



Gobierno de Guatemala

Ministerio de Agricultura,
Ganadería y Alimentación

Dirección de Planeamiento

ABR 2013

Boletín de Precios Departamentales



Enero 2014

Elaboración propia con datos de Sedes Departamentales
Datos generados por el Sistema de Monitoreo de Cultivos.



Presentación

El presente boletín “Precios promedio mensual de productos agropecuarios a nivel departamental” es congruente con los esfuerzos del Ministerio de Agricultura, Ganadería y Alimentación como apoyo en la generación y difusión de información para la toma de decisiones sustentadas sobre la base de información confiable y oportuna.

Este boletín presenta la información de precios agropecuarios pagados al consumidor que recopilan los profesionales y técnicos de información de cada sede departamental en los principales mercados de la cabecera departamental en un periodo de una vez por semana coincidiendo con el día de mercado.

Esta información es trasladada a través del SISTEMA DE MONITOREO DE CULTIVOS a la central de las sedes departamentales para su validación y enviada por el mismo Sistema ya validada a DIPLAN para la elaboración de este informe.

Terminos Utilizados

* De segunda

Nd: No hay dato

So: Sin oferta

Precio al alza


Precios a la baja


Nota: Todas las cifras de este boletín están expresadas en Quetzales.

Granos Básicos

|  | Arroz Oro 80-20 por libra | | Precios semanales enero | | | | | |
|---|---------------------------|---------------------------|-------------------------|------|------|---------------|---------------|------------------|
| | Departamento | Mercado | 3 | 4 | 5 | Promedio 2014 | Promedio 2013 | Diferencia anual |
| | Guatemala | Villa Nueva | 4.00 | 4.00 | 3.50 | 3.83 | 4.70 | -0.87 |
| | Izabal | La Revolucion | 4.00 | 4.00 | 4.00 | 4.00 | 4.00 | 0.00 |
| | San Marcos | San Pedro | 4.00 | 4.00 | 4.00 | 4.00 | 4.00 | 0.00 |
| | Sololá | Mercado Municipal | 4.25 | 4.25 | 4.25 | 4.25 | 4.33 | -0.08 |
| | Quiché | La Terminal | 4.00 | 4.00 | 4.00 | 4.00 | 4.50 | -0.50 |
| | Chiquimula | La Terminal | nd | 3.50 | 3.50 | 3.50 | 3.50 | 0.00 |
| | Santa Rosa | Mercado Municipal Cuilapa | 3.50 | nd | 4.50 | 4.00 | 3.50 | 0.50 |

|  | Arroz Oro 90-10 por libra | | Precios semanales enero | | | | | |
|---|---------------------------|--------------------------------------|-------------------------|------|------|---------------|---------------|------------------|
| | Departamento | Mercado | 3 | 4 | 5 | Promedio 2014 | Promedio 2013 | Diferencia anual |
| | El Progreso | Centro Municipal de Comercialización | 4.50 | nd | 4.75 | 4.63 | 4.05 | 0.58 |
| | Sacatepéquez | Mercado Central | 4.50 | 4.75 | 4.50 | 4.58 | 3.50 | 1.08 |
| | Alta Verapaz | La Terminal | 4.75 | nd | 5.00 | 4.88 | 4.25 | 0.63 |
| | Baja Verapaz | Municipal | 4.50 | 4.75 | 4.75 | 4.67 | 4.33 | 0.34 |
| | Izabal | La Revolucion | 4.50 | 4.50 | 4.50 | 4.50 | 4.50 | 0.00 |
| | Petén | Mercado Municipal de Poptún | nd | 4.50 | 4.75 | 4.63 | nd | --- |
| | Quetzaltenango | La Terminal | nd | 4.50 | nd | 4.50 | 4.00 | 0.50 |
| | Sololá | Mercado Municipal | 4.75 | 4.75 | 4.75 | 4.75 | 5.00 | -0.25 |
| | Totonicapán | Mercado Municipal | 4.50 | 4.50 | 4.50 | 4.50 | 4.50 | 0.00 |
| | Zacapa | Mercado Municipal Zacapa | 4.50 | 4.75 | 4.75 | 4.67 | 3.63 | 1.04 |
| | Chiquimula | La Terminal | nd | 4.75 | 4.75 | 4.75 | 5.50 | -0.75 |
| | Jalapa | Mercado Municipal | 4.70 | 4.70 | 4.70 | 4.70 | 4.66 | 0.04 |
| | Jutiapa | La Terminal | 4.25 | 4.50 | 4.50 | 4.42 | 4.00 | 0.42 |
| | Escuintla | Mercado No. 1 | 4.75 | 4.75 | 4.75 | 4.75 | 3.81 | 0.94 |
| | Retalhuleu | La Terminal | 4.75 | 4.00 | nd | 4.38 | 3.63 | 0.75 |
| | Suchitepéquez | Mercado Central No.1 | 5.00 | 4.75 | 5.00 | 4.92 | 5.50 | -0.58 |


|  | Frijol Blanco de primera por libra | | Precios semanales enero | | | | | |
|---|------------------------------------|--------------------------------------|-------------------------|------|------|---------------|---------------|------------------|
| | Departamento | Mercado | 3 | 4 | 5 | Promedio 2014 | Promedio 2013 | Diferencia anual |
| | Guatemala | Villa Nueva | 6.50 | 5.00 | 6.00 | 5.83 | 7.09 | -1.26 |
| | El Progreso | Centro Municipal de Comercialización | 5.95 | nd | 5.95 | 5.95 | 6.00 | -0.05 |

|  | Frijol Negro de primera por libra | | Precios semanales enero | | | | | |
|---|-----------------------------------|--------------------------------------|-------------------------|------|------|---------------|---------------|------------------|
| | Departamento | Mercado | 3 | 4 | 5 | Promedio 2014 | Promedio 2013 | Diferencia anual |
| | Guatemala* | Villa Nueva | 5.00 | 5.00 | 4.50 | 4.83 | 5.50 | -0.67 |
| | El Progreso | Centro Municipal de Comercialización | 4.75 | nd | 3.75 | 4.25 | 4.00 | 0.25 |
| | Sacatepéquez | Mercado Central | 5.00 | 5.00 | 5.00 | 5.00 | 5.00 | 0.00 |
| | Alta Verapaz | La Terminal | 4.50 | nd | 4.00 | 4.25 | 5.00 | -0.75 |
| | Baja Verapaz | Municipal | 4.00 | 4.00 | 4.00 | 4.00 | 4.33 | -0.33 |
| | Izabal | La Revolucion | 4.50 | 4.50 | 4.50 | 4.50 | 5.00 | -0.50 |
| | Petén | Mercado Municipal de Poptún | nd | 4.50 | 5.00 | 4.75 | nd | --- |
| | Quetzaltenango | La Terminal | nd | 4.50 | nd | 4.50 | 5.00 | -0.50 |
| | San Marcos | San Pedro | 5.00 | 5.00 | 6.00 | 5.33 | 7.00 | -1.67 |
| | Sololá | Mercado Municipal | 5.00 | 5.00 | 5.00 | 5.00 | 5.00 | 0.00 |
| | Totonicapán | Mercado Municipal | 4.50 | 6.00 | 4.50 | 5.00 | 7.00 | -2.00 |
| | Quiché | La Terminal | 5.00 | 5.00 | 5.00 | 5.00 | 5.00 | 0.00 |
| | Zacapa | Mercado Municipal Zacapa | 4.00 | 4.00 | 4.00 | 4.00 | 4.50 | -0.50 |
| | Chiquimula | La Terminal | nd | 4.50 | 4.50 | 4.50 | 4.50 | 0.00 |
| | Jalapa | Mercado Municipal | 3.00 | 3.50 | 3.00 | 3.17 | 4.00 | -0.83 |
| | Jutiapa | La Terminal | 3.50 | 3.50 | 3.50 | 3.50 | 4.50 | -1.00 |
| | Santa Rosa | Mercado Municipal Cuilapa | 4.00 | nd | 4.00 | 4.00 | 4.25 | -0.25 |
| | Escuintla | Mercado No. 1 | 4.50 | 5.00 | 5.00 | 4.83 | 4.38 | 0.45 |
| | Retalhuleu | La Terminal | 5.00 | 5.00 | nd | 5.00 | 5.50 | -0.50 |
| | Suchitepéquez* | Mercado Central No.1 | 5.00 | 5.00 | 5.00 | 5.00 | 5.00 | 0.00 |

|  | Frijol Rojo de primera por libra | | Precios semanales enero | | | | | |
|---|----------------------------------|--------------------------------------|-------------------------|------|------|---------------|---------------|------------------|
| | Departamento | Mercado | 3 | 4 | 5 | Promedio 2014 | Promedio 2013 | Diferencia anual |
| | Guatemala* | Villa Nueva | 6.00 | 6.75 | 4.75 | 5.83 | 7.99 | -2.16 |
| | El Progreso | Centro Municipal de Comercialización | 5.95 | nd | 5.95 | 5.95 | 6.00 | -0.05 |
| | Sacatepéquez | Mercado Central | 5.00 | 6.00 | 6.00 | 5.67 | 6.00 | -0.33 |
| | Alta Verapaz | La Terminal | 6.00 | nd | 5.00 | 5.50 | 6.00 | -0.50 |
| | Baja Verapaz | Municipal | 5.00 | 5.00 | 5.00 | 5.00 | 4.50 | 0.50 |
| | Izabal | La Revolucion | 5.00 | 5.00 | 5.00 | 5.00 | 6.00 | -1.00 |
| | Petén | Mercado Municipal de Poptún | nd | 6.00 | 6.00 | 6.00 | nd | --- |
| | Quetzaltenango | La Terminal | nd | 5.00 | nd | 5.00 | 5.00 | 0.00 |
| | San Marcos* | San Pedro | 5.00 | 5.00 | 5.00 | 5.00 | 5.00 | 0.00 |
| | Sololá | Mercado Municipal | 6.50 | 6.50 | 6.00 | 6.33 | 6.00 | 0.33 |
| | Totonicapán* | Mercado Municipal | 5.00 | 5.00 | 5.50 | 5.17 | 6.50 | -1.33 |
| | Quiché | La Terminal | 6.00 | 6.00 | 6.00 | 6.00 | 6.00 | 0.00 |
| | Zacapa | Mercado Municipal Zacapa | 4.00 | 5.00 | 5.00 | 4.67 | 5.50 | -0.83 |
| | Chiquimula | La Terminal | nd | 7.00 | 7.00 | 7.00 | 8.00 | -1.00 |
| | Jalapa | Mercado Municipal | 3.50 | 4.50 | 3.50 | 3.83 | 4.00 | -0.17 |
| | Jutiapa | La Terminal | 4.50 | 4.50 | 4.50 | 4.50 | 4.33 | 0.17 |
| | Santa Rosa | Mercado Municipal Cuilapa | 5.00 | nd | 5.00 | 5.00 | 5.25 | -0.25 |
| | Escuintla | Mercado No. 1 | 6.00 | 6.00 | 6.00 | 6.00 | 6.75 | -0.75 |
| | Retalhuleu | La Terminal | 7.00 | 7.00 | nd | 7.00 | 8.00 | -1.00 |
| | Suchitepéquez* | Mercado Central No.1 | 6.00 | 6.00 | 6.00 | 6.00 | 6.25 | -0.25 |




| Maíz Amarillo de primera por libra | | Precios semanales enero | | | | | |
|------------------------------------|-----------------------------|-------------------------|------|------|---------------|---------------|------------------|
| Departamento | Mercado | 3 | 4 | 5 | Promedio 2014 | Promedio 2013 | Diferencia anual |
| Sacatepéquez | Mercado Central | 1.40 | 1.20 | 1.20 | 1.27 | 1.40 | -0.13 |
| Alta Verapaz | La Terminal | 1.20 | nd | 1.15 | 1.18 | 1.10 | 0.08 |
| Baja Verapaz | Municipal | 1.30 | 1.30 | 1.35 | 1.32 | 1.25 | 0.07 |
| Petén* | Mercado Municipal de Poptún | nd | 1.25 | 1.20 | 1.23 | nd | --- |
| Quetzaltenango | La Terminal | nd | 1.60 | nd | 1.60 | 1.78 | -0.18 |
| San Marcos | San Pedro | 1.50 | 1.50 | 1.50 | 1.50 | 1.80 | -0.30 |
| Sololá | Mercado Municipal | 2.10 | 2.05 | 2.05 | 2.07 | 1.83 | 0.24 |
| Totonicapán | Mercado Municipal | 1.50 | 1.60 | 1.40 | 1.50 | 1.58 | -0.08 |
| Quiché* | La Terminal | 2.00 | 2.00 | 2.00 | 2.00 | 2.00 | 0.00 |
| Jalapa | Mercado Municipal | 1.30 | 1.30 | 1.30 | 1.30 | 1.35 | -0.05 |
| Jutiapa | La Terminal | 1.25 | 1.25 | 1.25 | 1.25 | 1.25 | 0.00 |
| Santa Rosa | Mercado Municipal Cuilapa | 1.15 | nd | 1.00 | 1.08 | 1.25 | -0.17 |
| Escuintla | Mercado No. 1 | 1.50 | 1.40 | 1.40 | 1.43 | 1.45 | -0.02 |
| Retalhuleu | La Terminal | 1.25 | 1.35 | nd | 1.30 | 1.38 | -0.08 |
| Suchitepéquez* | Mercado Central No.1 | 1.40 | 1.50 | 1.40 | 1.43 | 1.28 | 0.15 |




| Maíz Blanco de primera por libra | | Precios semanales enero | | | | | |
|----------------------------------|--------------------------------------|-------------------------|------|------|---------------|---------------|------------------|
| Departamento | Mercado | 3 | 4 | 5 | Promedio 2014 | Promedio 2013 | Diferencia anual |
| Guatemala* | Villa Nueva | 1.30 | 1.25 | 1.25 | 1.27 | 1.41 | -0.14 |
| El Progreso | Centro Municipal de Comercialización | 1.30 | nd | 1.40 | 1.35 | 1.50 | -0.15 |
| Sacatepéquez | Mercado Central | 1.40 | 1.25 | 1.25 | 1.30 | 1.40 | -0.10 |
| Alta Verapaz | La Terminal | 1.20 | nd | 1.15 | 1.18 | 1.15 | 0.03 |
| Baja Verapaz | Municipal | 1.25 | 1.25 | 1.30 | 1.27 | 1.25 | 0.02 |
| Izabal | La Revolucion | 1.30 | 1.30 | 1.30 | 1.30 | 1.26 | 0.04 |
| Petén | Mercado Municipal de Poptún | nd | 1.00 | 1.10 | 1.05 | nd | --- |
| Quetzaltenango | La Terminal | nd | 1.60 | nd | 1.60 | 1.53 | 0.07 |
| San Marcos | San Pedro | 1.40 | 1.40 | 1.40 | 1.40 | 1.31 | 0.09 |
| Sololá | Mercado Municipal | 2.15 | 2.10 | 2.15 | 2.13 | 2.00 | 0.13 |
| Totonicapán | Mercado Municipal | 1.50 | 1.60 | 1.50 | 1.53 | 1.58 | -0.05 |
| Quiché | La Terminal | 1.70 | 1.80 | 1.80 | 1.77 | 1.80 | -0.03 |
| Zacapa | Mercado Municipal Zacapa | 1.30 | 1.30 | 1.30 | 1.30 | 1.20 | 0.10 |
| Chiquimula | La Terminal | nd | 1.40 | 1.40 | 1.40 | 1.20 | 0.20 |
| Jalapa | Mercado Municipal | 1.20 | 1.20 | 1.20 | 1.20 | 1.26 | -0.06 |
| Jutiapa | La Terminal | 1.25 | 1.25 | 1.25 | 1.25 | 1.25 | 0.00 |
| Santa Rosa | Mercado Municipal Cuilapa | 1.15 | nd | 1.10 | 1.13 | 1.21 | -0.08 |
| Escuintla | Mercado No. 1 | 1.50 | 1.40 | 1.40 | 1.43 | 1.41 | 0.02 |
| Retalhuleu | La Terminal | 1.10 | 1.25 | nd | 1.18 | 1.18 | 0.00 |
| Suchitepéquez* | Mercado Central No.1 | 1.25 | 1.30 | 1.30 | 1.28 | 1.28 | 0.00 |

Hortalizas

|  | Cebolla Blanca con tallo grande, de primera por manojó de 10 unidades | | Precios semanales enero | | | | | |
|---|---|--------------------------------------|-------------------------|-------|-------|---------------|---------------|------------------|
| | Departamento | Mercado | 3 | 4 | 5 | Promedio 2014 | Promedio 2013 | Diferencia anual |
| | El Progreso | Centro Municipal de Comercialización | 10.00 | nd | 10.00 | 10.00 | 8.00 | 2.00 |
| | Petén | Mercado Municipal de Poptún | nd | 10.00 | 12.00 | 11.00 | nd | --- |
| | Quetzaltenango | La Terminal | nd | 6.00 | nd | 6.00 | 5.50 | 0.50 |
| | Totonicapán* | Mercado Municipal | 10.00 | 8.00 | 12.50 | 10.17 | 5.67 | 4.50 |
| | Quiché* | La Terminal | 6.50 | 6.00 | 6.00 | 6.17 | 6.00 | 0.17 |
| | Jutiapa | La Terminal | 10.00 | 8.00 | 10.00 | 9.33 | 10.00 | -0.67 |

|  | Cebolla Blanca con tallo mediana de primera por manojó de 10 unidades | | Precios semanales enero | | | | | |
|---|---|---------------------------|-------------------------|-------|-------|---------------|---------------|------------------|
| | Departamento | Mercado | 3 | 4 | 5 | Promedio 2014 | Promedio 2013 | Diferencia anual |
| | Guatemala* | Villa Nueva | 4.50 | 5.50 | 5.00 | 5.00 | 8.00 | -3.00 |
| | Sacatepéquez* | Mercado Central | 8.00 | 8.00 | 6.00 | 7.33 | 7.00 | 0.33 |
| | Alta Verapaz* | La Terminal | 3.00 | nd | 5.00 | 4.00 | 4.50 | -0.50 |
| | Baja Verapaz* | Municipal | 3.00 | 5.00 | 4.00 | 4.00 | nd | --- |
| | Izabal* | La Revolucion | 12.00 | 10.00 | 12.00 | 11.33 | 10.50 | 0.83 |
| | San Marcos* | San Pedro | 6.00 | 6.00 | 6.00 | 6.00 | 3.38 | 2.62 |
| | Sololá | Mercado Municipal | 4.50 | 5.50 | 3.50 | 4.50 | 4.00 | 0.50 |
| | Zacapa | Mercado Municipal Zacapa | 6.00 | 5.50 | 5.00 | 5.50 | 7.25 | -1.75 |
| | Jalapa | Mercado Municipal | 5.00 | 7.00 | 5.00 | 5.67 | 5.00 | 0.67 |
| | Santa Rosa | Mercado Municipal Cuilapa | 4.00 | nd | 10.00 | 7.00 | 5.00 | 2.00 |
| | Escuintla | Mercado No. 1 | 10.00 | 8.00 | 8.00 | 8.67 | 6.25 | 2.42 |
| | Retalhuleu | La Terminal | 4.50 | 7.00 | nd | 5.75 | 6.00 | -0.25 |
| | Suchitepéquez* | Mercado Central No.1 | 5.00 | 8.00 | 7.00 | 6.67 | 6.00 | 0.67 |

|  | Cebolla Blanca Seca nacional grande, de primera por libra | | Precios semanales enero | | | | | |
|---|---|-----------------------------|-------------------------|------|------|---------------|---------------|------------------|
| | Departamento | Mercado | 3 | 4 | 5 | Promedio 2014 | Promedio 2013 | Diferencia anual |
| | Sacatepéquez | Mercado Central | 4.00 | 4.00 | 4.00 | 4.00 | 2.50 | 1.50 |
| | Baja Verapaz | Municipal | 3.50 | 3.50 | 4.00 | 3.67 | 2.67 | 1.00 |
| | Petén | Mercado Municipal de Poptún | nd | 4.00 | 3.50 | 3.75 | nd | --- |
| | Totonicapán | Mercado Municipal | 4.00 | 4.00 | 4.00 | 4.00 | 3.17 | 0.83 |
| | Chiquimula | La Terminal | nd | 5.00 | 5.00 | 5.00 | 4.00 | 1.00 |
| | Jalapa | Mercado Municipal | 3.00 | 4.00 | 4.00 | 3.67 | 3.38 | 0.29 |
| | Jutiapa | La Terminal | 5.00 | 5.00 | 5.00 | 5.00 | 5.00 | 0.00 |
| | Santa Rosa | Mercado Municipal Cuilapa | 3.00 | nd | 5.00 | 4.00 | 3.13 | 0.87 |



| Cebolla Blanca Seca nacional mediana, de primera por | | Precios semanales enero | | | | | |
|--|--------------------------|-------------------------|------|------|---------------|---------------|------------------|
| Departamento | Mercado | 3 | 4 | 5 | Promedio 2014 | Promedio 2013 | Diferencia anual |
| Guatemala* | Villa Nueva | 3.75 | 3.75 | 3.50 | 3.67 | 3.13 | 0.54 |
| Izabal* | La Revolucion | 5.00 | 5.00 | 5.00 | 5.00 | 4.00 | 1.00 |
| Quetzaltenango | La Terminal | nd | 3.50 | nd | 3.50 | 3.50 | 0.00 |
| San Marcos | San Pedro | 4.00 | 4.00 | 4.00 | 4.00 | 2.50 | 1.50 |
| Sololá | Mercado Municipal | 5.00 | 4.50 | 4.00 | 4.50 | 3.00 | 1.50 |
| Quiché* | La Terminal | 4.50 | 4.00 | 4.00 | 4.17 | 4.13 | 0.04 |
| Zacapa | Mercado Municipal Zacapa | 4.00 | 4.00 | 4.00 | 4.00 | 3.25 | 0.75 |
| Chiquimula | La Terminal | nd | 4.00 | 6.00 | 5.00 | 4.50 | 0.50 |
| Escuintla* | Mercado No. 1 | 4.00 | 3.50 | 3.00 | 3.50 | 3.50 | 0.00 |
| Retalhuleu | La Terminal | 3.50 | 3.50 | nd | 3.50 | 4.50 | -1.00 |
| Suchitepéquez* | Mercado Central No.1 | 5.00 | 4.00 | 4.00 | 4.33 | 3.25 | 1.08 |




| Chile Pimiento grande, de primera por unidad | | Precios semanales enero | | | | | |
|--|--------------------------------------|-------------------------|------|------|---------------|---------------|------------------|
| Departamento | Mercado | 3 | 4 | 5 | Promedio 2014 | Promedio 2013 | Diferencia anual |
| Guatemala* | Villa Nueva | 1.75 | 1.75 | 2.00 | 1.83 | 2.63 | -0.80 |
| El Progreso | Centro Municipal de Comercialización | 1.75 | nd | 2.00 | 1.88 | 2.00 | -0.12 |
| Sacatepéquez | Mercado Central | 2.50 | 2.50 | 2.50 | 2.50 | 2.75 | -0.25 |
| Alta Verapaz | La Terminal | 1.50 | nd | 1.75 | 1.63 | 2.25 | -0.62 |
| Baja Verapaz | Municipal | 2.00 | 1.50 | 1.50 | 1.67 | 1.33 | 0.34 |
| Izabal | La Revolucion | 2.00 | 2.00 | 2.00 | 2.00 | 2.00 | 0.00 |
| Petén | Mercado Municipal de Poptún | nd | 3.00 | 3.00 | 3.00 | nd | --- |
| Quetzaltenango | La Terminal | nd | 1.50 | nd | 1.50 | 1.63 | -0.13 |
| San Marcos | San Pedro | 1.50 | 1.75 | 1.50 | 1.58 | 1.75 | -0.17 |
| Sololá | Mercado Municipal | 2.25 | 2.00 | 2.00 | 2.08 | 2.25 | -0.17 |
| Quiché | La Terminal | 2.00 | 2.00 | 1.50 | 1.83 | 2.50 | -0.67 |
| Chiquimula | La Terminal | nd | 2.00 | 2.00 | 2.00 | 2.00 | 0.00 |
| Jalapa | Mercado Municipal | 1.50 | 1.50 | 1.50 | 1.50 | 1.50 | 0.00 |
| Jutiapa | La Terminal | 2.00 | 2.00 | 2.00 | 2.00 | 3.00 | -1.00 |
| Santa Rosa | Mercado Municipal Cuilapa | 2.00 | nd | 2.00 | 2.00 | 2.38 | -0.38 |
| Escuintla | Mercado No. 1 | 2.50 | 1.50 | 1.75 | 1.92 | 3.00 | -1.08 |
| Retalhuleu* | La Terminal | 1.50 | 1.50 | nd | 1.50 | 2.50 | -1.00 |



| Chile Pimiento mediano, de primera por unidad | | Precios semanales enero | | | | | |
|---|--------------------------|-------------------------|------|------|---------------|---------------|------------------|
| Departamento | Mercado | 3 | 4 | 5 | Promedio 2014 | Promedio 2013 | Diferencia anual |
| Guatemala* | Villa Nueva | 1.50 | 1.50 | 1.50 | 1.50 | 1.88 | -0.38 |
| Sacatepéquez | Mercado Central | 2.00 | 2.00 | 2.00 | 2.00 | 2.50 | -0.50 |
| Sololá | Mercado Municipal | 1.75 | 1.50 | 1.50 | 1.58 | 1.75 | -0.17 |
| Totonicapán* | Mercado Municipal | 1.50 | 2.00 | 1.50 | 1.67 | 1.83 | -0.16 |
| Zacapa* | Mercado Municipal Zacapa | 2.00 | 1.75 | 2.10 | 1.95 | 1.88 | 0.07 |
| Chiquimula | La Terminal | nd | 1.50 | 1.50 | 1.50 | 1.00 | 0.50 |
| Suchitepéquez* | Mercado Central No.1 | 2.00 | 2.00 | 2.00 | 2.00 | 2.00 | 0.00 |


|  | Guisquil grande, de primera por mano | | Precios semanales enero | | | | | |
|---|--------------------------------------|--------------------------------------|-------------------------|-------|-------|---------------|---------------|------------------|
| | Departamento | Mercado | 3 | 4 | 5 | Promedio 2014 | Promedio 2013 | Diferencia anual |
| | Guatemala* | Villa Nueva | 5.00 | 5.00 | 5.00 | 5.00 | 7.13 | -2.13 |
| | El Progreso | Centro Municipal de Comercialización | 10.00 | nd | 10.00 | 10.00 | 6.00 | 4.00 |
| | Sacatepéquez | Mercado Central | 6.00 | 6.00 | 6.00 | 6.00 | 7.50 | -1.50 |
| | Alta Verapaz | La Terminal | 8.00 | nd | 8.00 | 8.00 | 7.25 | 0.75 |
| | Baja Verapaz | Municipal | 4.50 | 7.50 | 5.50 | 5.83 | 8.33 | -2.50 |
| | Izabal | La Revolucion | 13.00 | 14.00 | 15.00 | 14.00 | 14.50 | -0.50 |
| | Quetzaltenango* | La Terminal | nd | 6.50 | nd | 6.50 | 7.00 | -0.50 |
| | San Marcos | San Pedro | 7.50 | 7.50 | 7.50 | 7.50 | 5.25 | 2.25 |
| | Sololá | Mercado Municipal | 7.50 | 7.00 | 7.00 | 7.17 | 5.00 | 2.17 |
| | Totonicapán | Mercado Municipal | 12.00 | 15.00 | 12.00 | 13.00 | 10.67 | 2.33 |
| | Quiché | La Terminal | 6.25 | 6.50 | 6.50 | 6.42 | 7.19 | -0.77 |
| | Zacapa* | Mercado Municipal Zacapa | 11.00 | 10.00 | 10.00 | 10.33 | 10.00 | 0.33 |
| | Chiquimula | La Terminal | nd | 10.50 | 12.50 | 11.50 | 11.50 | 0.00 |
| | Jalapa | Mercado Municipal | 10.00 | 9.00 | 10.00 | 9.67 | 9.38 | 0.29 |
| | Jutiapa | La Terminal | 10.00 | 10.00 | 12.50 | 10.83 | 13.33 | -2.50 |
| | Escuintla | Mercado No. 1 | 7.00 | 7.00 | 7.00 | 7.00 | 10.75 | -3.75 |
| | Retalhuleu | La Terminal | 10.00 | 10.00 | nd | 10.00 | 8.00 | 2.00 |


|  | Guisquil mediano, de primera por mano | | Precios semanales enero | | | | | |
|--|---------------------------------------|-----------------------------|-------------------------|-------|-------|---------------|---------------|------------------|
| | Departamento | Mercado | 3 | 4 | 5 | Promedio 2014 | Promedio 2013 | Diferencia anual |
| | Petén | Mercado Municipal de Poptún | nd | 13.00 | 15.00 | 14.00 | nd | --- |
| | Sololá | Mercado Municipal | 6.50 | 6.00 | 6.00 | 6.17 | 4.83 | 1.34 |
| | Chiquimula | La Terminal | nd | 10.50 | 10.50 | 10.50 | 9.50 | 1.00 |
| | Santa Rosa | Mercado Municipal Cuilapa | 8.00 | nd | 7.50 | 7.75 | 8.00 | -0.25 |
| | Suchitepéquez* | Mercado Central No.1 | 9.00 | 11.00 | 6.00 | 8.67 | 10.00 | -1.33 |

|  | Papa Larga lavada grande, de primera por libra | | Precios semanales enero | | | | | |
|---|--|--------------------------------------|-------------------------|------|------|---------------|---------------|------------------|
| | Departamento | Mercado | 3 | 4 | 5 | Promedio 2014 | Promedio 2013 | Diferencia anual |
| | Guatemala* | Villa Nueva | 3.50 | 2.50 | 3.00 | 3.00 | 2.75 | 0.25 |
| | El Progreso | Centro Municipal de Comercialización | 2.50 | nd | 2.50 | 2.50 | 2.50 | 0.00 |
| | Sacatepéquez | Mercado Central | 3.00 | 2.50 | 2.50 | 2.67 | 2.75 | -0.08 |
| | Baja Verapaz | Municipal | 2.50 | 3.00 | 2.50 | 2.67 | 2.00 | 0.67 |
| | Izabal* | La Revolucion | 3.50 | 3.00 | 3.00 | 3.17 | 2.75 | 0.42 |
| | Petén | Mercado Municipal de Poptún | nd | 3.50 | 3.50 | 3.50 | nd | --- |
| | Sololá | Mercado Municipal | 3.50 | 3.50 | 3.00 | 3.33 | 2.67 | 0.66 |
| | Totonicapán | Mercado Municipal | 1.75 | 2.25 | 2.75 | 2.25 | 1.47 | 0.78 |
| | Zacapa* | Mercado Municipal Zacapa | 2.50 | 2.50 | 3.50 | 2.83 | 2.25 | 0.58 |
| | Chiquimula | La Terminal | nd | 2.50 | 2.50 | 2.50 | 2.25 | 0.25 |
| | Jutiapa | La Terminal | 3.00 | 3.00 | 3.00 | 3.00 | 2.50 | 0.50 |
| | Escuintla | Mercado No. 1 | 2.50 | 3.00 | 3.00 | 2.83 | 2.50 | 0.33 |

|  | Papa Larga lavada mediana, de primera por libra | | Precios semanales enero | | | | | |
|---|---|---------------------------|-------------------------|------|------|---------------|---------------|------------------|
| | Departamento | Mercado | 3 | 4 | 5 | Promedio 2014 | Promedio 2013 | Diferencia anual |
| | Sacatepéquez* | Mercado Central | 3.00 | 3.00 | 3.00 | 3.00 | 2.75 | 0.25 |
| | Izabal* | La Revolucion | 3.50 | 3.00 | 3.00 | 3.17 | 2.75 | 0.42 |
| | Quetzaltenango | La Terminal | nd | 1.50 | nd | 1.50 | 2.25 | -0.75 |
| | Sololá | Mercado Municipal | 2.00 | 2.00 | 2.00 | 2.00 | 2.17 | -0.17 |
| | Quiché* | La Terminal | 2.00 | 2.50 | 2.50 | 2.33 | 2.50 | -0.17 |
| | Chiquimula | La Terminal | nd | 2.50 | 2.50 | 2.50 | 2.25 | 0.25 |
| | Jalapa* | Mercado Municipal | 3.00 | 3.00 | 3.00 | 3.00 | 2.13 | 0.87 |
| | Santa Rosa* | Mercado Municipal Cuilapa | 3.00 | nd | 3.00 | 3.00 | 2.38 | 0.62 |
| | Suchitepéquez* | Mercado Central No.1 | 4.00 | 3.50 | 3.50 | 3.67 | 3.00 | 0.67 |

|  | Papa Loman lavada grande, de primera por libra | | Precios semanales enero | | | | | |
|---|--|-----------------------------|-------------------------|------|------|---------------|---------------|------------------|
| | Departamento | Mercado | 3 | 4 | 5 | Promedio 2014 | Promedio 2013 | Diferencia anual |
| | Baja Verapaz | Municipal | 3.00 | 3.50 | 3.00 | 3.17 | 2.67 | 0.50 |
| | Izabal* | La Revolucion | 4.00 | 3.50 | 3.50 | 3.67 | 3.25 | 0.42 |
| | Petén | Mercado Municipal de Poptún | nd | 3.00 | 3.00 | 3.00 | nd | --- |
| | Quetzaltenango | La Terminal | nd | 2.75 | nd | 2.75 | 1.75 | 1.00 |
| | San Marcos | San Pedro | 2.50 | 2.50 | 2.50 | 2.50 | 1.88 | 0.62 |
| | Sololá | Mercado Municipal | 3.50 | 2.50 | 3.00 | 3.00 | 2.67 | 0.33 |
| | Totonicapán | Mercado Municipal | 1.75 | 2.50 | 3.00 | 2.42 | 1.87 | 0.55 |
| | Chiquimula | La Terminal | nd | 2.50 | 2.50 | 2.50 | 2.25 | 0.25 |
| | Jalapa | Mercado Municipal | 3.00 | 3.50 | 3.50 | 3.33 | 2.88 | 0.45 |
| | Jutiapa | La Terminal | 3.00 | 3.00 | 3.00 | 3.00 | 2.50 | 0.50 |
| | Santa Rosa | Mercado Municipal Cuilapa | 3.00 | nd | 3.00 | 3.00 | 2.63 | 0.37 |
| | Escuintla | Mercado No. 1 | 3.00 | 3.50 | 3.50 | 3.33 | 2.63 | 0.70 |
| | Retalhuleu | La Terminal | 3.00 | 3.50 | nd | 3.25 | 3.63 | -0.38 |

|  | Papa Loman lavada mediana, de primera por libra | | Precios semanales enero | | | | | |
|---|---|----------------------|-------------------------|------|------|---------------|---------------|------------------|
| | Departamento | Mercado | 3 | 4 | 5 | Promedio 2014 | Promedio 2013 | Diferencia anual |
| | Guatemala* | Villa Nueva | 3.00 | 2.25 | 2.75 | 2.67 | 2.13 | 0.54 |
| | Izabal* | La Revolucion | 4.00 | 3.50 | 3.50 | 3.67 | 3.25 | 0.42 |
| | San Marcos | San Pedro | 2.00 | 2.00 | 2.00 | 2.00 | 1.38 | 0.62 |
| | Sololá | Mercado Municipal | 2.50 | 2.00 | 2.50 | 2.33 | 2.17 | 0.16 |
| | Quiché* | La Terminal | 2.00 | 2.50 | 2.50 | 2.33 | 2.50 | -0.17 |
| | Chiquimula | La Terminal | nd | 2.50 | 2.50 | 2.50 | 2.25 | 0.25 |
| | Suchitepéquez* | Mercado Central No.1 | 4.00 | 3.50 | 3.50 | 3.67 | 2.75 | 0.92 |

|  | Papa Redonda lavada grande, de primera por libra | | Precios semanales enero | | | | | |
|---|--|--------------------------------------|-------------------------|----|----|---------------|---------------|------------------|
| | Departamento | Mercado | 3 | 4 | 5 | Promedio 2014 | Promedio 2013 | Diferencia anual |
| | El Progreso | Centro Municipal de Comercialización | 2.45 | nd | so | 2.45 | nd | --- |



| Pepino grande, de primera por unidad | | Precios semanales enero | | | | | |
|--------------------------------------|-----------------------------|-------------------------|------|------|---------------|---------------|------------------|
| Departamento | Mercado | 3 | 4 | 5 | Promedio 2014 | Promedio 2013 | Diferencia anual |
| Sacatepéquez | Mercado Central | 2.50 | 2.50 | 2.50 | 2.50 | 1.25 | 1.25 |
| Baja Verapaz | Municipal | 1.50 | 1.50 | 1.50 | 1.50 | 1.17 | 0.33 |
| Izabal* | La Revolucion | 2.00 | 2.00 | 2.00 | 2.00 | 2.00 | 0.00 |
| Petén | Mercado Municipal de Poptún | nd | 2.00 | 2.00 | 2.00 | nd | --- |
| Quetzaltenango* | La Terminal | nd | 1.50 | nd | 1.50 | 2.25 | -0.75 |
| San Marcos | San Pedro | 2.00 | 2.00 | 2.00 | 2.00 | 2.13 | -0.13 |
| Sololá | Mercado Municipal | 2.50 | 2.00 | 2.00 | 2.17 | 2.00 | 0.17 |
| Totonicapán | Mercado Municipal | 1.50 | 1.75 | 2.00 | 1.75 | 1.92 | -0.17 |
| Jalapa | Mercado Municipal | 1.50 | 1.50 | 2.00 | 1.67 | 1.56 | 0.11 |
| Jutiapa | La Terminal | 2.00 | 2.50 | 2.50 | 2.33 | 2.83 | -0.50 |
| Santa Rosa | Mercado Municipal Cuilapa | 2.00 | nd | 2.00 | 2.00 | 2.00 | 0.00 |
| Escuintla | Mercado No. 1 | 1.50 | 1.50 | 2.00 | 1.67 | 2.06 | -0.39 |
| Retalhuleu* | La Terminal | 1.75 | 2.00 | nd | 1.88 | 1.75 | 0.13 |




| Pepino mediano, de primera por unidad | | Precios semanales enero | | | | | |
|---------------------------------------|--------------------------|-------------------------|------|------|---------------|---------------|------------------|
| Departamento | Mercado | 3 | 4 | 5 | Promedio 2014 | Promedio 2013 | Diferencia anual |
| Guatemala* | Villa Nueva | 1.50 | 1.75 | 1.50 | 1.58 | 1.88 | -0.30 |
| Sacatepéquez | Mercado Central | 2.50 | 2.50 | 2.50 | 2.50 | 1.25 | 1.25 |
| Alta Verapaz | La Terminal | 1.00 | nd | 1.50 | 1.25 | 1.25 | 0.00 |
| Izabal* | La Revolucion | 1.00 | 1.50 | 1.50 | 1.33 | 1.38 | -0.05 |
| San Marcos | San Pedro | 1.50 | 1.50 | 1.50 | 1.50 | 1.63 | -0.13 |
| Sololá | Mercado Municipal | 1.75 | 1.50 | 1.50 | 1.58 | 1.50 | 0.08 |
| Quiché* | La Terminal | 2.50 | 2.00 | 2.00 | 2.17 | 2.50 | -0.33 |
| Zacapa* | Mercado Municipal Zacapa | 2.00 | 2.00 | 2.25 | 2.08 | 1.88 | 0.20 |
| Suchitepéquez* | Mercado Central No.1 | 2.50 | 2.00 | 2.00 | 2.17 | 2.50 | -0.33 |



| Repollo Blanco grande, de primera por unidad | | Precios semanales enero | | | | | |
|--|---------------------------|-------------------------|-------|-------|---------------|---------------|------------------|
| Departamento | Mercado | 3 | 4 | 5 | Promedio 2014 | Promedio 2013 | Diferencia anual |
| Baja Verapaz* | Municipal | 4.00 | 4.00 | 4.00 | 4.00 | 4.00 | 0.00 |
| Izabal* | La Revolucion | 10.00 | 10.00 | 10.00 | 10.00 | 10.00 | 0.00 |
| San Marcos | San Pedro | 3.00 | 4.00 | 3.00 | 3.33 | 3.00 | 0.33 |
| Sololá | Mercado Municipal | 4.00 | 4.00 | 4.00 | 4.00 | 2.83 | 1.17 |
| Totonicapán | Mercado Municipal | 2.50 | 4.00 | 4.00 | 3.50 | 3.67 | -0.17 |
| Jalapa | Mercado Municipal | 4.00 | 5.00 | 4.00 | 4.33 | 6.50 | -2.17 |
| Jutiapa | La Terminal | 8.00 | 10.00 | 8.00 | 8.67 | 10.00 | -1.33 |
| Santa Rosa | Mercado Municipal Cuilapa | 10.00 | nd | 8.00 | 9.00 | 7.88 | 1.12 |
| Retalhuleu | La Terminal | 4.00 | 4.00 | nd | 4.00 | 5.25 | -1.25 |
| Suchitepéquez* | Mercado Central No.1 | 5.00 | 7.00 | 5.00 | 5.67 | 5.00 | 0.67 |



|  | Repollo Blanco mediano, de primera por unidad | | Precios semanales enero | | | | | |
|---|---|-----------------------------|-------------------------|------|------|---------------|---------------|------------------|
| | Departamento | Mercado | 3 | 4 | 5 | Promedio 2014 | Promedio 2013 | Diferencia anual |
| | Guatemala* | Villa Nueva | 5.00 | 5.50 | 5.00 | 5.17 | 4.75 | 0.42 |
| | Izabal* | La Revolucion | 8.00 | 8.00 | 7.00 | 7.67 | 7.00 | 0.67 |
| | Petén | Mercado Municipal de Poptún | nd | 9.00 | 9.00 | 9.00 | nd | --- |
| | Quetzaltenango | La Terminal | nd | 4.00 | nd | 4.00 | 4.50 | -0.50 |
| | San Marcos | San Pedro | 2.00 | 2.00 | 2.00 | 2.00 | 2.50 | -0.50 |
| | Sololá | Mercado Municipal | 3.00 | 3.00 | 3.00 | 3.00 | 2.17 | 0.83 |
| | Quiché* | La Terminal | 5.00 | 5.00 | 5.00 | 5.00 | 4.50 | 0.50 |
| | Zacapa* | Mercado Municipal Zacapa | 6.00 | 6.00 | 6.00 | 6.00 | 6.25 | -0.25 |
| | Escuintla* | Mercado No. 1 | 3.00 | 4.00 | 3.50 | 3.50 | 6.25 | -2.75 |


|  | Tomate Industrial grande, de primera por libra | | Precios semanales enero | | | | | |
|---|--|--------------------------------------|-------------------------|------|------|---------------|---------------|------------------|
| | Departamento | Mercado | 3 | 4 | 5 | Promedio 2014 | Promedio 2013 | Diferencia anual |
| | El Progreso | Centro Municipal de Comercialización | 2.75 | nd | 2.75 | 2.75 | 3.50 | -0.75 |
| | Sacatepéquez | Mercado Central | 3.50 | 3.00 | 3.00 | 3.17 | 3.00 | 0.17 |
| | Baja Verapaz | Municipal | 3.50 | 3.00 | 3.50 | 3.33 | 3.00 | 0.33 |
| | Izabal* | La Revolucion | 4.00 | 4.00 | 4.00 | 4.00 | 5.00 | -1.00 |
| | Petén | Mercado Municipal de Poptún | nd | 4.00 | 4.00 | 4.00 | nd | --- |
| | Quetzaltenango | La Terminal | nd | 2.50 | nd | 2.50 | 2.63 | -0.13 |
| | San Marcos | San Pedro | 3.00 | 3.50 | 2.50 | 3.00 | 2.63 | 0.37 |
| | Sololá | Mercado Municipal | 5.00 | 3.75 | 4.50 | 4.42 | 3.00 | 1.42 |
| | Totonicapán | Mercado Municipal | 3.50 | 3.00 | 3.50 | 3.33 | 2.92 | 0.41 |
| | Jalapa | Mercado Municipal | 3.00 | 3.50 | 3.00 | 3.17 | 3.13 | 0.04 |
| | Jutiapa | La Terminal | 3.50 | 3.50 | 3.00 | 3.33 | 3.33 | 0.00 |
| | Santa Rosa | Mercado Municipal Cuilapa | 3.00 | nd | 3.50 | 3.25 | 3.50 | -0.25 |
| | Escuintla | Mercado No. 1 | 3.00 | 3.50 | 4.00 | 3.50 | 3.50 | 0.00 |

|  | Tomate Industrial mediano, de primera por libra | | Precios semanales enero | | | | | |
|---|---|--------------------------------------|-------------------------|------|------|---------------|---------------|------------------|
| | Departamento | Mercado | 3 | 4 | 5 | Promedio 2014 | Promedio 2013 | Diferencia anual |
| | Guatemala* | Villa Nueva | 3.50 | 3.00 | 3.00 | 3.17 | 3.13 | 0.04 |
| | El Progreso | Centro Municipal de Comercialización | 2.25 | nd | 2.25 | 2.25 | 2.50 | -0.25 |
| | Alta Verapaz | La Terminal | 3.00 | nd | 2.50 | 2.75 | 3.38 | -0.63 |
| | Izabal* | La Revolucion | 4.00 | 4.00 | 3.50 | 3.83 | 4.00 | -0.17 |
| | Sololá | Mercado Municipal | 4.00 | 3.00 | 3.50 | 3.50 | 2.67 | 0.83 |
| | Quiché* | La Terminal | 3.00 | 3.00 | 3.00 | 3.00 | 2.63 | 0.37 |
| | Zacapa* | Mercado Municipal Zacapa | 3.50 | 3.75 | 4.00 | 3.75 | 4.75 | -1.00 |
| | Retalhuleu | La Terminal | 3.00 | 3.50 | nd | 3.25 | 3.13 | 0.12 |
| | Suchitepéquez* | Mercado Central No.1 | 3.50 | 4.00 | 3.00 | 3.50 | 3.00 | 0.50 |

|  | Zanahoria grande, de primera por docena | | Precios semanales enero | | | | | |
|---|---|--------------------------------------|-------------------------|-------|-------|---------------|---------------|------------------|
| | Departamento | Mercado | 3 | 4 | 5 | Promedio 2014 | Promedio 2013 | Diferencia anual |
| | El Progreso | Centro Municipal de Comercialización | 22.00 | nd | 22.00 | 22.00 | 18.00 | 4.00 |
| | Sacatepéquez | Mercado Central | 8.00 | 12.00 | 9.00 | 9.67 | 9.00 | 0.67 |
| | Baja Verapaz | Municipal | 18.00 | 18.00 | 15.00 | 17.00 | 15.67 | 1.33 |
| | Izabal* | La Revolucion | 25.00 | 23.00 | 22.00 | 23.33 | 26.25 | -2.92 |
| | Petén | Mercado Municipal de Poptún | nd | 20.00 | 24.00 | 22.00 | nd | --- |
| | Quetzaltenango* | La Terminal | nd | 7.00 | nd | 7.00 | 7.50 | -0.50 |
| | San Marcos | San Pedro | 7.00 | 6.00 | 7.00 | 6.67 | 7.25 | -0.58 |
| | Sololá | Mercado Municipal | 7.00 | 6.50 | 6.50 | 6.67 | 6.33 | 0.34 |
| | Totonicapán* | Mercado Municipal | 6.00 | 6.00 | 8.00 | 6.67 | 5.67 | 1.00 |
| | Quiché* | La Terminal | 12.00 | 12.00 | 12.00 | 12.00 | 12.00 | 0.00 |
| | Jalapa | Mercado Municipal | 18.00 | 17.00 | 16.00 | 17.00 | 19.25 | -2.25 |
| | Jutiapa | La Terminal | 20.00 | 20.00 | 20.00 | 20.00 | 25.00 | -5.00 |
| | Santa Rosa | Mercado Municipal Cuilapa | 20.00 | nd | 20.00 | 20.00 | 21.50 | -1.50 |
| | Retalhuleu* | La Terminal | 17.00 | 17.00 | nd | 17.00 | 22.50 | -5.50 |

|  | Zanahoria mediana, de primera por docena | | Precios semanales enero | | | | | |
|---|--|--------------------------|-------------------------|-------|-------|---------------|---------------|------------------|
| | Departamento | Mercado | 3 | 4 | 5 | Promedio 2014 | Promedio 2013 | Diferencia anual |
| | Guatemala* | Villa Nueva | 5.50 | 5.00 | 8.00 | 6.17 | 10.50 | -4.33 |
| | Sacatepéquez | Mercado Central | 8.00 | 9.00 | 6.00 | 7.67 | 8.00 | -0.33 |
| | Alta Verapaz | La Terminal | 10.00 | nd | 12.00 | 11.00 | 12.00 | -1.00 |
| | San Marcos | San Pedro | 5.00 | 4.00 | 5.00 | 4.67 | 5.00 | -0.33 |
| | Sololá | Mercado Municipal | 3.50 | 4.50 | 3.50 | 3.83 | 4.50 | -0.67 |
| | Zacapa* | Mercado Municipal Zacapa | 18.00 | 18.00 | 21.00 | 19.00 | 25.00 | -6.00 |
| | Escuintla* | Mercado No. 1 | 8.00 | 11.00 | 10.00 | 9.67 | 15.00 | -5.33 |
| | Suchitepéquez* | Mercado Central No.1 | 20.00 | 18.00 | 18.00 | 18.67 | 13.00 | 5.67 |

Frutas


|  | Aguacate Criollo grande, de segunda por unidad | | Precios semanales enero | | | | | |
|---|--|--------------------------|-------------------------|------|------|---------------|---------------|------------------|
| | Departamento | Mercado | 3 | 4 | 5 | Promedio 2014 | Promedio 2013 | Diferencia anual |
| | Guatemala | Villa Nueva | 3.00 | 3.00 | 3.00 | 3.00 | 3.00 | 0.00 |
| | Baja Verapaz | Municipal | 3.00 | 3.00 | 3.00 | 3.00 | 1.50 | 1.50 |
| | Izabal | La Revolucion | 5.00 | 5.00 | 5.00 | 5.00 | 5.00 | 0.00 |
| | Quetzaltenango | La Terminal | nd | 2.50 | nd | 2.50 | 2.00 | 0.50 |
| | Zacapa | Mercado Municipal Zacapa | 4.00 | 4.00 | 4.00 | 4.00 | 3.63 | 0.37 |

|  | Aguacate Criollo mediano, de primera por unidad | | Precios semanales enero | | | | | |
|---|---|----------------------|-------------------------|------|------|---------------|---------------|------------------|
| | Departamento | Mercado | 3 | 4 | 5 | Promedio 2014 | Promedio 2013 | Diferencia anual |
| | Sacatepéquez* | Mercado Central | 2.00 | 2.50 | 2.50 | 2.33 | 2.00 | 0.33 |
| | Alta Verapaz | La Terminal | 1.50 | nd | 2.00 | 1.75 | 1.75 | 0.00 |
| | Izabal* | La Revolucion | 4.00 | 4.00 | 4.00 | 4.00 | 3.38 | 0.62 |
| | San Marcos | San Pedro | 1.50 | 2.50 | 1.50 | 1.83 | 2.00 | -0.17 |
| | Sololá | Mercado Municipal | 2.00 | 2.00 | 2.00 | 2.00 | 1.83 | 0.17 |
| | Quiché* | La Terminal | 2.00 | 2.00 | 2.00 | 2.00 | 2.75 | -0.75 |
| | Chiquimula | La Terminal | nd | 3.00 | 3.00 | 3.00 | 3.00 | 0.00 |
| | Suchitepéquez* | Mercado Central No.1 | 5.00 | 3.50 | 3.50 | 4.00 | 3.00 | 1.00 |


|  | Aguacate Hass Azteca nacional grande, de primera por unidad | | Precios semanales enero | | | | | |
|--|---|--------------------------------------|-------------------------|------|------|---------------|---------------|------------------|
| | Departamento | Mercado | 3 | 4 | 5 | Promedio 2014 | Promedio 2013 | Diferencia anual |
| | Guatemala* | Villa Nueva | 3.50 | 4.00 | 4.00 | 3.83 | 2.88 | 0.95 |
| | El Progreso | Centro Municipal de Comercialización | 4.50 | nd | 5.00 | 4.75 | 4.00 | 0.75 |
| | Sacatepéquez | Mercado Central | 2.50 | 3.50 | 4.00 | 3.33 | 2.00 | 1.33 |
| | Petén | Mercado Municipal de Poptún | nd | 6.00 | 6.00 | 6.00 | nd | --- |
| | Quetzaltenango* | La Terminal | nd | 4.50 | nd | 4.50 | 2.00 | 2.50 |
| | Jalapa | Mercado Municipal | 5.00 | 5.00 | 5.00 | 5.00 | 4.38 | 0.62 |
| | Jutiapa | La Terminal | 5.00 | 5.00 | 5.00 | 5.00 | 5.00 | 0.00 |
| | Santa Rosa | Mercado Municipal Cuilapa | 5.00 | nd | 5.00 | 5.00 | 3.75 | 1.25 |
| | Escuintla | Mercado No. 1 | 4.00 | 4.00 | 4.00 | 4.00 | 3.13 | 0.87 |
| | Retalhuleu | La Terminal | 5.25 | 5.00 | nd | 5.13 | 3.88 | 1.25 |


|  | Aguacate Hass Azteca nacional mediano, de primera por unidad | | Precios semanales enero | | | | | |
|---|--|--------------------------|-------------------------|------|------|---------------|---------------|------------------|
| | Departamento | Mercado | 3 | 4 | 5 | Promedio 2014 | Promedio 2013 | Diferencia anual |
| | Guatemala | Villa Nueva | 4.00 | 4.00 | 3.75 | 3.92 | 3.13 | 0.79 |
| | Sacatepéquez | Mercado Central | 2.50 | 3.50 | 3.50 | 3.17 | 3.50 | -0.33 |
| | Alta Verapaz* | La Terminal | 3.50 | nd | 3.50 | 3.50 | 3.50 | 0.00 |
| | Baja Verapaz* | Municipal | 5.00 | 5.00 | 5.00 | 5.00 | 2.75 | 2.25 |
| | San Marcos | San Pedro | 2.50 | 3.00 | 2.50 | 2.67 | 3.00 | -0.33 |
| | Zacapa | Mercado Municipal Zacapa | 5.00 | 5.00 | 5.00 | 5.00 | 5.00 | 0.00 |

|  | Limon Criollo grande, de primera por mano | | Precios semanales enero | | | | | |
|---|---|--------------------------------------|-------------------------|------|------|---------------|---------------|------------------|
| | Departamento | Mercado | 3 | 4 | 5 | Promedio 2014 | Promedio 2013 | Diferencia anual |
| | El Progreso | Centro Municipal de Comercialización | 3.00 | nd | 3.50 | 3.25 | 3.00 | 0.25 |
| | Sacatepéquez | Mercado Central | 3.50 | 3.00 | 3.50 | 3.33 | 3.00 | 0.33 |
| | Alta Verapaz | La Terminal | 1.25 | nd | 2.50 | 1.88 | 1.50 | 0.38 |
| | Izabal* | La Revolucion | 5.00 | 3.00 | 3.50 | 3.83 | 3.20 | 0.63 |
| | Quetzaltenango | La Terminal | nd | 3.00 | nd | 3.00 | 2.50 | 0.50 |
| | San Marcos | San Pedro | 3.00 | 3.00 | 3.00 | 3.00 | 2.00 | 1.00 |
| | Sololá | Mercado Municipal | 2.00 | 2.00 | 2.00 | 2.00 | 1.42 | 0.58 |
| | Totonicapán | Mercado Municipal | 4.00 | 5.00 | 4.50 | 4.50 | nd | --- |
| | Jalapa | Mercado Municipal | 2.00 | 2.50 | 2.00 | 2.17 | 2.13 | 0.04 |
| | Jutiapa | La Terminal | 3.00 | 3.00 | 2.50 | 2.83 | 2.67 | 0.16 |
| | Santa Rosa | Mercado Municipal Cuilapa | 3.00 | nd | 3.00 | 3.00 | 2.13 | 0.87 |
| | Escuintla | Mercado No. 1 | 3.00 | 2.00 | 3.00 | 2.67 | 2.88 | -0.21 |

|  | Limón Criollo mediano, de primera por mano | | Precios semanales enero | | | | | |
|---|--|-----------------------------|-------------------------|------|------|---------------|---------------|------------------|
| | Departamento | Mercado | 3 | 4 | 5 | Promedio 2014 | Promedio 2013 | Diferencia anual |
| | Guatemala* | Villa Nueva | 3.00 | 2.00 | 3.00 | 2.67 | 2.63 | 0.04 |
| | Sacatepéquez | Mercado Central | 3.00 | 2.50 | 2.25 | 2.58 | 2.00 | 0.58 |
| | Baja Verapaz* | Municipal | 2.00 | 2.00 | 2.00 | 2.00 | 3.00 | -1.00 |
| | Izabal* | La Revolucion | 3.50 | 3.00 | 3.50 | 3.33 | 2.88 | 0.45 |
| | Petén* | Mercado Municipal de Poptún | nd | 2.50 | 2.50 | 2.50 | nd | --- |
| | Totonicapán | Mercado Municipal | 3.75 | 3.75 | 3.00 | 3.50 | 4.00 | -0.50 |
| | Quiché* | La Terminal | 1.00 | 2.00 | 2.00 | 1.67 | 0.88 | 0.79 |
| | Zacapa* | Mercado Municipal Zacapa | 2.50 | 3.00 | 3.00 | 2.83 | 2.25 | 0.58 |
| | Suchitepéquez* | Mercado Central No.1 | 4.00 | 3.00 | 3.00 | 3.33 | 2.25 | 1.08 |

|  | Limon Persa grande, de primera por mano | | Precios semanales enero | | | | | |
|---|---|--------------------------------------|-------------------------|------|------|---------------|---------------|------------------|
| | Departamento | Mercado | 3 | 4 | 5 | Promedio 2014 | Promedio 2013 | Diferencia anual |
| | El Progreso | Centro Municipal de Comercialización | 5.00 | nd | 4.00 | 4.50 | 4.00 | 0.50 |
| | Sacatepéquez | Mercado Central | 5.00 | 4.50 | 4.50 | 4.67 | 4.00 | 0.67 |
| | Alta Verapaz | La Terminal | 3.00 | nd | 4.00 | 3.50 | 2.75 | 0.75 |
| | Izabal* | La Revolucion | 5.00 | 4.00 | 5.00 | 4.67 | 5.00 | -0.33 |
| | Quetzaltenango* | La Terminal | nd | 4.00 | nd | 4.00 | 4.00 | 0.00 |
| | San Marcos | San Pedro | 4.00 | 4.00 | 4.00 | 4.00 | 2.25 | 1.75 |
| | Sololá | Mercado Municipal | 3.00 | 3.50 | 3.50 | 3.33 | 2.50 | 0.83 |
| | Zacapa | Mercado Municipal Zacapa | 3.50 | 4.00 | 4.00 | 3.83 | 3.38 | 0.45 |
| | Chiquimula | La Terminal | nd | 4.00 | 4.00 | 4.00 | 4.50 | -0.50 |
| | Jalapa* | Mercado Municipal | 2.50 | 3.00 | 3.50 | 3.00 | 3.25 | -0.25 |
| | Jutiapa | La Terminal | 5.00 | 4.00 | 4.00 | 4.33 | 4.33 | 0.00 |
| | Santa Rosa* | Mercado Municipal Cuilapa | 5.00 | nd | 4.50 | 4.75 | 3.38 | 1.37 |
| | Escuintla | Mercado No. 1 | 3.50 | 3.00 | 3.50 | 3.33 | 5.25 | -1.92 |
| | Retalhuleu | La Terminal | 3.50 | 3.50 | nd | 3.50 | 2.25 | 1.25 |

|  | Limón Persa mediano, de primera por mano | | Precios semanales enero | | | | | |
|---|--|----------------------|-------------------------|------|------|---------------|---------------|------------------|
| | Departamento | Mercado | 3 | 4 | 5 | Promedio 2014 | Promedio 2013 | Diferencia anual |
| | Guatemala* | Villa Nueva | 4.00 | 3.50 | 3.25 | 3.58 | 4.25 | -0.67 |
| | Baja Verapaz | Municipal | 4.00 | 3.50 | 4.00 | 3.83 | 4.42 | -0.59 |
| | Sololá* | Mercado Municipal | 2.00 | 2.50 | 2.50 | 2.33 | 1.67 | 0.66 |
| | Quiché* | La Terminal | 3.00 | 3.00 | 3.50 | 3.17 | 2.50 | 0.67 |
| | Suchitepéquez* | Mercado Central No.1 | 5.00 | 3.50 | 4.00 | 4.17 | 3.38 | 0.79 |

|  | Manzana Del Prado mediana, de primera por libra | | Precios semanales enero | | | | | |
|---|---|--------------------------------------|-------------------------|----|------|---------------|---------------|------------------|
| | Departamento | Mercado | 3 | 4 | 5 | Promedio 2014 | Promedio 2013 | Diferencia anual |
| | El Progreso | Centro Municipal de Comercialización | 9.25 | nd | 9.25 | 9.25 | 10.95 | -1.70 |

|  | Melón Cantaloupe grande, de primera por unidad | | Precios semanales enero | | | | | |
|---|--|--------------------------------------|-------------------------|-------|-------|---------------|---------------|------------------|
| | Departamento | Mercado | 3 | 4 | 5 | Promedio 2014 | Promedio 2013 | Diferencia anual |
| | Guatemala* | Villa Nueva | 10.00 | 10.00 | 12.50 | 10.83 | 7.25 | 3.58 |
| | El Progreso | Centro Municipal de Comercialización | 12.00 | nd | 12.00 | 12.00 | 10.00 | 2.00 |
| | Sacatepéquez* | Mercado Central | 12.00 | 10.00 | 10.00 | 10.67 | 8.00 | 2.67 |
| | Baja Verapaz* | Municipal | 12.00 | 9.00 | 10.00 | 10.33 | 14.00 | -3.67 |
| | Quetzaltenango | La Terminal | nd | 10.00 | nd | 10.00 | 6.50 | 3.50 |
| | Sololá | Mercado Municipal | 11.00 | 11.00 | 13.00 | 11.67 | 11.67 | 0.00 |
| | Chiquimula | La Terminal | nd | 10.00 | 10.00 | 10.00 | 8.00 | 2.00 |
| | Jutiapa | La Terminal | 10.00 | 10.00 | 9.00 | 9.67 | 6.67 | 3.00 |
| | Escuintla | Mercado No. 1 | 8.00 | 8.00 | 10.00 | 8.67 | 8.25 | 0.42 |
| | Retalhuleu | La Terminal | 10.00 | 10.00 | nd | 10.00 | 3.75 | 6.25 |

|  | Melón Cantaloupe mediano, de primera por unidad | | Precios semanales enero | | | | | |
|---|---|-----------------------------|-------------------------|-------|-------|---------------|---------------|------------------|
| | Departamento | Mercado | 3 | 4 | 5 | Promedio 2014 | Promedio 2013 | Diferencia anual |
| | Guatemala* | Villa Nueva | 8.00 | 8.00 | 10.00 | 8.67 | 5.50 | 3.17 |
| | Sacatepéquez* | Mercado Central | 10.00 | 8.00 | 8.00 | 8.67 | 5.00 | 3.67 |
| | Alta Verapaz | La Terminal | 10.00 | nd | 9.00 | 9.50 | 7.00 | 2.50 |
| | Izabal | La Revolucion | so | 10.00 | 10.00 | 10.00 | 7.00 | 3.00 |
| | Petén* | Mercado Municipal de Poptún | nd | 10.00 | 10.00 | 10.00 | nd | --- |
| | Sololá | Mercado Municipal | 11.00 | 10.00 | 10.00 | 10.33 | 8.83 | 1.50 |
| | Totonicapán | Mercado Municipal | 10.00 | 8.00 | 8.00 | 8.67 | 9.33 | -0.66 |
| | Quiché* | La Terminal | 9.00 | 8.50 | 8.50 | 8.67 | 11.50 | -2.83 |
| | Zacapa | Mercado Municipal Zacapa | 10.00 | 8.00 | 12.00 | 10.00 | 12.50 | -2.50 |
| | Chiquimula | La Terminal | nd | 8.00 | 8.00 | 8.00 | 7.00 | 1.00 |
| | Jalapa* | Mercado Municipal | 8.00 | 10.00 | 10.00 | 9.33 | 5.50 | 3.83 |
| | Santa Rosa* | Mercado Municipal Cuilapa | 10.00 | nd | 10.00 | 10.00 | 7.63 | 2.37 |
| | Suchitepéquez* | Mercado Central No.1 | 10.00 | 10.00 | 10.00 | 10.00 | 5.50 | 4.50 |



| Naranja de Jugo grande, de primera por mano | | Precios semanales enero | | | | | |
|---|--------------------------------------|-------------------------|------|------|---------------|---------------|------------------|
| Departamento | Mercado | 3 | 4 | 5 | Promedio 2014 | Promedio 2013 | Diferencia anual |
| Guatemala* | Villa Nueva | 3.00 | 3.00 | 3.25 | 3.08 | 5.00 | -1.92 |
| El Progreso | Centro Municipal de Comercialización | 5.00 | nd | 5.00 | 5.00 | 6.00 | -1.00 |
| Sacatepéquez | Mercado Central | 5.00 | 5.00 | 5.00 | 5.00 | 6.00 | -1.00 |
| Izabal | La Revolucion | 2.50 | 2.50 | 2.50 | 2.50 | 2.50 | 0.00 |
| Quetzaltenango | La Terminal | nd | 5.00 | nd | 5.00 | 2.75 | 2.25 |
| San Marcos | San Pedro | 3.00 | 3.00 | 3.00 | 3.00 | 3.00 | 0.00 |
| Sololá | Mercado Municipal | 5.50 | 5.00 | 5.00 | 5.17 | 4.33 | 0.84 |
| Quiché | La Terminal | 2.50 | 3.00 | 3.00 | 2.83 | 3.50 | -0.67 |
| Jutiapa | La Terminal | 4.00 | 4.00 | 3.50 | 3.83 | 4.33 | -0.50 |
| Santa Rosa* | Mercado Municipal Cuilapa | 5.00 | nd | 5.00 | 5.00 | 3.00 | 2.00 |
| Escuintla | Mercado No. 1 | 4.00 | 4.00 | 4.00 | 4.00 | 3.13 | 0.87 |
| Retalhuleu | La Terminal | 2.50 | 2.50 | nd | 2.50 | 3.50 | -1.00 |



| Naranja de Jugo mediana, de primera por mano | | Precios semanales enero | | | | | |
|--|-----------------------------|-------------------------|------|------|---------------|---------------|------------------|
| Departamento | Mercado | 3 | 4 | 5 | Promedio 2014 | Promedio 2013 | Diferencia anual |
| Sacatepéquez | Mercado Central | 4.00 | 4.00 | 4.00 | 4.00 | 4.00 | 0.00 |
| Baja Verapaz* | Municipal | 3.00 | 3.00 | 4.00 | 3.33 | 5.33 | -2.00 |
| Petén* | Mercado Municipal de Poptún | nd | 5.00 | 5.00 | 5.00 | nd | --- |
| San Marcos | San Pedro | 2.50 | 2.50 | 2.50 | 2.50 | 2.50 | 0.00 |
| Sololá | Mercado Municipal | 4.00 | 4.00 | 4.00 | 4.00 | 3.83 | 0.17 |
| Totonicapán* | Mercado Municipal | 2.50 | 5.00 | 5.00 | 4.17 | 4.00 | 0.17 |
| Zacapa* | Mercado Municipal Zacapa | 4.00 | 4.00 | 4.00 | 4.00 | 5.00 | -1.00 |
| Chiquimula | La Terminal | nd | 5.00 | 5.00 | 5.00 | 5.00 | 0.00 |
| Jalapa* | Mercado Municipal | 5.00 | 4.00 | 4.00 | 4.33 | 2.50 | 1.83 |
| Suchitepéquez* | Mercado Central No.1 | 2.50 | 2.50 | 3.00 | 2.67 | 3.00 | -0.33 |



| Papaya Criolla grande, de primera por unidad | | Precios semanales enero | | | | | |
|--|---------------------------|-------------------------|-------|-------|---------------|---------------|------------------|
| Departamento | Mercado | 3 | 4 | 5 | Promedio 2014 | Promedio 2013 | Diferencia anual |
| Guatemala* | Villa Nueva | 12.00 | 13.00 | 10.00 | 11.67 | 15.00 | -3.33 |
| Sacatepéquez | Mercado Central | 14.00 | 15.00 | 15.00 | 14.67 | 10.00 | 4.67 |
| Alta Verapaz* | La Terminal | 10.00 | nd | 11.00 | 10.50 | 18.50 | -8.00 |
| Baja Verapaz | Municipal | 15.00 | 15.00 | 15.00 | 15.00 | 15.00 | 0.00 |
| Izabal | La Revolucion | so | so | 20.00 | 20.00 | 22.50 | -2.50 |
| Quetzaltenango* | La Terminal | nd | 10.00 | nd | 10.00 | 12.00 | -2.00 |
| San Marcos | San Pedro | 8.00 | 12.00 | 12.00 | 10.67 | 12.00 | -1.33 |
| Sololá | Mercado Municipal | 13.00 | 15.00 | 12.00 | 13.33 | 14.00 | -0.67 |
| Zacapa* | Mercado Municipal Zacapa | 12.00 | 12.00 | 12.00 | 12.00 | 13.50 | -1.50 |
| Jalapa | Mercado Municipal | 15.00 | 15.00 | 15.00 | 15.00 | 15.00 | 0.00 |
| Jutiapa | La Terminal | 13.00 | 15.00 | 12.00 | 13.33 | 15.00 | -1.67 |
| Santa Rosa | Mercado Municipal Cuilapa | 13.00 | nd | 15.00 | 14.00 | 12.50 | 1.50 |
| Escuintla | Mercado No. 1 | 11.00 | 11.00 | 12.00 | 11.33 | 10.50 | 0.83 |



| Papaya Criolla mediana, de primera por unidad | | Precios semanales enero | | | | | |
|---|--------------------------------------|-------------------------|-------|-------|---------------|---------------|------------------|
| Departamento | Mercado | 3 | 4 | 5 | Promedio 2014 | Promedio 2013 | Diferencia anual |
| Guatemala* | Villa Nueva | 8.00 | 10.00 | 8.00 | 8.67 | 10.13 | -1.46 |
| El Progreso | Centro Municipal de Comercialización | 15.00 | nd | 14.00 | 14.50 | 15.00 | -0.50 |
| Sacatepéquez | Mercado Central | 10.00 | 17.00 | 20.00 | 15.67 | 10.00 | 5.67 |
| Izabal | La Revolucion | so | 15.00 | 18.00 | 16.50 | 17.50 | -1.00 |
| Petén* | Mercado Municipal de Poptún | nd | 10.00 | 10.00 | 10.00 | nd | --- |
| Sololá | Mercado Municipal | 9.00 | 13.00 | 9.00 | 10.33 | 10.00 | 0.33 |
| Totonicapán | Mercado Municipal | 12.00 | 12.00 | 10.00 | 11.33 | 10.67 | 0.66 |
| Quiché | La Terminal | 10.00 | 10.00 | 14.00 | 11.33 | 9.50 | 1.83 |
| Retalhuleu | La Terminal | 9.00 | 10.00 | nd | 9.50 | 11.50 | -2.00 |
| Suchitepéquez* | Mercado Central No.1 | 12.00 | 15.00 | 10.00 | 12.33 | 10.50 | 1.83 |




| Piña grande, de primera por unidad | | Precios semanales enero | | | | | |
|------------------------------------|--------------------------------------|-------------------------|-------|-------|---------------|---------------|------------------|
| Departamento | Mercado | 3 | 4 | 5 | Promedio 2014 | Promedio 2013 | Diferencia anual |
| El Progreso | Centro Municipal de Comercialización | 10.00 | nd | 10.00 | 10.00 | 10.00 | 0.00 |
| Sacatepéquez | Mercado Central | 10.00 | 10.00 | 12.00 | 10.67 | 10.00 | 0.67 |
| Baja Verapaz | Municipal | 10.00 | 10.00 | 10.00 | 10.00 | 12.33 | -2.33 |
| Izabal | La Revolucion | 10.00 | 10.00 | 10.00 | 10.00 | 10.00 | 0.00 |
| Quetzaltenango* | La Terminal | nd | 5.00 | nd | 5.00 | 8.50 | -3.50 |
| San Marcos | San Pedro | 5.00 | 8.00 | 9.00 | 7.33 | 10.00 | -2.67 |
| Sololá | Mercado Municipal | 10.00 | 10.00 | 13.00 | 11.00 | 11.33 | -0.33 |
| Chiquimula | La Terminal | nd | 15.00 | 12.00 | 13.50 | 8.00 | 5.50 |
| Jalapa | Mercado Municipal | 7.00 | 8.00 | 10.00 | 8.33 | 8.25 | 0.08 |
| Jutiapa | La Terminal | 5.00 | 7.50 | 8.00 | 6.83 | 6.00 | 0.83 |
| Santa Rosa | Mercado Municipal Cuilapa | 5.00 | nd | 7.00 | 6.00 | 4.25 | 1.75 |
| Escuintla | Mercado No. 1 | 5.00 | 7.00 | 9.00 | 7.00 | 6.00 | 1.00 |
| Retalhuleu | La Terminal | 9.50 | 10.50 | nd | 10.00 | 12.50 | -2.50 |
| Suchitepéquez* | Mercado Central No.1 | 10.00 | 10.00 | 10.00 | 10.00 | 7.50 | 2.50 |




| Piña mediana, de primera por unidad | | Precios semanales enero | | | | | |
|-------------------------------------|-----------------------------|-------------------------|-------|-------|---------------|---------------|------------------|
| Departamento | Mercado | 3 | 4 | 5 | Promedio 2014 | Promedio 2013 | Diferencia anual |
| Guatemala* | Villa Nueva | 10.00 | 10.00 | 10.00 | 10.00 | 5.50 | 4.50 |
| Sacatepéquez | Mercado Central | 10.00 | 10.00 | 10.00 | 10.00 | 10.00 | 0.00 |
| Alta Verapaz | La Terminal | 10.00 | nd | 10.00 | 10.00 | 9.00 | 1.00 |
| Izabal | La Revolucion | 7.00 | 7.00 | 7.00 | 7.00 | 6.00 | 1.00 |
| Petén | Mercado Municipal de Poptún | nd | 9.00 | 10.00 | 9.50 | nd | --- |
| Sololá | Mercado Municipal | 8.00 | 9.00 | 10.00 | 9.00 | 8.17 | 0.83 |
| Totonicapán | Mercado Municipal | 10.00 | 10.00 | 10.00 | 10.00 | 12.00 | -2.00 |
| Quiché | La Terminal | 8.00 | 8.00 | 9.00 | 8.33 | 9.50 | -1.17 |
| Zacapa* | Mercado Municipal Zacapa | 10.00 | 9.00 | 11.00 | 10.00 | 12.50 | -2.50 |
| Chiquimula | La Terminal | nd | 10.00 | 10.00 | 10.00 | 7.00 | 3.00 |

|  | Plátano Maduro grande, de primera por docena | | Precios semanales enero | | | | | |
|---|--|--------------------------------------|-------------------------|-------|-------|---------------|---------------|------------------|
| | Departamento | Mercado | 3 | 4 | 5 | Promedio 2014 | Promedio 2013 | Diferencia anual |
| | El Progreso | Centro Municipal de Comercialización | 18.00 | nd | 18.00 | 18.00 | 18.00 | 0.00 |
| | Sacatepéquez | Mercado Central | 18.00 | 20.00 | 20.00 | 19.33 | 20.00 | -0.67 |
| | Izabal | La Revolucion | 18.00 | 18.00 | 20.00 | 18.67 | 19.50 | -0.83 |
| | Petén | Mercado Municipal de Poptún | nd | 20.00 | 20.00 | 20.00 | nd | --- |
| | Quetzaltenango* | La Terminal | nd | 20.00 | nd | 20.00 | 17.00 | 3.00 |
| | San Marcos | San Pedro | 15.00 | 18.00 | 15.00 | 16.00 | 15.00 | 1.00 |
| | Sololá | Mercado Municipal | 20.00 | 20.00 | 20.00 | 20.00 | 16.00 | 4.00 |
| | Totonicapán* | Mercado Municipal | 25.00 | 25.00 | 25.00 | 25.00 | 22.00 | 3.00 |
| | Quiché | La Terminal | 18.00 | 18.00 | 18.00 | 18.00 | 15.00 | 3.00 |
| | Zacapa* | Mercado Municipal Zacapa | 20.00 | 21.00 | 25.00 | 22.00 | 24.50 | -2.50 |
| | Jalapa | Mercado Municipal | 20.00 | 19.00 | 18.00 | 19.00 | 21.00 | -2.00 |
| | Jutiapa | La Terminal | 20.00 | 21.00 | 20.00 | 20.33 | 20.00 | 0.33 |
| | Santa Rosa | Mercado Municipal Cuilapa | 20.00 | nd | 20.00 | 20.00 | 19.00 | 1.00 |
| | Escuintla | Mercado No. 1 | 16.00 | 15.00 | 15.00 | 15.33 | 14.50 | 0.83 |
| | Retalhuleu | | 18.00 | 18.50 | nd | 18.25 | 18.00 | 0.25 |


|  | Plátano Maduro mediano, de primera por docena | | Precios semanales enero | | | | | |
|---|---|----------------------|-------------------------|-------|-------|---------------|---------------|------------------|
| | Departamento | Mercado | 3 | 4 | 5 | Promedio 2014 | Promedio 2013 | Diferencia anual |
| | Guatemala* | Villa Nueva | 18.00 | 18.00 | 16.50 | 17.50 | 15.00 | 2.50 |
| | Sacatepéquez | Mercado Central | 16.00 | 18.00 | 18.00 | 17.33 | 18.00 | -0.67 |
| | Baja Verapaz* | Municipal | 20.00 | 20.00 | 20.00 | 20.00 | 16.67 | 3.33 |
| | Sololá | Mercado Municipal | 15.00 | 15.00 | 14.00 | 14.67 | 13.33 | 1.34 |
| | Suchitepéquez* | Mercado Central No.1 | 18.00 | 18.00 | 18.00 | 18.00 | 18.00 | 0.00 |

|  | Sandia Redonda grande, de primera por unidad | | Precios semanales enero | | | | | |
|---|--|--------------------------------------|-------------------------|-------|-------|---------------|---------------|------------------|
| | Departamento | Mercado | 3 | 4 | 5 | Promedio 2014 | Promedio 2013 | Diferencia anual |
| | El Progreso | Centro Municipal de Comercialización | 25.00 | nd | 25.00 | 25.00 | 20.00 | 5.00 |
| | Sacatepéquez | Mercado Central | 15.00 | 15.00 | 15.00 | 15.00 | 15.00 | 0.00 |
| | Baja Verapaz | Municipal | 20.00 | 20.00 | 20.00 | 20.00 | 19.00 | 1.00 |
| | Izabal | La Revolucion | 20.00 | 24.00 | 25.00 | 23.00 | 23.75 | -0.75 |
| | Petén | Mercado Municipal de Poptún | nd | 15.00 | 15.00 | 15.00 | nd | --- |
| | Quetzaltenango* | La Terminal | nd | 11.00 | nd | 11.00 | 11.00 | 0.00 |
| | San Marcos | San Pedro | 14.00 | 15.00 | 13.00 | 14.00 | 10.00 | 4.00 |
| | Sololá | Mercado Municipal | 15.00 | 15.00 | 14.00 | 14.67 | 13.67 | 1.00 |
| | Totonicapán | Mercado Municipal | 15.00 | 20.00 | 20.00 | 18.33 | 18.67 | -0.34 |
| | Quiché | La Terminal | 15.00 | 15.00 | 10.00 | 13.33 | 18.75 | -5.42 |
| | Zacapa | Mercado Municipal Zacapa | 20.00 | 20.00 | 20.00 | 20.00 | 20.00 | 0.00 |
| | Chiquimula | La Terminal | nd | 20.00 | 20.00 | 20.00 | 20.00 | 0.00 |
| | Jalapa* | Mercado Municipal | 12.00 | 13.00 | 10.00 | 11.67 | 9.50 | 2.17 |
| | Jutiapa | La Terminal | 20.00 | 20.00 | 20.00 | 20.00 | 15.00 | 5.00 |
| | Retalhuleu | La Terminal | 15.00 | 16.00 | nd | 15.50 | 6.00 | 9.50 |
| | Suchitepéquez | Mercado Central No.1 | 20.00 | 25.00 | 15.00 | 20.00 | 12.50 | 7.50 |

|  | Sandía Redonda mediana, de segunda por unidad | | Precios semanales enero | | | | | |
|---|---|---------------------------|-------------------------|-------|-------|---------------|---------------|------------------|
| | Departamento | Mercado | 3 | 4 | 5 | Promedio 2014 | Promedio 2013 | Diferencia anual |
| | Guatemala* | Villa Nueva | 15.00 | 17.00 | 17.50 | 16.50 | 11.88 | 4.62 |
| | Sacatepéquez | Mercado Central | 15.00 | 15.00 | 13.00 | 14.33 | 10.00 | 4.33 |
| | Alta Verapaz* | La Terminal | 15.00 | nd | 13.00 | 14.00 | 18.00 | -4.00 |
| | Sololá | Mercado Municipal | 12.00 | 12.00 | 10.00 | 11.33 | 10.00 | 1.33 |
| | Chiquimula | La Terminal | nd | 15.00 | 15.00 | 15.00 | 15.00 | 0.00 |
| | Santa Rosa* | Mercado Municipal Cuilapa | 15.00 | nd | 15.00 | 15.00 | 15.00 | 0.00 |
| | Escuintla* | Mercado No. 1 | 10.00 | 10.00 | 10.00 | 10.00 | 10.00 | 0.00 |


Pecuarios


|  | Crema Pura por litro | | Precios semanales enero | | | | | |
|---|----------------------|--------------------------------------|-------------------------|----|-------|---------------|---------------|------------------|
| | Departamento | Mercado | 3 | 4 | 5 | Promedio 2014 | Promedio 2013 | Diferencia anual |
| | El Progreso | Centro Municipal de Comercialización | 35.00 | nd | 35.00 | 35.00 | 35.00 | 0.00 |

|  | Huevo Blanco, extra por docena | | Precios semanales enero | | | | | |
|---|--------------------------------|--------------------------------------|-------------------------|----|-------|---------------|---------------|------------------|
| | Departamento | Mercado | 3 | 4 | 5 | Promedio 2014 | Promedio 2013 | Diferencia anual |
| | El Progreso | Centro Municipal de Comercialización | so | nd | 18.00 | 18.00 | nd | --- |

|  | Huevo Blanco, grande por docena | | Precios semanales enero | | | | | |
|---|---------------------------------|--------------------------------------|-------------------------|-------|-------|---------------|---------------|------------------|
| | Departamento | Mercado | 3 | 4 | 5 | Promedio 2014 | Promedio 2013 | Diferencia anual |
| | El Progreso | Centro Municipal de Comercialización | 15.50 | nd | 15.00 | 15.25 | 15.00 | 0.25 |
| | Sacatepéquez | Mercado Central | 14.50 | 14.00 | 14.00 | 14.17 | 14.00 | 0.17 |
| | Quetzaltenango | La Terminal | nd | 13.00 | nd | 13.00 | 13.00 | 0.00 |
| | Sololá | Mercado Municipal | 15.00 | 15.50 | 15.00 | 15.17 | 15.83 | -0.66 |
| | Totonicapán | Mercado Municipal | 15.00 | 18.00 | 16.00 | 16.33 | 15.33 | 1.00 |
| | Chiquimula | La Terminal | nd | 15.00 | 15.00 | 15.00 | 14.50 | 0.50 |
| | Retalhuleu | La Terminal | 15.00 | 15.00 | nd | 15.00 | 18.00 | -3.00 |
| | Suchitepéquez | Mercado Central No.1 | 14.00 | 15.00 | 14.00 | 14.33 | 15.00 | -0.67 |

|  | Huevo Blanco, mediano por docena | | Precios semanales enero | | | | | |
|---|----------------------------------|--------------------------------------|-------------------------|-------|-------|---------------|---------------|------------------|
| | Departamento | Mercado | 3 | 4 | 5 | Promedio 2014 | Promedio 2013 | Diferencia anual |
| | Guatemala | Villa Nueva | 14.00 | 13.00 | 13.50 | 13.50 | 15.34 | -1.84 |
| | El Progreso | Centro Municipal de Comercialización | 14.25 | nd | 14.00 | 14.13 | nd | --- |
| | Sacatepéquez | Mercado Central | 13.00 | 12.00 | 12.00 | 12.33 | 13.00 | -0.67 |
| | Alta Verapaz | La Terminal | 14.00 | nd | 14.00 | 14.00 | 15.00 | -1.00 |
| | Baja Verapaz | Municipal | 14.00 | 14.00 | 14.00 | 14.00 | 15.00 | -1.00 |
| | Izabal | La Revolucion | 14.00 | 15.00 | 15.00 | 14.67 | 14.50 | 0.17 |
| | Petén | Mercado Municipal de Poptún | nd | 15.00 | 15.00 | 15.00 | nd | --- |
| | San Marcos | San Pedro | 14.50 | 14.50 | 13.50 | 14.17 | 14.75 | -0.58 |
| | Sololá | Mercado Municipal | 13.50 | 14.00 | 13.50 | 13.67 | 14.67 | -1.00 |
| | Quiché | La Terminal | 15.00 | 15.00 | 14.00 | 14.67 | 13.00 | 1.67 |
| | Chiquimula | La Terminal | nd | 13.00 | 13.00 | 13.00 | 13.50 | -0.50 |
| | Jalapa | Mercado Municipal | 13.00 | 13.00 | 13.00 | 13.00 | 14.25 | -1.25 |
| | Santa Rosa | Mercado Municipal Cuilapa | 13.00 | nd | 14.00 | 13.50 | 15.20 | -1.70 |
| | Escuintla | Mercado No. 1 | 13.00 | 13.50 | 13.50 | 13.33 | 14.25 | -0.92 |
| | Retalhuleu | La Terminal | 13.00 | 13.00 | nd | 13.00 | 15.00 | -2.00 |


|  | Huevo Blanco, pequeño por docena | | Precios semanales enero | | | | | |
|---|----------------------------------|-----------------|-------------------------|-------|-------|---------------|---------------|------------------|
| | Departamento | Mercado | 3 | 4 | 5 | Promedio 2014 | Promedio 2013 | Diferencia anual |
| | Sacatepéquez | Mercado Central | 11.00 | 10.00 | 10.00 | 10.33 | 12.00 | -1.67 |
| | San Marcos | San Pedro | 13.00 | 13.00 | 12.00 | 12.67 | 12.75 | -0.08 |




| Huevo Rosado, grande por docena | | Precios semanales enero | | | | | |
|---------------------------------|--------------------------------------|-------------------------|-------|-------|---------------|---------------|------------------|
| Departamento | Mercado | 3 | 4 | 5 | Promedio 2014 | Promedio 2013 | Diferencia anual |
| El Progreso | Centro Municipal de Comercialización | 16.00 | nd | 15.00 | 15.50 | nd | --- |
| Sacatepéquez | Mercado Central | 14.50 | 14.00 | 14.00 | 14.17 | 14.00 | 0.17 |
| Sololá | Mercado Municipal | 15.00 | 15.50 | 15.00 | 15.17 | 16.33 | -1.16 |
| Chiquimula | La Terminal | nd | 15.00 | 15.00 | 15.00 | 14.50 | 0.50 |



| Huevo Rosado, mediano por docena | | Precios semanales enero | | | | | |
|----------------------------------|--------------------------------------|-------------------------|-------|-------|---------------|---------------|------------------|
| Departamento | Mercado | 3 | 4 | 5 | Promedio 2014 | Promedio 2013 | Diferencia anual |
| Guatemala | Villa Nueva | 14.00 | 13.00 | 15.75 | 14.25 | 14.88 | -0.63 |
| El Progreso | Centro Municipal de Comercialización | 14.25 | nd | 14.00 | 14.13 | 15.00 | -0.87 |
| Sacatepéquez | Mercado Central | 13.00 | 12.00 | 12.00 | 12.33 | 13.00 | -0.67 |
| San Marcos | San Pedro | 14.50 | 14.50 | 13.50 | 14.17 | 14.50 | -0.33 |
| Sololá | Mercado Municipal | 13.50 | 14.00 | 13.50 | 13.67 | 15.33 | -1.66 |
| Zacapa | Mercado Municipal Zacapa | 13.00 | 13.00 | 13.00 | 13.00 | 13.25 | -0.25 |
| Chiquimula | La Terminal | nd | 13.00 | 13.00 | 13.00 | 13.50 | -0.50 |
| Jalapa | Mercado Municipal | 13.00 | 13.00 | 13.00 | 13.00 | 14.25 | -1.25 |
| Santa Rosa | Mercado Municipal Cuilapa | 13.00 | nd | 14.00 | 13.50 | 12.05 | 1.45 |



| Miel de Abeja por botella 750 ml | | Precios semanales enero | | | | | |
|----------------------------------|--------------------------------------|-------------------------|-------|-------|---------------|---------------|------------------|
| Departamento | Mercado | 3 | 4 | 5 | Promedio 2014 | Promedio 2013 | Diferencia anual |
| El Progreso | Centro Municipal de Comercialización | 28.50 | nd | 30.25 | 29.38 | 30.00 | -0.62 |
| Sacatepéquez | Mercado Central | 35.00 | 35.00 | 35.00 | 35.00 | 35.00 | 0.00 |
| Alta Verapaz | La Terminal | 30.00 | nd | 30.00 | 30.00 | 30.00 | 0.00 |
| Baja Verapaz | Municipal | 36.00 | 40.00 | 40.00 | 38.67 | 40.00 | -1.33 |
| Izabal | La Revolucion | 50.00 | 45.00 | 50.00 | 48.33 | 47.50 | 0.83 |
| Petén | Mercado Municipal de Poptún | nd | 30.00 | 25.00 | 27.50 | nd | --- |
| Quetzaltenango | La Terminal | nd | 35.00 | nd | 35.00 | 32.00 | 3.00 |
| San Marcos | San Pedro | 30.00 | 32.00 | 30.00 | 30.67 | 26.50 | 4.17 |
| Sololá | Mercado Municipal | 30.00 | 35.00 | 30.00 | 31.67 | 31.00 | 0.67 |
| Zacapa | Mercado Municipal Zacapa | so | 30.00 | 28.00 | 29.00 | 30.00 | -1.00 |
| Chiquimula | La Terminal | nd | 45.00 | 45.00 | 45.00 | 40.00 | 5.00 |
| Jalapa | Mercado Municipal | 45.00 | 45.00 | 50.00 | 46.67 | 40.00 | 6.67 |
| Jutiapa | La Terminal | 30.00 | 30.00 | 30.00 | 30.00 | 30.00 | 0.00 |
| Santa Rosa | Mercado Municipal Cuilapa | 35.00 | nd | 35.00 | 35.00 | 32.50 | 2.50 |
| Escuintla | Mercado No. 1 | 40.00 | 40.00 | 35.00 | 38.33 | 30.00 | 8.33 |
| Retalhuleu | La Terminal | 30.00 | 30.00 | nd | 30.00 | 30.00 | 0.00 |
| Suchitepéquez | Mercado Central No.1 | 45.00 | 45.00 | 45.00 | 45.00 | 40.00 | 5.00 |



| Pollo Entero (Sin Menudos) Tyson por libra | | Precios semanales enero | | | | | |
|--|--------------------------------------|-------------------------|-------|-------|---------------|---------------|------------------|
| Departamento | Mercado | 3 | 4 | 5 | Promedio 2014 | Promedio 2013 | Diferencia anual |
| El Progreso | Centro Municipal de Comercialización | 7.50 | nd | 7.85 | 7.68 | 9.00 | -1.32 |
| Sacatepéquez | Mercado Central | 8.00 | 7.00 | 7.00 | 7.33 | 7.50 | -0.17 |
| Petén | Mercado Municipal de Poptún | nd | 7.50 | 8.50 | 8.00 | nd | --- |
| Sololá | Mercado Municipal | 10.00 | 10.00 | 10.00 | 10.00 | 11.00 | -1.00 |

|  | Pollo Entero (Sin Menudos) Local por libra | | Precios semanales enero | | | | | |
|---|--|---------|-------------------------|-------|-------|---------------|---------------|------------------|
| | Departamento | Mercado | 3 | 4 | 5 | Promedio 2014 | Promedio 2013 | Diferencia anual |
| El Progreso | Centro Municipal de Comercialización | 13.00 | nd | 13.00 | 13.00 | 12.00 | 1.00 | |
| Sacatepéquez | Mercado Central | 12.00 | 11.00 | 11.00 | 11.33 | 11.00 | 0.33 | |
| Baja Verapaz | Municipal | 12.50 | 12.50 | 12.50 | 12.50 | 11.50 | 1.00 | |
| Izabal | La Revolucion | 13.00 | 13.00 | 13.00 | 13.00 | 12.50 | 0.50 | |
| Petén | Mercado Municipal de Poptún | nd | 12.00 | 12.00 | 12.00 | nd | --- | |
| San Marcos | San Pedro | 13.00 | 13.00 | 12.50 | 12.83 | 11.50 | 1.33 | |
| Sololá | Mercado Municipal | 13.00 | 13.00 | 13.00 | 13.00 | 12.00 | 1.00 | |
| Totonicapán | Mercado Municipal | 14.00 | 13.00 | 13.00 | 13.33 | 13.33 | 0.00 | |
| Quiché | La Terminal | 14.00 | 14.00 | 14.00 | 14.00 | 13.00 | 1.00 | |
| Zacapa | Mercado Municipal Zacapa | 13.00 | 13.00 | 13.00 | 13.00 | 11.50 | 1.50 | |
| Chiquimula | La Terminal | nd | 12.00 | 14.00 | 13.00 | 12.00 | 1.00 | |
| Jalapa | Mercado Municipal | 12.00 | 12.00 | 12.00 | 12.00 | 10.75 | 1.25 | |
| Jutiapa | La Terminal | 12.00 | 12.00 | 12.00 | 12.00 | 11.00 | 1.00 | |
| Santa Rosa | Mercado Municipal Cuilapa | 11.00 | nd | 11.00 | 11.00 | 11.00 | 0.00 | |
| Escuintla | Mercado No. 1 | 12.00 | 12.00 | 12.00 | 12.00 | 10.63 | 1.37 | |
| Suchitepéquez | Mercado Central No.1 | 12.50 | 13.00 | 12.50 | 12.67 | 12.00 | 0.67 | |

|  | Pollo Entero (Sin Menudos) Pollo Rey por libra | | Precios semanales enero | | | | | |
|---|--|---------|-------------------------|-------|-------|---------------|---------------|------------------|
| | Departamento | Mercado | 3 | 4 | 5 | Promedio 2014 | Promedio 2013 | Diferencia anual |
| Guatemala | Villa Nueva | 13.00 | 12.50 | 12.50 | 12.67 | 12.58 | 0.09 | |
| El Progreso | Centro Municipal de Comercialización | 12.50 | nd | 12.50 | 12.50 | 13.95 | -1.45 | |
| Petén | Mercado Municipal de Poptún | nd | 13.00 | 13.00 | 13.00 | nd | --- | |
| San Marcos | San Pedro | 13.50 | 13.50 | 13.50 | 13.50 | 12.56 | 0.94 | |
| Sololá | Mercado Municipal | 12.00 | 12.00 | 13.00 | 12.33 | 11.50 | 0.83 | |
| Totonicapán | Mercado Municipal | 14.00 | 14.00 | 13.00 | 13.67 | 13.67 | 0.00 | |
| Zacapa | Mercado Municipal Zacapa | 12.00 | 13.50 | 12.00 | 12.50 | 9.00 | 3.50 | |
| Chiquimula | La Terminal | nd | 13.00 | 13.00 | 13.00 | 14.00 | -1.00 | |
| Santa Rosa | Mercado Municipal Cuilapa | 12.00 | nd | 12.50 | 12.25 | 11.63 | 0.62 | |
| Retalhuleu | La Terminal | 12.00 | 13.00 | nd | 12.50 | 12.25 | 0.25 | |


|  | Pollo Entero (Sin Menudos) Pio Lindo por libra | | Precios semanales enero | | | | | |
|---|--|---------|-------------------------|-------|-------|---------------|---------------|------------------|
| | Departamento | Mercado | 3 | 4 | 5 | Promedio 2014 | Promedio 2013 | Diferencia anual |
| Guatemala | Villa Nueva | 13.50 | 12.50 | 12.00 | 12.67 | 14.00 | -1.33 | |
| El Progreso | Centro Municipal de Comercialización | 14.00 | nd | 14.00 | 14.00 | nd | --- | |
| Sacatepéquez | Mercado Central | 13.00 | 12.00 | 12.00 | 12.33 | 13.00 | -0.67 | |
| Alta Verapaz | La Terminal | 12.00 | nd | 12.50 | 12.25 | 11.50 | 0.75 | |
| Izabal | La Revolucion | 12.00 | 12.00 | 12.00 | 12.00 | 12.00 | 0.00 | |
| Petén | Mercado Municipal de Poptún | nd | 13.00 | 13.00 | 13.00 | nd | --- | |
| Quetzaltenango | La Terminal | nd | 12.00 | nd | 12.00 | 12.75 | -0.75 | |
| Sololá | Mercado Municipal | 12.00 | 12.00 | 12.50 | 12.17 | 11.33 | 0.84 | |
| Totonicapán | Mercado Municipal | 14.00 | 14.00 | 13.00 | 13.67 | 12.67 | 1.00 | |
| Quiché | La Terminal | 13.00 | 13.00 | 13.00 | 13.00 | 12.00 | 1.00 | |
| Escuintla | Mercado No. 1 | 13.00 | 13.00 | 13.00 | 13.00 | 11.88 | 1.12 | |
| Retalhuleu | La Terminal | 12.00 | 13.00 | nd | 12.50 | 12.25 | 0.25 | |



|  | Pollo Importado (Piezas) por libra | | Precios semanales enero | | | | | |
|---|------------------------------------|---------------------------|-------------------------|-------|-------|---------------|---------------|------------------|
| | Departamento | Mercado | 3 | 4 | 5 | Promedio 2014 | Promedio 2013 | Diferencia anual |
| | Guatemala | Villa Nueva | 9.00 | 11.50 | 10.50 | 10.33 | 14.38 | -4.05 |
| | Sacatepéquez | Mercado Central | 8.00 | 7.00 | 9.00 | 8.00 | 7.50 | 0.50 |
| | Alta Verapaz | La Terminal | 10.00 | nd | 10.00 | 10.00 | 7.50 | 2.50 |
| | Izabal | La Revolucion | 7.50 | 7.50 | 7.50 | 7.50 | 7.50 | 0.00 |
| | Quetzaltenango | La Terminal | nd | 8.50 | nd | 8.50 | 9.50 | -1.00 |
| | San Marcos | San Pedro | 8.00 | 8.00 | 8.00 | 8.00 | 8.00 | 0.00 |
| | Sololá | Mercado Municipal | 8.00 | 9.00 | 9.00 | 8.67 | 10.00 | -1.33 |
| | Quiché | La Terminal | 7.70 | 8.70 | 8.70 | 8.37 | 8.00 | 0.37 |
| | Jutiapa | La Terminal | 8.00 | 8.00 | 8.00 | 8.00 | 8.00 | 0.00 |
| | Santa Rosa | Mercado Municipal Cuilapa | 8.50 | nd | 8.50 | 8.50 | 8.25 | 0.25 |
| | Escuintla | Mercado No. 1 | 8.50 | 8.50 | 8.50 | 8.50 | 8.31 | 0.19 |
| | Retalhuleu | La Terminal | 8.70 | 7.70 | nd | 8.20 | 8.13 | 0.07 |

|  | Variedades de Queso | | Precios semanales enero | | | | | |
|---|---------------------|--------------------------------------|-------------------------|-------|-------|---------------|---------------|------------------|
| | Departamento | Mercado | 3 | 4 | 5 | Promedio 2014 | Promedio 2013 | Diferencia anual |
| | Guatemala | Villa Nueva | 15.50 | 14.00 | 15.50 | 15.00 | 25.20 | -10.20 |
| | El Progreso | Centro Municipal de Comercialización | 18.00 | nd | 18.00 | 18.00 | 22.00 | -4.00 |
| | Sacatepéquez | Mercado Central | so | 25.00 | 23.00 | 24.00 | nd | --- |
| | Sacatepéquez | Mercado Central | 23.25 | so | so | 23.25 | 25.25 | -2.00 |
| | Sacatepéquez | Mercado Central | 25.50 | 24.50 | 23.50 | 24.50 | 45.25 | -20.75 |
| | Alta Verapaz | La Terminal | 18.00 | nd | 18.00 | 18.00 | 18.00 | 0.00 |
| | Petén | Mercado Municipal de Poptún | nd | 14.00 | 12.00 | 13.00 | nd | --- |
| | Quetzaltenango | La Terminal | nd | 13.00 | nd | 13.00 | 13.00 | 0.00 |
| | San Marcos | San Pedro | 12.00 | 14.00 | 14.00 | 13.33 | 10.00 | 3.33 |
| | Sololá | Mercado Municipal | 22.50 | 22.00 | 22.50 | 22.33 | 20.33 | 2.00 |
| | Sololá | Mercado Municipal | 20.00 | 21.00 | 21.00 | 20.67 | 21.33 | -0.66 |
| | Sololá | Mercado Municipal | 19.00 | 16.00 | 18.00 | 17.67 | 18.00 | -0.33 |
| | Sololá | Mercado Municipal | 21.00 | 21.00 | 21.00 | 21.00 | 22.00 | -1.00 |
| | Sololá | Mercado Municipal | 22.50 | 22.50 | 22.50 | 22.50 | 21.00 | 1.50 |
| | Sololá | Mercado Municipal | 21.00 | 20.00 | 21.00 | 20.67 | 20.00 | 0.67 |
| | Totonicapán | Mercado Municipal | 20.00 | 20.00 | 20.00 | 20.00 | 21.33 | -1.33 |
| | Zacapa | Mercado Municipal Zacapa | 18.00 | 18.00 | 20.00 | 18.67 | 20.00 | -1.33 |
| | Chiquimula | La Terminal | nd | 17.00 | 18.00 | 17.50 | 14.00 | 3.50 |
| | Jalapa | Mercado Municipal | 15.00 | 15.00 | 13.00 | 14.33 | 13.75 | 0.58 |
| | Jutiapa | La Terminal | 12.00 | 14.00 | 12.00 | 12.67 | 12.00 | 0.67 |
| | Escuintla | Mercado No. 1 | 25.00 | 25.00 | 23.00 | 24.33 | 27.13 | -2.80 |
| | Suchitepéquez | Mercado Central No.1 | 14.00 | 14.00 | 14.00 | 14.00 | 14.00 | 0.00 |

Derivados del Maíz

|  | Harina de Maíz (Maseca) por libra | | Precios semanales enero | | | | | |
|---|-----------------------------------|-----------------------------|-------------------------|------|------|---------------|---------------|------------------|
| | Departamento | Mercado | 3 | 4 | 5 | Promedio 2014 | Promedio 2013 | Diferencia anual |
| | Guatemala | Villa Nueva | 3.50 | 3.25 | 3.25 | 3.33 | 4.63 | -1.30 |
| | Sacatepéquez | Mercado Central | 4.00 | 3.50 | 3.50 | 3.67 | 3.75 | -0.08 |
| | Alta Verapaz | La Terminal | 4.00 | nd | 4.00 | 4.00 | 3.50 | 0.50 |
| | Baja Verapaz | Municipal | 4.75 | 4.75 | 4.25 | 4.58 | 6.33 | -1.75 |
| | Izabal | La Revolucion | 4.00 | 4.00 | 4.00 | 4.00 | 4.00 | 0.00 |
| | Petén | Mercado Municipal de Poptún | nd | 3.50 | 3.75 | 3.63 | nd | --- |
| | Quetzaltenango | La Terminal | nd | 3.50 | nd | 3.50 | 3.70 | -0.20 |
| | San Marcos | San Pedro | 3.50 | 3.50 | 3.50 | 3.50 | 3.25 | 0.25 |
| | Totonicapán | Mercado Municipal | 3.25 | 3.25 | 3.50 | 3.33 | 3.67 | -0.34 |
| | Zacapa | Mercado Municipal Zacapa | 4.50 | 4.00 | 4.25 | 4.25 | 3.88 | 0.37 |
| | Chiquimula | La Terminal | nd | 3.50 | 3.50 | 3.50 | 3.50 | 0.00 |
| | Jalapa | Mercado Municipal | 3.75 | 3.75 | 3.75 | 3.75 | 3.75 | 0.00 |
| | Jutiapa | La Terminal | 4.00 | 4.00 | 4.00 | 4.00 | 4.00 | 0.00 |
| | Escuintla | Mercado No. 1 | 4.00 | 4.00 | 3.50 | 3.83 | 3.88 | -0.05 |
| | Retalhuleu | La Terminal | 3.75 | 3.75 | nd | 3.75 | 3.75 | 0.00 |
| | Suchitepéquez | Mercado Central No.1 | 3.75 | 3.75 | 3.75 | 3.75 | 4.00 | -0.25 |

|  | Harina de Maíz (Minsa) por libra | | Precios semanales enero | | | | | |
|--|----------------------------------|-------------|-------------------------|------|------|---------------|---------------|------------------|
| | Departamento | Mercado | 3 | 4 | 5 | Promedio 2014 | Promedio 2013 | Diferencia anual |
| | Guatemala | Villa Nueva | 3.50 | 3.00 | 3.00 | 3.17 | 3.63 | -0.46 |