

I. Datos Generales

Fideicomiso:	Programa de Desarrollo Integral en Áreas con Potencial de Riego y Drenaje			
Entidad:	Ministerio de Agricultura Ganadería y Alimentación			
Código institucional:				
Unidad ejecutora:	Viceministerio de Desarrollo Económico Rural- Departamento de Riego- Dirección de Infraestructura Productiva-			
Período del informe:	Ejercicio Fiscal 2020			
	1er. Cuatrimestre	2do. cuatrimestre	X	3er. cuatrimestre y anual

Datos responsable (s) de elaborar el informe:

➤ Nombre:	Jorge Isaac Sotomayor Delio
➤ Cargo:	Jefe del Departamento de Riego
➤ Teléfono:	6640-9335
➤ Correo electrónico:	diprodu.gob.gt@gmail.com

Firma(s) responsable(s):

Ing. Agr. Jorge Isaac Sotomayor Delio
Jefe del Departamento de Riego.
-DIPRODU-VIDER-MAGA-

Firma (s) de Visto Bueno:



ING. AGR. FERNANDO ANTONIO GUERRA LÉMUZ
DIRECTOR DIRECCIÓN DE INFRAESTRUCTURA PRODUCTIVA
VIDER - MAGA

II. Mandato institucional de la entidad a la cual está vinculado el fideicomiso

➤ Base legal:	Decreto 77-98 Constitución del Fideicomiso Programa de Desarrollo Integral en Áreas con Potencial de riego y Drenaje -Escritura Constitutiva No. 165 de fecha 6 de mayo de 1999 -Acuerdo Gubernativo 338-2010, art. 13 inciso 4
➤ Misión:	Entidad rectora del riego a nivel nacional que velará por el uso y manejo del recurso hídrico con fines de riego y drenaje agrícola, en forma eficiente y eficaz que contribuya al desarrollo integral sostenible, sustentable y competitivo de los productores en áreas con potencial de riego, tomando como unidad de planificación natural, la cuenca, sub cuenca y micro cuenca hidrográfica.
➤ Visión:	Gestionar y facilitar los procesos de pre inversión, ejecución, capacitación y asistencia técnica, para el fomento y modernización de la agricultura bajo riego, mediante sus diferentes programas en beneficio de los productores ubicados en áreas con potencial de riego y drenaje agrícolas del país, así como en áreas de pobreza y pobreza extrema, para garantizar la producción agrícola y la seguridad alimentaria, verificando el impacto provocado a través de un sistema de seguimiento y evaluación.

III. Información contractual del fideicomiso

➤ Fecha de Constitución:	6 de mayo de 1999
➤ Fecha de Vencimiento:	6 de mayo de 2024
➤ Resumen del destino del patrimonio fideicometido (contractual):	Financiamiento reembolsable y no reembolsable para la compra e instalación de sistemas de riego a nivel nacional.



IV. Asignación de recursos Financieros

(Este apartado únicamente lo llenan los fideicomisos que tienen asignados recursos del Presupuesto General de Ingresos y Egresos, durante el Cuatrimestre)

Presupuesto vigente:	<i>No aplica para el Fideicomiso Programa de Desarrollo Integral en Áreas con Potencial de Riego y Drenaje</i>
Fuente(s) de financiamiento:	
Número de anticipos financieros otorgados:	
Anticipos financieros otorgados en el período:	
Ejecución presupuestaria registrada en SICOIN:	

V. Seguimiento físico

Bienes entregados / servicios prestados / actividades financiadas por el fideicomiso en el cuatrimestre evaluado

Para el primer cuatrimestre del año 2020 no se tiene avance físico debido a que en este período se gestionó la cuentadancia ante la Contraloría General de Cuentas, Usuario padre e hijo de las asociaciones a quienes se les dará apoyo financiero con fondos mixtos (financiamiento reembolsable y no reembolsable).

No.	Descripción de bienes entregados / servicios prestados / actividades financiadas	Meta Anual / Unidad de Medida	Cantidad ejecutada por cuatrimestre		
			1er. Ene-Abr	2do. May-Ago	3ro. Sep-Dic
1	Incorporación de 363.15 hectáreas nuevas de riego	Hectárea			

VI. Gestión de la Unidad Ejecutora**➤ Impactos esperados con la gestión del fideicomiso:**

- Incorporación de áreas nuevas bajo riego a nivel nacional.
- Financiamiento reembolsable y no reembolsable para la compra e instalación de nuevos proyectos de riego.
- Apoyar a través del financiamiento de proyectos de riego para que sea un insumo en la agricultura del país, con el objetivo de generar incorporación de nuevos cultivos, generación de fuentes de empleo y generación de divisas.

➤ Fortalezas y factores positivos identificados en el período:

- Personal profesional altamente calificado.
- Guía técnica para la formulación de estudios de factibilidad, capacitación y asistencia técnica.
- Utilización de los servicios bancarios para la administración del fideicomiso en un banco con cobertura nacional.
- Laboratorio para análisis físico y químico de agua y suelo con fines de riego.

➤ Debilidades y obstáculos enfrentados en el período:


- El Fideicomiso Programa de Desarrollo Integral en Areas con Potencial de Riego y Drenaje en este momento cuenta únicamente con siete millones de quetzales para otorgamiento de nuevos créditos y está por vencerse el 6 de mayo del año 2024.
- En este momento se están gestionando ante el Ministerio de Finanzas Públicas a través de los beneficiarios 5 usuarios Padre e hijo para poder subir los eventos de 5 proyectos.
- No existe asignación presupuestaria para del fideicomiso desde su creación y los fondos con los que cuenta en este momento son de reserva de capital, por lo que se está evaluando la cartera.
- Deficiente disponibilidad de materiales y equipo de apoyo técnico para la realización de trabajos de campo y gabinete, así como vehículos en buenas condiciones y combustible.
- Deficiente apoyo para la capacitación y actualización profesional del equipo técnico y administrativo.
- Bajo presupuesto para funcionamiento.
- En este momento no se puede dar años de gracia a personas o grupos legalmente organizados a quien se está brindando financiamiento tanto para cultivos anuales y permanentes como frutales como anteriormente se les otorgaban 4 años de gracia a cultivos permanentes como frutales en el cual solo amortizaban el pago de intereses y cinco años para el pago de capital e interés debido a que únicamente le quedan 5 años de vigencia a dicho fideicomiso.

➤ **Medidas correctivas implementadas o por implementar:**

- Se está gestionando ante el departamento de Fideicomisos del Ministerio de Agricultura Ganadería y Alimentación la ampliación de tiempo y monto del fideicomiso Programa de Desarrollo Integral en Areas con Potencial de Riego y Drenaje con el objetivo de poder seguir otorgando financiamiento reembolsable y no reembolsable debido a que en este momento ya no hay disponibilidad financiera para poder cumplir con la demanda de riego a nivel nacional.

VII. Movimiento de Caja

Debe completarse en formato Excel, se encuentra disponible en la página web del Ministerio de Finanzas Públicas, para ser descargado. Debe adjuntarse al presente informe de forma impresa.

 GOBIERNO de GUATEMALA	MINISTERIO DE FINANZAS PÚBLICAS <small>Dirección de Fideicomisos</small>	Fideicomiso Programa De Desarrollo Integral en Areas con Potencial de Riego y Drenaje	
		Anexo Calidad del Gasto Movimiento de caja (Versión 2.3) Del 01 de mayo al 31 de agosto de 2020	

Saldo de disponibilidad inicial del periodo (Al 30/04/2020)	Q6,546,345.68
Ingresos de efectivo	Q1,779,842.88
Aportes del fideicomitente	Q0.00
Desinversiones financieras	Q0.00
Intereses por inversiones	Q872,893.37
Intereses por cuentas monetarias y ahorros	Q84,997.34
Intereses por préstamos concedidos	Q116,967.09
Recuperación de capital por préstamos concedidos	Q704,935.08
Recuperación de capital e intereses por cuentas incobrables	Q0.00
Intereses de ejercicios años anteriores	Q0.00
Ajustes y rectificaciones contables, (especifique):	Q50.00
1.- Inversion de las Disponibilidades del Fideicomiso	Q50.00
2.- _____	
3.- _____	
Egresos de efectivo	Q934,472.99
Inversiones financieras	Q4,251.90
Sueldos y salarios	Q0.00
Honorarios pagados al fiduciario	Q905,860.28
Comisiones pagadas al fiduciario	Q15,861.07
Impuestos, arbitrios o contribuciones	Q8,499.74
Adquisición y contratación de bienes y servicios	Q0.00
Adquisición de activos fijos	Q0.00
Desembolso por prestamos concedidos	Q0.00
Aportes a intermediarios	Q0.00
Transferencias a la Unidad Ejecutora	Q0.00
Reintegro de patrimonio al fideicomitente	Q0.00
Ajustes y rectificaciones contables, (especifique):	Q0.00
1.- _____	
2.- _____	
3.- _____	
Saldo de efectivo al 31 de agosto de 2020	Q7,391,715.57

Reporte de Ejecución Física y Financiera
Información General (Fideicomisos con componente no reembolsable)
Decreto 25-2018, vigente para el ejercicio fiscal 2020

Período de Reporte: **MAYO - AGOSTO** Ejercicio: **2020** Representante del Fideicomitente: **Ministerio de Agricultura, Ganadería y Alimentación**

Denominación del Fideicomiso: **Programa de Desarrollo Integral en Áreas con Potencial de Riego y Drenaje**

Fiduciario: **Banco de Desarrollo Rural, S. A.**

Unidad Ejecutora: **Viceministerio de Desarrollo Económico Rural- Departamento de Riego- Dirección de Infraestructura Productiva** Código Institucional: _____

Responsable(s) del Informe: **Jorge Isaac Sotomayor Dello** Cargo: **Jefe del Departamento de Riego**



Resumen Avances financiero



Descripción	En Quetzales	No. De Proyectos
o de los contratos a la fecha	Q0.00	0
o ejecutado en años anteriores	Q0.00	0
o ejecutado acumulado al cuatrimestre	Q0.00	0
pendiente de ejecutar	Q0.00	0

Descripción	Primer Cuatrimestre		Segundo Cuatrimestre		Tercer Cuatrimestre	
	Monto	No. Proyectos	Monto	No. Proyectos	Monto	No. Proyectos
o aprobado	Q0.00	0	Q0.00	0	Q0.00	0
o ejecutado a la fecha	Q0.00	0	Q0.00	0	Q0.00	0

Observaciones:

Para el segundo cuatrimestre del año 2020 no aplica debido a que no se tuvo ejecución física y financiera de proyectos con fondos no reembolsables

Responsable(s):  
Ing. Agr. Jorge Isaac Sotomayor Dello
Jefe del Departamento de Riego
-DIPRODU-VIDER-MAGA-

Visto bueno:  
ING. AGR. FERNANDO ANTONIO GUERRA LEMUZ
DIRECTOR DIRECCIÓN DE INFRAESTRUCTURA PRODUCTIVA
VIDER - MAGA

000060

Monto Operación Ejecutada	Monto Devuelto a los usuarios	Beneficiarios Ejecutados (de acuerdo a la Ficha)	Beneficiarios en el Contrato mayo - agosto 2019	Fecha de Cierre del Proceso	Fecha del vencimiento del Proceso	Fecha del último pago realizado	Saldo Capital	Capital Vigente	Capital Vendido	Saldo Intereses	Intereses en mora	Otras Cargas	Tipo de Garantía	Saldo de Capital			
														Saldo de Capital		Intereses y Moras	
														Reprogramación	Ajuste	Reprogramación	Ajuste
Q26,521.00	Q26,521.00	Q0.00	Q0.00	16-05-2017	13-05-2024		Q26,521.00	Q21,216.80	Q5,304.20	Q4,311.76	Q591.47	Q0.00	FIDUCIARIOS				
Q26,670.00	Q26,670.00	Q0.00	Q0.00	10-05-2017	03-05-2024		Q26,670.00	Q21,336.00	Q5,334.00	Q4,129.25	Q596.59	Q0.00	FIDUCIARIOS				
Q29,055.00	Q29,055.00	Q0.00	Q0.00	11-05-2017	03-05-2024		Q29,055.00	Q21,244.00	Q5,811.00	Q4,495.59	Q559.93	Q0.00	FIDUCIARIOS				
Q27,266.00	Q27,266.00	Q0.00	Q0.00	10-05-2017	03-05-2024		Q27,266.00	Q21,612.30	Q5,653.70	Q4,222.36	Q516.33	Q0.00	FIDUCIARIOS				
Q26,074.00	Q26,074.00	Q0.00	Q0.00	10-05-2017	13-05-2024		Q26,074.00	Q20,859.20	Q5,214.80	Q4,037.22	Q492.31	Q0.00	FIDUCIARIOS				
Q27,862.00	Q27,862.00	Q0.00	Q0.00	06-06-2017	03-04-2024		Q27,862.00	Q22,269.60	Q5,592.40	Q4,174.96	Q492.00	Q0.00	FIDUCIARIOS				
Q27,415.00	Q27,415.00	Q0.00	Q0.00	06-06-2017	03-04-2024		Q27,415.00	Q21,932.00	Q5,483.00	Q4,133.49	Q237.00	Q0.00	FIDUCIARIOS				
Q28,011.00	Q28,011.00	Q0.00	Q0.00	06-06-2017	03-04-2024		Q28,011.00	Q22,408.50	Q5,602.50	Q1,918.42	Q241.50	Q0.00	FIDUCIARIOS				
Q26,521.00	Q26,521.00	Q0.00	Q0.00	06-06-2017	03-04-2024		Q26,521.00	Q21,216.80	Q5,304.20	Q4,009.16	Q239.50	Q0.00	FIDUCIARIOS				
Q27,862.00	Q27,862.00	Q0.00	Q0.00	06-06-2017	03-04-2024	08/10/2019	Q27,862.00	Q22,269.60	Q5,592.40	Q4,201.63	Q240.00	Q0.00	FIDUCIARIOS				
Q28,309.00	Q28,309.00	Q0.00	Q0.00	06-06-2017	15-04-2024		Q28,309.00	Q22,647.20	Q5,661.50	Q4,257.15	Q224.94	Q0.00	FIDUCIARIOS				
Q28,011.00	Q28,011.00	Q0.00	Q0.00	06-06-2017	03-04-2024		Q28,011.00	Q22,408.50	Q5,602.50	Q4,222.35	Q241.50	Q0.00	FIDUCIARIOS				
Q27,266.00	Q27,266.00	Q0.00	Q0.00	06-06-2017	03-04-2024		Q27,266.00	Q21,812.30	Q5,453.70	Q4,111.25	Q235.50	Q0.00	FIDUCIARIOS				
Q27,117.00	Q27,117.00	Q0.00	Q0.00	06-06-2017	03-04-2024		Q27,117.00	Q21,693.60	Q5,423.40	Q4,087.53	Q234.00	Q0.00	FIDUCIARIOS				
Q26,521.00	Q26,521.00	Q0.00	Q0.00	06-06-2017	03-04-2024	31-08-2018	Q26,521.00	Q21,216.80	Q5,304.20	Q4,009.16	Q239.50	Q0.00	FIDUCIARIOS				
Q27,713.00	Q27,713.00	Q0.00	Q0.00	06-06-2017	03-04-2024		Q27,713.00	Q22,170.40	Q5,542.60	Q4,177.93	Q238.50	Q0.00	FIDUCIARIOS				
Q27,117.00	Q27,117.00	Q0.00	Q0.00	06-06-2017	03-04-2024	29-08-2018	Q27,117.00	Q21,693.60	Q5,423.40	Q4,087.53	Q234.00	Q0.00	FIDUCIARIOS				
Q27,713.00	Q27,713.00	Q0.00	Q0.00	06-06-2017	03-04-2024		Q27,713.00	Q22,170.40	Q5,542.60	Q4,177.93	Q238.50	Q0.00	FIDUCIARIOS				
Q28,309.00	Q28,309.00	Q0.00	Q0.00	06-06-2017	03-04-2024		Q28,309.00	Q22,647.20	Q5,661.50	Q4,268.31	Q244.50	Q0.00	FIDUCIARIOS				
Q27,415.00	Q27,415.00	Q0.00	Q0.00	06-06-2017	03-04-2024		Q27,415.00	Q21,932.00	Q5,483.00	Q4,133.49	Q237.00	Q0.00	FIDUCIARIOS				
Q27,324.00	Q27,324.00	Q0.00	Q0.00	06-06-2017	15-04-2024		Q27,324.00	Q21,779.20	Q5,444.80	Q4,095.60	Q216.66	Q0.00	FIDUCIARIOS				
Q29,055.00	Q29,055.00	Q0.00	Q0.00	06-06-2017	03-04-2024		Q29,055.00	Q23,244.00	Q5,811.00	Q1,991.23	Q250.59	Q0.00	FIDUCIARIOS				
Q26,968.00	Q26,968.00	Q0.00	Q0.00	06-06-2017	03-04-2024		Q26,968.00	Q21,574.40	Q5,393.60	Q4,065.31	Q232.50	Q0.00	FIDUCIARIOS				
Q27,564.00	Q27,564.00	Q0.00	Q0.00	06-06-2017	03-04-2024		Q27,564.00	Q22,051.20	Q5,512.80	Q4,157.23	Q238.50	Q0.00	FIDUCIARIOS				
Q28,309.00	Q28,309.00	Q0.00	Q0.00	06-06-2017	03-04-2024		Q28,309.00	Q22,647.20	Q5,661.50	Q4,268.31	Q244.50	Q0.00	FIDUCIARIOS				
Q26,074.00	Q26,074.00	Q0.00	Q0.00	06-06-2017	03-04-2024		Q26,074.00	Q20,859.20	Q5,214.80	Q4,192.92	Q225.00	Q0.00	FIDUCIARIOS				
Q27,266.00	Q27,266.00	Q0.00	Q0.00	06-06-2017	03-04-2024		Q27,266.00	Q21,812.30	Q5,453.70	Q4,111.25	Q474.23	Q0.00	FIDUCIARIOS				
Q26,372.00	Q26,372.00	Q0.00	Q0.00	06-06-2017	03-04-2024		Q26,372.00	Q21,697.60	Q5,274.40	Q4,032.52	Q228.00	Q0.00	FIDUCIARIOS				
Q26,372.00	Q26,372.00	Q0.00	Q0.00	06-06-2017	03-04-2024		Q26,372.00	Q21,697.60	Q5,274.40	Q4,032.52	Q228.00	Q0.00	FIDUCIARIOS				
Q29,055.00	Q29,055.00	Q0.00	Q0.00	06-06-2017	03-04-2024		Q29,055.00	Q23,244.00	Q5,811.00	Q4,381.90	Q250.59	Q0.00	FIDUCIARIOS				
Q26,670.00	Q26,670.00	Q0.00	Q0.00	07-06-2017	03-04-2024		Q26,670.00	Q21,336.00	Q5,334.00	Q4,017.59	Q229.50	Q0.00	FIDUCIARIOS				
Q29,055.00	Q29,055.00	Q0.00	Q0.00	06-06-2017	03-04-2024		Q29,055.00	Q23,244.00	Q5,811.00	Q4,261.90	Q250.59	Q0.00	FIDUCIARIOS				
Q27,266.00	Q27,266.00	Q0.00	Q0.00	06-06-2017	03-04-2024		Q27,266.00	Q21,812.30	Q5,453.70	Q4,111.49	Q494.31	Q0.00	FIDUCIARIOS				
Q27,415.00	Q27,415.00	Q0.00	Q0.00	07-06-2017	03-04-2024		Q27,415.00	Q21,932.00	Q5,483.00	Q4,130.11	Q237.00	Q0.00	FIDUCIARIOS				
Q27,713.00	Q27,713.00	Q0.00	Q0.00	07-06-2017	03-04-2024		Q27,713.00	Q22,170.40	Q5,542.60	Q4,174.82	Q238.50	Q0.00	FIDUCIARIOS				
Q29,055.00	Q29,055.00	Q0.00	Q0.00	07-06-2017	03-04-2024		Q29,055.00	Q23,244.00	Q5,811.00	Q4,377.42	Q250.59	Q0.00	FIDUCIARIOS				
Q27,713.00	Q27,713.00	Q0.00	Q0.00	07-06-2017	03-04-2024		Q27,713.00	Q22,170.40	Q5,542.60	Q4,174.82	Q238.50	Q0.00	FIDUCIARIOS				
Q29,055.00	Q29,055.00	Q0.00	Q0.00	07-06-2017	03-04-2024	29-08-2018	Q29,055.00	Q23,244.00	Q5,811.00	Q4,377.42	Q250.59	Q0.00	FIDUCIARIOS				
Q26,968.00	Q26,968.00	Q0.00	Q0.00	07-06-2017	03-04-2024		Q26,968.00	Q21,574.40	Q5,393.60	Q4,061.95	Q232.50	Q0.00	FIDUCIARIOS				
Q28,309.00	Q28,309.00	Q0.00	Q0.00	07-06-2017	03-04-2024		Q28,309.00	Q22,647.20	Q5,661.50	Q4,264.92	Q244.50	Q0.00	FIDUCIARIOS				
Q27,415.00	Q27,415.00	Q0.00	Q0.00	07-06-2017	03-04-2024		Q27,415.00	Q21,932.00	Q5,483.00	Q4,130.11	Q237.00	Q0.00	FIDUCIARIOS				
Q28,309.00	Q28,309.00	Q0.00	Q0.00	07-06-2017	03-04-2024	20-06-2018	Q28,309.00	Q22,647.20	Q5,661.50	Q4,264.92	Q244.50	Q0.00	FIDUCIARIOS				
Q28,011.00	Q28,011.00	Q0.00	Q0.00	07-06-2017	03-04-2024	29-08-2018	Q28,011.00	Q22,408.50	Q5,602.50	Q4,218.90	Q241.50	Q0.00	FIDUCIARIOS				
Q27,564.00	Q27,564.00	Q0.00	Q0.00	07-06-2017	03-04-2024		Q27,564.00	Q22,051.20	Q5,512.80	Q4,133.81	Q238.50	Q0.00	FIDUCIARIOS				
Q26,521.00	Q26,521.00	Q0.00	Q0.00	07-06-2017	03-04-2024		Q26,521.00	Q21,216.80	Q5,304.20	Q4,096.89	Q239.50	Q0.00	FIDUCIARIOS				
Q26,223.00	Q26,223.00	Q0.00	Q0.00	07-06-2017	03-04-2024		Q26,223.00	Q20,975.40	Q5,244.60	Q4,050.98	Q226.50	Q0.00	FIDUCIARIOS				
Q29,055.00	Q29,055.00	Q0.00	Q0.00	07-06-2017	03-04-2024		Q29,055.00	Q23,244.00	Q5,811.00	Q4,377.42	Q250.59	Q0.00	FIDUCIARIOS				
Q28,309.00	Q28,309.00	Q0.00	Q0.00	07-06-2017	03-04-2024		Q28,309.00	Q22,647.20	Q5,661.50	Q4,262.96	Q241.24	Q0.00	FIDUCIARIOS				
Q27,564.00	Q27,564.00	Q0.00	Q0.00	07-06-2017	03-04-2024		Q27,564.00	Q22,051.20	Q5,512.80	Q4,033.36	Q238.50	Q0.00	FIDUCIARIOS				
Q26,968.00	Q26,968.00	Q0.00	Q0.00	07-06-2017	03-04-2024		Q26,968.00	Q21,574.40	Q5,393.60	Q4,061.98	Q232.50	Q0.00	FIDUCIARIOS				
Q26,670.00	Q26,670.00	Q0.00	Q0.00	07-06-2017	03-04-2024		Q26,670.00	Q21,336.00	Q5,334.00	Q4,017.59	Q229.50	Q0.00	FIDUCIARIOS				
Q26,223.00	Q26,223.00	Q0.00	Q0.00	07-06-2017	03-04-2024		Q26,223.00	Q20,975.40	Q5,244.60	Q4,050.98	Q226.50	Q0.00	FIDUCIARIOS				
Q28,309.00	Q28,309.00	Q0.00	Q0.00	07-06-2017	03-04-2024		Q28,309.00	Q22,647.20	Q5,661.50	Q4,214.38	Q244.50	Q0.00	FIDUCIARIOS				
Q28,309.00	Q28,309.00	Q0.00	Q0.00	07-06-2017	03-04-2024		Q28,309.00	Q22,647.20	Q5,661.50	Q4,151.22	Q244.50	Q0.00	FIDUCIARIOS				
Q27,862.00	Q27,862.00	Q0.00	Q0.00	07-06-2017	03-04-2024		Q27,862.00	Q22,269.60	Q5,572.40	Q4,198.23	Q240.00	Q0.00	FIDUCIARIOS				
Q27,564.00	Q27,564.00	Q0.00	Q0.00	07-06-2017	03-04-2024		Q27,564.00	Q22,051.20	Q5,512.80	Q4,153.55	Q240.00	Q0.00	FIDUCIARIOS				
Q26,223.00	Q26,223.00	Q0.00	Q0.00	07-06-2017	03-04-2024	30/04/2019	Q26,223.00	Q20,975.40	Q5,244.60	Q4,050.98	Q226.50	Q0.00	FIDUCIARIOS				
Q27,117.00	Q27,117.00	Q0.00	Q0.00	08-06-2017	03-04-2024	29-08-2018	Q27,117.00	Q21,693.60	Q5,423.40	Q4,070.25	Q215.28	Q0.00	FIDUCIARIOS				
Q26,968.00	Q26,968.00	Q0.00	Q0.00	08-06-2017	03-04-2024		Q26,968.00	Q21,574.40	Q5,393.60	Q4,058.66	Q233.50	Q0.00	FIDUCIARIOS				
Q26,074.00	Q26,074.00	Q0.00	Q0.00	08-06-2017	03-04-2024		Q26,074.00	Q20,859.20	Q5,214.80	Q4,024.06	Q228.00	Q0.00	FIDUCIARIOS				
Q26,670.00	Q26,670.00	Q0.00	Q0.00	08-06-2017	03-04-2024		Q26,670.00	Q21,336.00	Q5,334.00	Q4,014.30	Q229.50	Q0.00	FIDUCIARIOS				
Q29,055.00	Q29,055.00	Q0.00	Q0.00														

Monte Cuarentón (Agrupado)	Monto Desembolsado según cancelación	Derechos de Emisión Ley 1472 (de compra y venta)	Derechos en el Cuentapropista mayo - agosto 2018	Fecha del Cuentapropista	Fecha del último pago realizado	Saldo Capital	Capital Vigente	Capital Vigente	Saldo Intereses	Intereses en mora	Otros Cargos	Tipo de Orzadas	Recuperaciones			
													Saldo de Capital		Intereses y Mora	
													Recuperaciones	Ajustes	Recuperaciones	Ajustes
Q27,266.00	Q27,266.00	Q0.00	Q0.00	11/05/2017	03/04/2024	Q27,266.00	Q21,812.00	Q5,453.20	Q1,081.00	Q235.50	Q0.00	FIDUCIARIOS				
Q27,415.00	Q27,415.00	Q0.00	Q0.00	11/06/2017	03/04/2024	Q27,415.00	Q21,892.00	Q5,483.00	Q1,103.00	Q237.00	Q0.00	FIDUCIARIOS				
Q28,309.00	Q28,309.00	Q0.00	Q0.00	15/06/2017	04/05/2024	Q28,309.00	Q22,647.20	Q5,661.80	Q1,209.00	Q269.43	Q0.00	FIDUCIARIOS				
Q28,309.00	Q28,309.00	Q0.00	Q0.00	15/06/2017	05/04/2024	Q28,309.00	Q22,647.20	Q5,661.80	Q1,236.89	Q244.50	Q0.00	FIDUCIARIOS				
Q27,117.00	Q27,117.00	Q0.00	Q0.00	16/06/2017	05/04/2024	Q27,117.00	Q21,699.60	Q5,423.80	Q1,054.10	Q234.00	Q0.00	FIDUCIARIOS				
Q26,074.00	Q26,074.00	Q0.00	Q0.00	16/06/2017	04/05/2024	Q26,074.00	Q20,859.20	Q5,214.80	Q1,073.18	Q165.03	Q0.00	FIDUCIARIOS				
Q29,055.00	Q29,055.00	Q0.00	Q0.00	16/06/2017	03/04/2024	Q29,055.00	Q23,244.00	Q5,811.00	Q1,345.18	Q250.50	Q0.00	FIDUCIARIOS				
Q29,055.00	Q29,055.00	Q0.00	Q0.00	16/06/2017	03/04/2024	Q29,055.00	Q23,244.00	Q5,811.00	Q1,316.77	Q215.07	Q0.00	FIDUCIARIOS				
Q26,521.00	Q26,521.00	Q0.00	Q0.00	16/06/2017	04/05/2024	Q26,521.00	Q21,216.80	Q5,304.20	Q1,091.01	Q165.82	Q0.00	FIDUCIARIOS				
Q28,309.00	Q28,309.00	Q0.00	Q0.00	16/06/2017	04/05/2024	Q28,309.00	Q22,647.20	Q5,661.80	Q1,205.54	Q200.43	Q0.00	FIDUCIARIOS				
Q27,415.00	Q27,415.00	Q0.00	Q0.00	16/06/2017	04/05/2024	Q27,415.00	Q21,932.00	Q5,483.00	Q1,072.67	Q180.12	Q0.00	FIDUCIARIOS				
Q27,862.00	Q27,862.00	Q0.00	Q0.00	16/06/2017	05/04/2024	Q27,862.00	Q22,289.60	Q5,272.40	Q1,161.30	Q210.00	Q0.00	FIDUCIARIOS				
Q27,564.00	Q27,564.00	Q0.00	Q0.00	16/06/2017	03/04/2024	Q27,564.00	Q22,051.20	Q5,212.80	Q1,123.22	Q236.50	Q0.00	FIDUCIARIOS				
Q27,894.00	Q27,894.00	Q0.00	Q0.00	16/06/2017	03/04/2024	Q27,894.00	Q22,243.20	Q5,568.80	Q1,412.31	Q263.42	Q0.00	FIDUCIARIOS				
Q29,055.00	Q29,055.00	Q0.00	Q0.00	16/06/2017	04/04/2024	Q29,055.00	Q23,244.00	Q5,811.00	Q1,346.47	Q253.53	Q0.00	FIDUCIARIOS				
Q27,415.00	Q27,415.00	Q0.00	Q0.00	16/06/2017	04/04/2024	Q27,415.00	Q21,932.00	Q5,483.00	Q1,100.57	Q165.82	Q0.00	FIDUCIARIOS				
Q27,564.00	Q27,564.00	Q0.00	Q0.00	16/06/2017	03/04/2024	Q27,564.00	Q22,051.20	Q5,212.80	Q1,123.22	Q236.50	Q0.00	FIDUCIARIOS				
Q28,160.00	Q28,160.00	Q0.00	Q0.00	16/06/2017	03/04/2024	Q28,160.00	Q22,528.00	Q5,632.00	Q1,211.36	Q243.00	Q0.00	FIDUCIARIOS				
Q27,266.00	Q27,266.00	Q0.00	Q0.00	16/06/2017	17/04/2024	Q27,266.00	Q21,812.00	Q5,453.20	Q1,067.09	Q111.59	Q0.00	FIDUCIARIOS				
Q27,117.00	Q27,117.00	Q0.00	Q0.00	16/06/2017	05/04/2024	Q27,117.00	Q21,699.60	Q5,423.80	Q1,094.10	Q134.60	Q0.00	FIDUCIARIOS				
Q27,415.00	Q27,415.00	Q0.00	Q0.00	16/06/2017	03/05/2024	Q27,415.00	Q21,932.00	Q5,483.00	Q1,072.67	Q180.12	Q0.00	FIDUCIARIOS				
Q28,309.00	Q28,309.00	Q0.00	Q0.00	16/06/2017	05/04/2024	Q28,309.00	Q22,647.20	Q5,661.80	Q1,233.40	Q244.50	Q0.00	FIDUCIARIOS				
Q27,415.00	Q27,415.00	Q0.00	Q0.00	16/06/2017	03/04/2024	Q27,415.00	Q21,932.00	Q5,483.00	Q1,072.67	Q180.12	Q0.00	FIDUCIARIOS				
Q26,223.00	Q26,223.00	Q0.00	Q0.00	16/06/2017	03/04/2024	Q26,223.00	Q20,978.50	Q5,244.60	Q1,031.89	Q236.50	Q0.00	FIDUCIARIOS				
Q26,223.00	Q26,223.00	Q0.00	Q0.00	17/06/2017	05/04/2024	Q26,223.00	Q20,978.50	Q5,244.60	Q1,018.66	Q235.50	Q0.00	FIDUCIARIOS				
Q26,660.00	Q26,660.00	Q0.00	Q0.00	14/11/2017	16/11/2023	Q26,660.00	Q22,304.20	Q5,304.20	Q1,064.20	Q229.50	Q0.00	FIDUCIARIOS				
Q28,328.00	Q28,328.00	Q0.00	Q0.00	14/11/2017	16/11/2023	Q28,328.00	Q23,660.00	Q0.00	Q3,669.11	Q0.00	Q0.00	FIDUCIARIOS				
Q28,162.00	Q28,162.00	Q0.00	Q0.00	14/11/2017	16/11/2023	Q28,162.00	Q23,328.00	Q0.00	Q3,267.88	Q0.00	Q0.00	FIDUCIARIOS				
Q28,328.00	Q28,328.00	Q0.00	Q0.00	14/11/2017	16/11/2023	Q28,328.00	Q23,328.00	Q0.00	Q3,247.82	Q146.78	Q0.00	FIDUCIARIOS				
Q28,992.00	Q28,992.00	Q0.00	Q0.00	14/11/2017	16/11/2023	Q28,992.00	Q23,826.00	Q0.00	Q3,630.95	Q156.15	Q0.00	FIDUCIARIOS				
Q29,158.00	Q29,158.00	Q0.00	Q0.00	14/11/2017	16/11/2023	Q29,158.00	Q23,992.00	Q0.00	Q3,650.46	Q0.00	Q0.00	FIDUCIARIOS				
Q28,162.00	Q28,162.00	Q0.00	Q0.00	14/11/2017	16/11/2023	Q28,162.00	Q23,158.00	Q0.00	Q3,671.11	Q0.00	Q0.00	FIDUCIARIOS				
Q28,328.00	Q28,328.00	Q0.00	Q0.00	14/11/2017	16/11/2023	Q28,328.00	Q23,162.00	Q0.00	Q3,547.82	Q146.78	Q0.00	FIDUCIARIOS				
Q28,826.00	Q28,826.00	Q0.00	Q0.00	17/11/2017	16/11/2023	Q28,826.00	Q23,328.00	Q0.00	Q3,568.61	Q149.51	Q0.00	FIDUCIARIOS				
Q29,932.00	Q29,932.00	Q0.00	Q0.00	17/11/2017	16/11/2023	Q29,932.00	Q23,826.00	Q0.00	Q3,620.28	Q149.82	Q0.00	FIDUCIARIOS				
Q28,494.00	Q28,494.00	Q0.00	Q0.00	17/11/2017	16/11/2023	Q28,494.00	Q23,932.00	Q0.00	Q3,760.29	Q166.36	Q0.00	FIDUCIARIOS				
Q28,992.00	Q28,992.00	Q0.00	Q0.00	17/11/2017	16/11/2023	Q28,992.00	Q23,494.00	Q0.00	Q3,577.99	Q0.00	Q0.00	FIDUCIARIOS				
Q29,158.00	Q29,158.00	Q0.00	Q0.00	17/11/2017	16/11/2023	Q29,158.00	Q23,992.00	Q0.00	Q3,641.01	Q0.00	Q0.00	FIDUCIARIOS				
Q28,162.00	Q28,162.00	Q0.00	Q0.00	17/11/2017	16/11/2023	Q28,162.00	Q23,158.00	Q0.00	Q3,661.73	Q156.91	Q0.00	FIDUCIARIOS				
Q28,328.00	Q28,328.00	Q0.00	Q0.00	17/11/2017	16/11/2023	Q28,328.00	Q23,162.00	Q0.00	Q3,537.41	Q140.45	Q0.00	FIDUCIARIOS				
Q27,332.00	Q27,332.00	Q0.00	Q0.00	17/11/2017	16/11/2023	Q27,332.00	Q23,328.00	Q0.00	Q3,558.13	Q149.42	Q0.00	FIDUCIARIOS				
Q27,664.00	Q27,664.00	Q0.00	Q0.00	17/11/2017	16/11/2023	Q27,664.00	Q23,332.00	Q0.00	Q3,433.90	Q0.00	Q0.00	FIDUCIARIOS				
Q29,158.00	Q29,158.00	Q0.00	Q0.00	17/11/2017	16/11/2023	Q29,158.00	Q23,664.00	Q0.00	Q3,475.07	Q0.00	Q0.00	FIDUCIARIOS				
Q29,490.00	Q29,490.00	Q0.00	Q0.00	17/11/2017	16/11/2023	Q29,490.00	Q23,158.00	Q0.00	Q3,661.73	Q156.91	Q0.00	FIDUCIARIOS				
Q28,660.00	Q28,660.00	Q0.00	Q0.00	17/11/2017	16/11/2023	Q28,660.00	Q23,490.00	Q11,059.99	Q4,811.75	Q64.03	Q0.00	FIDUCIARIOS				
Q26,670.00	Q26,670.00	Q0.00	Q0.00	17/11/2017	19/02/2023	Q26,670.00	Q28,660.00	Q0.00	Q3,599.53	Q154.20	Q0.00	FIDUCIARIOS				
Q26,372.00	Q26,372.00	Q0.00	Q0.00	17/11/2017	16/11/2023	Q26,372.00	Q26,670.00	Q0.00	Q3,351.11	Q0.00	Q0.00	FIDUCIARIOS				
Q28,826.00	Q28,826.00	Q0.00	Q0.00	17/11/2017	16/11/2023	Q28,826.00	Q26,372.00	Q0.00	Q3,112.73	Q221.35	Q0.00	FIDUCIARIOS				
Q28,826.00	Q28,826.00	Q0.00	Q0.00	17/11/2017	16/11/2023	Q28,826.00	Q28,826.00	Q0.00	Q3,620.29	Q149.82	Q0.00	FIDUCIARIOS				
Q28,826.00	Q28,826.00	Q0.00	Q0.00	17/11/2017	16/11/2023	Q28,826.00	Q28,826.00	Q0.00	Q3,620.29	Q149.82	Q0.00	FIDUCIARIOS				
Q28,826.00	Q28,826.00	Q0.00	Q0.00	17/11/2017	16/11/2023	Q28,826.00	Q28,826.00	Q0.00	Q3,620.29	Q149.82	Q0.00	FIDUCIARIOS				
Q28,328.00	Q28,328.00	Q0.00	Q0.00	17/11/2017	16/11/2023	Q28,328.00	Q28,328.00	Q0.00	Q3,558.13	Q149.42	Q0.00	FIDUCIARIOS				
Q28,826.00	Q28,826.00	Q0.00	Q0.00	22/11/2017	16/11/2023	Q28,826.00	Q28,826.00	Q0.00	Q3,602.57	Q156.66	Q0.00	FIDUCIARIOS				
Q28,162.00	Q28,162.00	Q0.00	Q0.00	22/11/2017	16/11/2023	Q28,162.00	Q28,162.00	Q0.00	Q3,520.63	Q140.30	Q0.00	FIDUCIARIOS				
Q29,932.00	Q29,932.00	Q0.00	Q0.00	22/11/2017	16/11/2023	Q29,932.00	Q29,932.00	Q0.00	Q3,741.84	Q161.95	Q0.00	FIDUCIARIOS				
Q29,324.00	Q29,324.00	Q0.00	Q0.00	22/11/2017	16/11/2023	Q29,324.00	Q29,324.00	Q0.00	Q3,667.27	Q155.64	Q0.00	FIDUCIARIOS				
Q28,162.00	Q28,162.00	Q0.00	Q0.00	22/11/2017	16/11/2023	Q28,162.00	Q28,162.00	Q0.00	Q3,520.63	Q140.30	Q0.00	FIDUCIARIOS				
Q29,324.00	Q29,324.00	Q0.00	Q0.00	22/11/2017	16/11/2023	Q29,324.00	Q29,324.00	Q0.00	Q3,667.27	Q155.64	Q0.00	FIDUCIARIOS				
Q27,830.00	Q27,830.00	Q0.00	Q0.00	22/11/2017	16/11/2023	Q27,830.00	Q27,830.00	Q0.00	Q3,478.81	Q133.79	Q0.00	FIDUCIARIOS				
Q28,660.00	Q28,660.00	Q0.00	Q0.00	22/11/2017	16/11/2023	Q28,660.00	Q28,660.00	Q0.00	Q3,478.81	Q133.79	Q0.00	FIDUCIARIOS				
Q28,328.00	Q28,328.00	Q0.00	Q0.00	22/11/2017	16/11/2023	Q28,328.00	Q28,328.00	Q0.00	Q3,581.90	Q143.28	Q0.00	FIDUCIARIOS				
Q28,162.00	Q28,162.00	Q0.00	Q0.00	22/11/2017	16/11/2023	Q28,162.00	Q28,162.00	Q0.00	Q3,540.67	Q143.02	Q0.00	FIDUCIARIOS				
Q29,932.00	Q29,932.00	Q0.00	Q0.00	22/11/2017	16/11/2023	Q29,932.00	Q29,932.00	Q0.00	Q3,520.63	Q140.30	Q0.00	FIDUCIARIOS				
Q28,162.00	Q28,162.00	Q0.00	Q0.00	22/11/2017	16/11/2023	Q28,162.00	Q28,162.00	Q0.00	Q3,741.84	Q161.95	Q0.00	FIDUCIARIOS				
Q28,826.00	Q28,826.00	Q0.00														


Código de Cuenta de Cuentas	Código de Cuenta de Cuentas	Código de Cuenta de Cuentas	Código de Cuenta de Cuentas	Código de Cuenta de Cuentas	Fecha de Emisión del Póliza	Fecha del vencimiento del Póliza	Fecha del último pago realizado	Saldo Capital	Capital Vigente	Capital Vencido	Saldo Interés	Intereses en mora	Otros Cargos	Tipo de Garantía	Saldo de Capital		Intereses y Moras	
															Reprograsado	Ajustes	Reprograsado	Ajustes
Q29,324.00	Q29,324.00	Q0.00	Q0.00	25/11/2017	16/11/2023		Q29,324.00	Q29,324.00	Q0.00	Q3,656.42	Q352.55	Q0.00	FIDUCIARIOS					
Q28,992.00	Q28,992.00	Q0.00	Q0.00	25/11/2017	16/11/2023		Q28,992.00	Q28,992.00	Q0.00	Q3,412.41	Q352.29	Q0.00	FIDUCIARIOS					
Q28,660.00	Q28,660.00	Q0.00	Q0.00	25/11/2017	16/11/2023		Q28,660.00	Q28,660.00	Q0.00	Q3,571.30	Q343.19	Q0.00	FIDUCIARIOS					
Q27,664.00	Q27,664.00	Q0.00	Q0.00	25/11/2017	16/11/2023		Q27,664.00	Q27,664.00	Q0.00	Q3,447.86	Q333.57	Q0.00	FIDUCIARIOS					
Q27,266.00	Q27,266.00	Q0.00	Q0.00	25/11/2017	16/11/2023		Q27,266.00	Q27,266.00	Q0.00	Q3,398.09	Q324.42	Q0.00	FIDUCIARIOS					
Q29,055.00	Q29,055.00	Q0.00	Q0.00	25/11/2017	16/11/2023		Q29,054.21	Q29,054.21	Q0.00	Q2,345.64	Q110.01	Q0.00	FIDUCIARIOS					
Q27,830.00	Q27,830.00	Q0.00	Q0.00	27/11/2017	30/10/2023		Q27,830.00	Q27,830.00	Q0.00	Q3,461.66	Q337.07	Q0.00	FIDUCIARIOS					
Q29,660.00	Q29,660.00	Q0.00	Q0.00	27/11/2017	16/11/2023		Q29,660.00	Q29,660.00	Q0.00	Q3,690.58	Q352.14	Q0.00	FIDUCIARIOS					
Q28,328.00	Q28,328.00	Q0.00	Q0.00	27/11/2017	16/11/2023		Q28,328.00	Q28,328.00	Q0.00	Q3,523.20	Q342.87	Q0.00	FIDUCIARIOS					
Q28,162.00	Q28,162.00	Q0.00	Q0.00	27/11/2017	16/11/2023		Q28,162.00	Q28,162.00	Q0.00	Q3,502.69	Q333.90	Q0.00	FIDUCIARIOS					
Q28,660.00	Q28,660.00	Q0.00	Q0.00	27/11/2017	16/11/2023		Q28,660.00	Q28,660.00	Q0.00	Q3,564.23	Q343.12	Q0.00	FIDUCIARIOS					
Q28,328.00	Q28,328.00	Q0.00	Q0.00	27/11/2017	16/11/2023		Q28,328.00	Q28,328.00	Q0.00	Q3,523.20	Q342.87	Q0.00	FIDUCIARIOS					
Q28,162.00	Q28,162.00	Q0.00	Q0.00	27/11/2017	16/11/2023		Q28,162.00	Q28,162.00	Q0.00	Q3,502.69	Q333.90	Q0.00	FIDUCIARIOS					
Q27,830.00	Q27,830.00	Q0.00	Q0.00	27/11/2017	16/11/2023		Q27,830.00	Q27,830.00	Q0.00	Q3,461.66	Q337.07	Q0.00	FIDUCIARIOS					
Q27,830.00	Q27,830.00	Q0.00	Q0.00	27/11/2017	16/11/2023		Q27,830.00	Q27,830.00	Q0.00	Q3,461.66	Q337.07	Q0.00	FIDUCIARIOS					
Q27,713.00	Q27,713.00	Q0.00	Q0.00	27/11/2017	16/11/2023		Q27,713.00	Q27,713.00	Q0.00	Q3,448.39	Q333.55	Q0.00	FIDUCIARIOS					
Q28,826.00	Q28,826.00	Q0.00	Q0.00	27/11/2017	16/11/2023		Q28,826.00	Q28,826.00	Q0.00	Q3,584.75	Q343.26	Q0.00	FIDUCIARIOS					
Q28,162.00	Q28,162.00	Q0.00	Q0.00	27/11/2017	16/11/2023		Q28,162.00	Q28,162.00	Q0.00	Q3,502.69	Q333.90	Q0.00	FIDUCIARIOS					
Q26,974.00	Q26,974.00	Q0.00	Q0.00	27/11/2017	16/11/2023		Q26,974.00	Q26,974.00	Q0.00	Q3,242.20	Q314.59	Q0.00	FIDUCIARIOS					
Q28,826.00	Q28,826.00	Q0.00	Q0.00	27/11/2017	16/11/2023		Q28,826.00	Q28,826.00	Q0.00	Q3,584.75	Q343.26	Q0.00	FIDUCIARIOS					
Q28,826.00	Q28,826.00	Q0.00	Q0.00	27/11/2017	16/11/2023		Q28,826.00	Q28,826.00	Q0.00	Q3,584.75	Q343.26	Q0.00	FIDUCIARIOS					
Q29,324.00	Q29,324.00	Q0.00	Q0.00	27/11/2017	16/11/2023		Q29,324.00	Q29,324.00	Q0.00	Q3,649.19	Q352.48	Q0.00	FIDUCIARIOS					
Q29,932.00	Q29,932.00	Q0.00	Q0.00	27/11/2017	16/11/2023		Q29,932.00	Q29,932.00	Q0.00	Q3,723.39	Q361.79	Q0.00	FIDUCIARIOS					
Q26,074.00	Q26,074.00	Q0.00	Q0.00	27/11/2017	16/11/2023		Q26,074.00	Q26,074.00	Q0.00	Q3,242.20	Q314.59	Q0.00	FIDUCIARIOS					
Q26,676.00	Q26,676.00	Q0.00	Q0.00	27/11/2017	16/11/2023		Q26,676.00	Q26,676.00	Q0.00	Q3,318.23	Q311.65	Q0.00	FIDUCIARIOS					
Q28,160.00	Q28,160.00	Q0.00	Q0.00	27/11/2017	16/11/2023		Q28,160.00	Q28,160.00	Q0.00	Q3,502.69	Q333.90	Q0.00	FIDUCIARIOS					
Q27,996.00	Q27,996.00	Q0.00	Q0.00	30/11/2017	16/11/2023		Q27,996.00	Q27,996.00	Q0.00	Q3,471.82	Q333.67	Q0.00	FIDUCIARIOS					
Q28,494.00	Q28,494.00	Q0.00	Q0.00	30/11/2017	16/11/2023		Q28,494.00	Q28,494.00	Q0.00	Q3,533.18	Q336.66	Q0.00	FIDUCIARIOS					
Q27,830.00	Q27,830.00	Q0.00	Q0.00	30/11/2017	16/11/2023		Q27,830.00	Q27,830.00	Q0.00	Q3,451.36	Q333.55	Q0.00	FIDUCIARIOS					
Q27,830.00	Q27,830.00	Q0.00	Q0.00	30/11/2017	16/11/2023		Q27,830.00	Q27,830.00	Q0.00	Q3,451.36	Q333.55	Q0.00	FIDUCIARIOS					
Q26,670.00	Q26,670.00	Q0.00	Q0.00	01/12/2017	16/12/2023		Q26,670.00	Q26,670.00	Q0.00	Q3,305.02	Q311.18	Q0.00	FIDUCIARIOS					
Q26,670.00	Q26,670.00	Q0.00	Q0.00	01/12/2017	16/12/2023		Q26,670.00	Q26,670.00	Q0.00	Q3,305.02	Q311.18	Q0.00	FIDUCIARIOS					
Q28,826.00	Q28,826.00	Q0.00	Q0.00	01/12/2017	16/12/2023		Q28,826.00	Q28,826.00	Q0.00	Q3,570.65	Q339.61	Q0.00	FIDUCIARIOS					
Q28,162.00	Q28,162.00	Q0.00	Q0.00	01/12/2017	16/12/2023		Q28,162.00	Q28,162.00	Q0.00	Q3,458.96	Q330.85	Q0.00	FIDUCIARIOS					
Q28,162.00	Q28,162.00	Q0.00	Q0.00	01/12/2017	16/12/2023	23/01/2019	Q28,162.00	Q28,162.00	Q0.00	Q3,458.96	Q330.85	Q0.00	FIDUCIARIOS					
Q28,660.00	Q28,660.00	Q0.00	Q0.00	01/12/2017	16/12/2023		Q28,660.00	Q28,660.00	Q0.00	Q3,550.20	Q339.48	Q0.00	FIDUCIARIOS					
Q29,932.00	Q29,932.00	Q0.00	Q0.00	01/12/2017	16/12/2023		Q29,932.00	Q29,932.00	Q0.00	Q3,708.63	Q360.00	Q0.00	FIDUCIARIOS					
Q29,932.00	Q29,932.00	Q0.00	Q0.00	01/12/2017	16/12/2023		Q29,932.00	Q29,932.00	Q0.00	Q3,708.63	Q360.00	Q0.00	FIDUCIARIOS					
Q28,328.00	Q28,328.00	Q0.00	Q0.00	01/12/2017	16/12/2023		Q28,328.00	Q28,328.00	Q0.00	Q3,569.31	Q331.28	Q0.00	FIDUCIARIOS					
Q28,328.00	Q28,328.00	Q0.00	Q0.00	01/12/2017	16/12/2023		Q28,328.00	Q28,328.00	Q0.00	Q3,569.31	Q331.28	Q0.00	FIDUCIARIOS					
Q27,830.00	Q27,830.00	Q0.00	Q0.00	04/12/2017	16/12/2023		Q27,830.00	Q27,830.00	Q0.00	Q3,437.07	Q324.56	Q0.00	FIDUCIARIOS					
Q27,830.00	Q27,830.00	Q0.00	Q0.00	04/12/2017	16/12/2023		Q27,830.00	Q27,830.00	Q0.00	Q3,437.07	Q324.56	Q0.00	FIDUCIARIOS					
Q28,328.00	Q28,328.00	Q0.00	Q0.00	04/12/2017	16/12/2023		Q28,328.00	Q28,328.00	Q0.00	Q3,509.31	Q333.28	Q0.00	FIDUCIARIOS					
Q27,664.00	Q27,664.00	Q0.00	Q0.00	01/12/2017	16/12/2023		Q27,664.00	Q27,664.00	Q0.00	Q3,437.52	Q324.51	Q0.00	FIDUCIARIOS					
Q29,490.00	Q29,490.00	Q0.00	Q0.00	01/12/2017	16/12/2023		Q29,490.00	Q29,490.00	Q0.00	Q3,655.03	Q348.37	Q0.00	FIDUCIARIOS					
Q29,324.00	Q29,324.00	Q0.00	Q0.00	01/12/2017	16/12/2023		Q29,324.00	Q29,324.00	Q0.00	Q3,683.25	Q348.37	Q0.00	FIDUCIARIOS					
Q27,830.00	Q27,830.00	Q0.00	Q0.00	01/12/2017	16/12/2023		Q27,830.00	Q27,830.00	Q0.00	Q3,447.97	Q330.58	Q0.00	FIDUCIARIOS					
Q27,415.00	Q27,415.00	Q0.00	Q0.00	02/12/2017	16/12/2023		Q27,415.00	Q27,415.00	Q0.00	Q3,393.47	Q321.98	Q0.00	FIDUCIARIOS					
Q25,925.00	Q25,925.00	Q0.00	Q0.00	03/12/2017	16/12/2023		Q25,925.00	Q25,925.00	Q0.00	Q3,210.00	Q304.33	Q0.00	FIDUCIARIOS					
Q29,324.00	Q29,324.00	Q0.00	Q0.00	04/12/2017	16/12/2023		Q29,324.00	Q29,324.00	Q0.00	Q3,623.74	Q342.22	Q0.00	FIDUCIARIOS					
Q29,656.00	Q29,656.00	Q0.00	Q0.00	04/12/2017	16/12/2023		Q29,656.00	Q29,656.00	Q0.00	Q3,664.21	Q348.41	Q0.00	FIDUCIARIOS					
Q28,328.00	Q28,328.00	Q0.00	Q0.00	04/12/2017	16/12/2023		Q28,328.00	Q28,328.00	Q0.00	Q3,499.83	Q333.18	Q0.00	FIDUCIARIOS					
Q28,328.00	Q28,328.00	Q0.00	Q0.00	04/12/2017	16/12/2023		Q28,328.00	Q28,328.00	Q0.00	Q3,498.83	Q333.18	Q0.00	FIDUCIARIOS					
Q28,992.00	Q28,992.00	Q0.00	Q0.00	04/12/2017	16/12/2023		Q28,992.00	Q28,992.00	Q0.00	Q3,580.38	Q339.65	Q0.00	FIDUCIARIOS					
Q29,158.00	Q29,158.00	Q0.00	Q0.00	04/12/2017	16/12/2023		Q29,158.00	Q29,158.00	Q0.00	Q3,600.76	Q342.08	Q0.00	FIDUCIARIOS					
Q26,968.00	Q26,968.00	Q0.00	Q0.00	04/12/2017	16/12/2023		Q26,968.00	Q26,968.00	Q0.00	Q3,330.22	Q315.63	Q0.00	FIDUCIARIOS					
Q27,830.00	Q27,830.00	Q0.00	Q0.00	04/12/2017	16/12/2023		Q27,830.00	Q27,830.00	Q0.00	Q3,437.47	Q324.56	Q0.00	FIDUCIARIOS					
Q29,932.00	Q29,932.00	Q0.00	Q0.00	04/12/2017	16/12/2023		Q29,932.00	Q29,932.00	Q0.00	Q3,697.56	Q350.93	Q0.00	FIDUCIARIOS					
Q29,932.00	Q29,932.00	Q0.00	Q0.00	04/12/2017	16/12/2023		Q29,932.00	Q29,932.00	Q0.00	Q3,697.56	Q350.93	Q0.00	FIDUCIARIOS					
Q29,932.00	Q29,932.00	Q0.00	Q0.00	04/12/2017	16/12/2023		Q29,932.00	Q29,932.00	Q0.00	Q3,697.56	Q350.93	Q0.00	FIDUCIARIOS					
Q28,826.00	Q28,826.00	Q0.00	Q0.00	04/12/2017	16/12/2023		Q28,826.00	Q28,826.00	Q0.00	Q3,589.99	Q339.52	Q0.00	FIDUCIARIOS					
Q28,162.00	Q28,162.00	Q0.00	Q0.00	04/12/2017	16/12/2023		Q28,162.00	Q28,162.00	Q0.00	Q3,478.45	Q330.75	Q0.00	FIDUCIARIOS					
Q27,664.00	Q27,664.00	Q0.00	Q0.00	05/12/2017	16/12/2023		Q27,664.00	Q27,664.00	Q0.00	Q3,413.88	Q334.39	Q0.00	FIDUCIARIOS					

Monto Cuentas de Débito	Monto Determinación de Intereses	Determinación Acreditada 180 2018 (de mayo a 8 de oct)	Determinación de Costos de Contratación mayo - agosto 2018	Fecha de Cuentas de Débito	Fecha de vencimiento de Préstamo	Fecha del último pago realizado	Serie Capital	Capital Tipo	Capital Usado	Saldo Intereses	Intereses en mora	Otros Cargos	Tipo de Garantía	Saldo de Capital			
														Recepciones		Intereses Mora	
														Recepciones	Ayuda	Recepciones	Ayuda
Q29,932.00	Q29,932.00	Q0.00	Q0.00	23/10/2018	16/10/2023		Q29,932.00	Q29,932.00	Q5,886.40	Q2,571.85	Q152.55	Q0.00	FIDUCIARIOS				
Q29,490.00	Q29,490.00	Q0.00	Q0.00	23/10/2018	16/10/2023		Q29,490.00	Q29,490.00	Q5,886.40	Q2,632.31	Q154.40	Q0.00	FIDUCIARIOS				
Q29,048.00	Q29,048.00	Q0.00	Q0.00	30/10/2018	16/10/2023		Q29,048.00	Q29,048.00	Q5,811.00	Q2,764.82	Q145.79	Q0.00	FIDUCIARIOS				
Q27,562.00	Q27,562.00	Q0.00	Q0.00	30/10/2018	16/10/2023		Q27,562.00	Q27,562.00	Q5,572.00	Q2,650.14	Q139.80	Q0.00	FIDUCIARIOS				
Q28,324.00	Q28,324.00	Q0.00	Q0.00	30/10/2018	16/10/2023		Q28,324.00	Q28,324.00	Q5,864.00	Q2,789.76	Q147.21	Q0.00	FIDUCIARIOS				
Q29,932.00	Q29,932.00	Q0.00	Q0.00	30/10/2018	16/10/2023		Q29,932.00	Q29,932.00	Q5,986.40	Q2,846.02	Q150.18	Q0.00	FIDUCIARIOS				
Q27,498.00	Q27,498.00	Q0.00	Q0.00	30/10/2018	16/10/2023		Q27,498.00	Q27,498.00	Q5,499.60	Q2,614.50	Q138.01	Q0.00	FIDUCIARIOS				
Q27,664.00	Q27,664.00	Q0.00	Q0.00	30/10/2018	16/10/2023		Q27,664.00	Q27,664.00	Q5,532.00	Q2,633.42	Q139.17	Q0.00	FIDUCIARIOS				
Q28,328.00	Q28,328.00	Q0.00	Q0.00	30/10/2018	16/10/2023		Q28,328.00	Q28,328.00	Q5,665.60	Q2,693.38	Q142.17	Q0.00	FIDUCIARIOS				
Q29,932.00	Q29,932.00	Q0.00	Q0.00	30/10/2018	16/10/2023		Q29,932.00	Q29,932.00	Q5,986.40	Q2,846.02	Q150.18	Q0.00	FIDUCIARIOS				
Q28,992.00	Q28,992.00	Q0.00	Q0.00	30/10/2018	16/10/2023		Q28,992.00	Q28,992.00	Q5,798.40	Q2,738.17	Q145.54	Q0.00	FIDUCIARIOS				
Q29,490.00	Q29,490.00	Q0.00	Q0.00	30/10/2018	16/10/2023		Q29,490.00	Q29,490.00	Q5,898.00	Q2,806.86	Q148.05	Q0.00	FIDUCIARIOS				
Q27,664.00	Q27,664.00	Q0.00	Q0.00	30/10/2018	16/10/2023		Q27,664.00	Q27,664.00	Q5,532.00	Q2,631.60	Q138.79	Q0.00	FIDUCIARIOS				
Q29,932.00	Q29,932.00	Q0.00	Q0.00	30/10/2018	16/10/2023		Q29,932.00	Q29,932.00	Q5,986.40	Q2,846.02	Q150.18	Q0.00	FIDUCIARIOS				
Q28,826.00	Q28,826.00	Q0.00	Q0.00	30/10/2018	16/10/2023		Q28,826.00	Q28,826.00	Q5,765.20	Q2,741.67	Q144.67	Q0.00	FIDUCIARIOS				
Q29,822.00	Q29,822.00	Q0.00	Q0.00	30/10/2018	16/10/2023		Q29,822.00	Q29,822.00	Q5,964.40	Q2,837.85	Q149.70	Q0.00	FIDUCIARIOS				
Q28,494.00	Q28,494.00	Q0.00	Q0.00	30/10/2018	16/10/2023		Q28,494.00	Q28,494.00	Q5,698.80	Q2,710.68	Q143.03	Q0.00	FIDUCIARIOS				
Q29,158.00	Q29,158.00	Q0.00	Q0.00	30/10/2018	16/10/2023		Q29,158.00	Q29,158.00	Q5,831.60	Q2,775.87	Q146.37	Q0.00	FIDUCIARIOS				
Q29,822.00	Q29,822.00	Q0.00	Q0.00	30/10/2018	16/10/2023		Q29,822.00	Q29,822.00	Q5,964.40	Q2,837.85	Q149.70	Q0.00	FIDUCIARIOS				
Q29,324.00	Q29,324.00	Q0.00	Q0.00	30/10/2018	16/10/2023		Q29,324.00	Q29,324.00	Q5,864.80	Q2,789.76	Q147.21	Q0.00	FIDUCIARIOS				
Q28,668.00	Q28,668.00	Q0.00	Q0.00	30/10/2018	16/10/2023		Q28,668.00	Q28,668.00	Q5,733.60	Q2,735.42	Q133.76	Q0.00	FIDUCIARIOS				
Q27,664.00	Q27,664.00	Q0.00	Q0.00	30/10/2018	16/10/2023		Q27,664.00	Q27,664.00	Q5,532.00	Q2,631.60	Q138.79	Q0.00	FIDUCIARIOS				
Q27,664.00	Q27,664.00	Q0.00	Q0.00	30/10/2018	16/10/2023		Q27,664.00	Q27,664.00	Q5,532.00	Q2,631.60	Q138.79	Q0.00	FIDUCIARIOS				
Q29,324.00	Q29,324.00	Q0.00	Q0.00	30/10/2018	16/10/2023		Q29,324.00	Q29,324.00	Q5,864.80	Q2,789.76	Q147.21	Q0.00	FIDUCIARIOS				
Q29,932.00	Q29,932.00	Q0.00	Q0.00	30/10/2018	16/10/2023		Q29,932.00	Q29,932.00	Q5,986.40	Q2,846.02	Q150.18	Q0.00	FIDUCIARIOS				
Q29,324.00	Q29,324.00	Q0.00	Q0.00	30/10/2018	16/10/2023		Q29,324.00	Q29,324.00	Q5,864.80	Q2,789.76	Q147.21	Q0.00	FIDUCIARIOS				
Q29,932.00	Q29,932.00	Q0.00	Q0.00	30/10/2018	16/10/2023		Q29,932.00	Q29,932.00	Q5,986.40	Q2,846.02	Q150.18	Q0.00	FIDUCIARIOS				
Q28,992.00	Q28,992.00	Q0.00	Q0.00	30/10/2018	16/10/2023		Q28,992.00	Q28,992.00	Q5,798.40	Q2,738.17	Q145.54	Q0.00	FIDUCIARIOS				
Q29,932.00	Q29,932.00	Q0.00	Q0.00	30/10/2018	16/10/2023		Q29,932.00	Q29,932.00	Q5,986.40	Q2,846.02	Q150.18	Q0.00	FIDUCIARIOS				
Q29,932.00	Q29,932.00	Q0.00	Q0.00	31/10/2018	16/10/2023		Q29,932.00	Q29,932.00	Q5,986.40	Q2,846.02	Q150.18	Q0.00	FIDUCIARIOS				
Q29,932.00	Q29,932.00	Q0.00	Q0.00	31/10/2018	16/10/2023		Q29,932.00	Q29,932.00	Q5,986.40	Q2,846.02	Q150.18	Q0.00	FIDUCIARIOS				
Q28,660.00	Q28,660.00	Q0.00	Q0.00	31/10/2018	16/10/2023		Q28,660.00	Q28,660.00	Q5,732.00	Q2,735.42	Q133.76	Q0.00	FIDUCIARIOS				
Q28,162.00	Q28,162.00	Q0.00	Q0.00	31/10/2018	16/10/2023		Q28,162.00	Q28,162.00	Q5,632.00	Q2,676.22	Q141.00	Q0.00	FIDUCIARIOS				
Q28,328.00	Q28,328.00	Q0.00	Q0.00	07/11/2018	16/11/2023		Q28,328.00	Q28,328.00	Q5,665.60	Q2,636.88	Q133.05	Q0.00	FIDUCIARIOS				
Q28,660.00	Q28,660.00	Q0.00	Q0.00	07/11/2018	16/11/2023		Q28,660.00	Q28,660.00	Q5,732.00	Q2,676.22	Q141.00	Q0.00	FIDUCIARIOS				
Q29,158.00	Q29,158.00	Q0.00	Q0.00	07/11/2018	16/11/2023		Q29,158.00	Q29,158.00	Q5,831.60	Q2,775.87	Q146.37	Q0.00	FIDUCIARIOS				
Q29,988.00	Q29,988.00	Q0.00	Q0.00	07/11/2018	16/11/2023		Q29,988.00	Q29,988.00	Q5,997.60	Q2,794.59	Q149.90	Q0.00	FIDUCIARIOS				
Q28,992.00	Q28,992.00	Q0.00	Q0.00	07/11/2018	16/11/2023		Q28,992.00	Q28,992.00	Q5,798.40	Q2,738.17	Q145.54	Q0.00	FIDUCIARIOS				
Q29,988.00	Q29,988.00	Q0.00	Q0.00	07/11/2018	16/11/2023		Q29,988.00	Q29,988.00	Q5,997.60	Q2,794.59	Q149.90	Q0.00	FIDUCIARIOS				
Q28,328.00	Q28,328.00	Q0.00	Q0.00	07/11/2018	16/11/2023		Q28,328.00	Q28,328.00	Q5,665.60	Q2,636.88	Q133.05	Q0.00	FIDUCIARIOS				
Q27,830.00	Q27,830.00	Q0.00	Q0.00	07/11/2018	16/11/2023		Q27,830.00	Q27,830.00	Q5,566.00	Q2,589.87	Q130.69	Q0.00	FIDUCIARIOS				
Q27,664.00	Q27,664.00	Q0.00	Q0.00	07/11/2018	16/11/2023		Q27,664.00	Q27,664.00	Q5,532.00	Q2,576.13	Q129.93	Q0.00	FIDUCIARIOS				
Q28,162.00	Q28,162.00	Q0.00	Q0.00	07/11/2018	16/11/2023		Q28,162.00	Q28,162.00	Q5,632.00	Q2,623.15	Q132.26	Q0.00	FIDUCIARIOS				
Q28,494.00	Q28,494.00	Q0.00	Q0.00	07/11/2018	16/11/2023		Q28,494.00	Q28,494.00	Q5,698.80	Q2,653.53	Q133.85	Q0.00	FIDUCIARIOS				
Q27,830.00	Q27,830.00	Q0.00	Q0.00	07/11/2018	16/11/2023		Q27,830.00	Q27,830.00	Q5,566.00	Q2,590.78	Q130.92	Q0.00	FIDUCIARIOS				
Q28,162.00	Q28,162.00	Q0.00	Q0.00	07/11/2018	16/11/2023		Q28,162.00	Q28,162.00	Q5,632.00	Q2,623.15	Q132.26	Q0.00	FIDUCIARIOS				
Q29,988.00	Q29,988.00	Q0.00	Q0.00	07/11/2018	16/11/2023		Q29,988.00	Q29,988.00	Q5,997.60	Q2,794.59	Q149.90	Q0.00	FIDUCIARIOS				
Q29,932.00	Q29,932.00	Q0.00	Q0.00	07/11/2018	16/11/2023		Q29,932.00	Q29,932.00	Q5,986.40	Q2,799.84	Q143.87	Q0.00	FIDUCIARIOS				
Q29,490.00	Q29,490.00	Q0.00	Q0.00	07/11/2018	16/11/2023		Q29,490.00	Q29,490.00	Q5,898.00	Q2,747.57	Q138.54	Q0.00	FIDUCIARIOS				
Q28,162.00	Q28,162.00	Q0.00	Q0.00	07/11/2018	16/11/2023		Q28,162.00	Q28,162.00	Q5,632.00	Q2,623.15	Q132.26	Q0.00	FIDUCIARIOS				
Q29,158.00	Q29,158.00	Q0.00	Q0.00	07/11/2018	16/11/2023		Q29,158.00	Q29,158.00	Q5,831.60	Q2,717.19	Q136.98	Q0.00	FIDUCIARIOS				
Q29,660.00	Q29,660.00	Q0.00	Q0.00	07/11/2018	16/11/2023		Q29,660.00	Q29,660.00	Q5,931.20	Q2,761.31	Q139.34	Q0.00	FIDUCIARIOS				
Q29,932.00	Q29,932.00	Q0.00	Q0.00	07/11/2018	16/11/2023		Q29,932.00	Q29,932.00	Q5,986.40	Q2,799.84	Q143.87	Q0.00	FIDUCIARIOS				
Q29,158.00	Q29,158.00	Q0.00	Q0.00	07/11/2018	16/11/2023		Q29,158.00	Q29,158.00	Q5,831.60	Q2,717.19	Q136.98	Q0.00	FIDUCIARIOS				
Q29,932.00	Q29,932.00	Q0.00	Q0.00	07/11/2018	16/11/2023		Q29,932.00	Q29,932.00	Q5,986.40	Q2,782.12	Q140.54	Q0.00	FIDUCIARIOS				
Q29,988.00	Q29,988.00	Q0.00	Q0.00	07/11/2018	16/11/2023		Q29,988.00	Q29,988.00	Q5,997.60	Q2,794.59	Q149.90	Q0.00	FIDUCIARIOS				
Q29,158.00	Q29,158.00	Q0.00	Q0.00	07/11/2018	16/11/2023		Q29,158.00	Q29,158.00	Q5,831.60	Q2,717.19	Q136.98	Q0.00	FIDUCIARIOS				
Q29,158.00	Q29,158.00	Q0.00	Q0.00	07/11/2018	16/11/2023		Q29,158.00	Q29,158.00	Q5,831.60	Q2,717.19	Q136.98	Q0.00	FIDUCIARIOS				
Q27,664.00	Q27,664.00	Q0.00	Q0.00	23/11/2018	16/11/2023		Q27,664.00	Q27,664.00	Q5,532.00	Q2,524.97	Q125.63	Q0.00	FIDUCIARIOS				
Q27,664.00	Q27,664.00	Q0.00	Q0.00	23/11/2018	16/11/2023		Q27,664.00	Q27,664.00	Q5,532.00	Q2,524.97	Q125.63	Q0.00	FIDUCIARIOS				
Q28,660.00	Q28,660.00	Q0.00	Q0.00	23/11/2018	16/11/2023		Q28,660.00	Q28,660.00	Q5,732.00	Q2,617.17	Q130.21	Q0.00	FIDUCIARIOS				
Q28,162.00	Q28,162.00	Q0.00	Q0.00	23/11/2018	16/11/2023		Q28,162.00	Q28,162.00	Q5,632.00								

Moneda Conciliada (Aprobada)	Monto Desembolsado a las agriculturas	Devoluciones Atendidas Año 2017 (de marzo a febrero)	Reembolsos en el Ejercicio de marzo a febrero	Fecha de Conciliación del Préstamo	Fecha del Traslado Finalizado	Fecha de última paga realizada	Saldo Capital	Capital Vuelto	Capital Vuelto	Saldo Intereses	Intereses en mora	Otras Cargas	Tipo de Financiamiento	Recapitulación del 01 de marzo al 31 de agosto de 2018			
														Saldo de Capital		Intereses y Otras	
														Recapitulación	Ajuste	Recapitulación	Ajuste
Q29,324.00	Q29,324.00	Q0.00	Q0.00	22/11/2018	16/11/2023		Q29,324.00	Q23,459.20	Q5,864.80	Q2,674.70	Q0.00	Q0.00	FIDUCIARIOS				
Q27,498.00	Q27,498.00	Q0.00	Q0.00	22/11/2018	16/11/2023		Q27,498.00	Q21,999.40	Q5,498.60	Q2,508.60	Q0.00	Q0.00	FIDUCIARIOS				
Q28,992.00	Q28,992.00	Q0.00	Q0.00	27/11/2018	16/11/2023		Q28,992.00	Q23,193.60	Q5,798.40	Q2,629.06	Q0.00	Q0.00	FIDUCIARIOS				
Q28,660.00	Q28,660.00	Q0.00	Q0.00	27/11/2018	16/11/2023		Q28,660.00	Q22,928.00	Q5,732.00	Q2,599.50	Q0.00	Q0.00	FIDUCIARIOS				
Q28,162.00	Q28,162.00	Q0.00	Q0.00	27/11/2018	16/11/2023		Q28,162.00	Q22,529.60	Q5,632.40	Q2,553.71	Q0.00	Q0.00	FIDUCIARIOS				
Q29,324.00	Q29,324.00	Q0.00	Q0.00	27/11/2018	16/11/2023		Q29,324.00	Q23,459.20	Q5,864.80	Q2,656.62	Q0.00	Q0.00	FIDUCIARIOS				
Q29,932.00	Q29,932.00	Q0.00	Q0.00	27/11/2018	16/11/2023		Q29,932.00	Q23,845.60	Q5,986.40	Q2,712.32	Q0.00	Q0.00	FIDUCIARIOS				
Q29,822.00	Q29,822.00	Q0.00	Q0.00	27/11/2018	16/11/2023		Q29,822.00	Q23,857.60	Q5,964.40	Q2,701.42	Q0.00	Q0.00	FIDUCIARIOS				
Q27,664.00	Q27,664.00	Q0.00	Q0.00	27/11/2018	16/11/2023		Q27,664.00	Q22,131.20	Q5,532.80	Q2,507.91	Q0.00	Q0.00	FIDUCIARIOS				
Q28,494.00	Q28,494.00	Q0.00	Q0.00	27/11/2018	16/11/2023		Q28,494.00	Q22,795.20	Q5,698.80	Q2,507.91	Q0.00	Q0.00	FIDUCIARIOS				
Q29,324.00	Q29,324.00	Q0.00	Q0.00	27/11/2018	16/11/2023		Q29,324.00	Q23,459.20	Q5,864.80	Q2,583.27	Q0.00	Q0.00	FIDUCIARIOS				
Q28,162.00	Q28,162.00	Q0.00	Q0.00	27/11/2018	16/11/2023		Q28,162.00	Q22,529.60	Q5,632.40	Q2,583.27	Q0.00	Q0.00	FIDUCIARIOS				
Q28,992.00	Q28,992.00	Q0.00	Q0.00	27/11/2018	16/11/2023		Q28,992.00	Q23,193.60	Q5,798.40	Q2,583.27	Q0.00	Q0.00	FIDUCIARIOS				
Q29,158.00	Q29,158.00	Q0.00	Q0.00	27/11/2018	16/11/2023		Q29,158.00	Q23,236.40	Q5,786.40	Q2,525.49	Q0.00	Q0.00	FIDUCIARIOS				
Q27,664.00	Q27,664.00	Q0.00	Q0.00	27/11/2018	16/11/2023		Q27,664.00	Q22,131.20	Q5,532.80	Q2,445.39	Q0.00	Q0.00	FIDUCIARIOS				
Q27,498.00	Q27,498.00	Q0.00	Q0.00	27/11/2018	16/11/2023		Q27,498.00	Q21,999.40	Q5,498.60	Q2,491.68	Q0.00	Q0.00	FIDUCIARIOS				
Q28,660.00	Q28,660.00	Q0.00	Q0.00	28/11/2018	16/11/2023		Q28,660.00	Q22,928.00	Q5,732.00	Q2,495.97	Q0.00	Q0.00	FIDUCIARIOS				
Q29,324.00	Q29,324.00	Q0.00	Q0.00	28/11/2018	16/11/2023		Q29,324.00	Q23,459.20	Q5,864.80	Q2,655.01	Q0.00	Q0.00	FIDUCIARIOS				
Q29,932.00	Q29,932.00	Q0.00	Q0.00	28/11/2018	16/11/2023		Q29,932.00	Q23,845.60	Q5,986.40	Q2,708.63	Q0.00	Q0.00	FIDUCIARIOS				
Q28,162.00	Q28,162.00	Q0.00	Q0.00	28/11/2018	16/11/2023		Q28,162.00	Q22,529.60	Q5,632.40	Q2,550.34	Q0.00	Q0.00	FIDUCIARIOS				
Q27,498.00	Q27,498.00	Q0.00	Q0.00	28/11/2018	16/11/2023		Q27,498.00	Q21,999.40	Q5,498.60	Q2,485.29	Q0.00	Q0.00	FIDUCIARIOS				
Q29,158.00	Q29,158.00	Q0.00	Q0.00	28/11/2018	16/11/2023		Q29,158.00	Q23,236.40	Q5,786.40	Q2,461.70	Q0.00	Q0.00	FIDUCIARIOS				
Q28,162.00	Q28,162.00	Q0.00	Q0.00	28/11/2018	16/11/2023		Q28,162.00	Q22,529.60	Q5,632.40	Q2,456.24	Q0.00	Q0.00	FIDUCIARIOS				
Q28,494.00	Q28,494.00	Q0.00	Q0.00	28/11/2018	16/11/2023		Q28,494.00	Q22,795.20	Q5,698.80	Q2,479.75	Q0.00	Q0.00	FIDUCIARIOS				
Q28,162.00	Q28,162.00	Q0.00	Q0.00	28/11/2018	16/11/2023		Q28,162.00	Q22,529.60	Q5,632.40	Q2,456.24	Q0.00	Q0.00	FIDUCIARIOS				
Q29,932.00	Q29,932.00	Q0.00	Q0.00	28/11/2018	16/11/2023		Q29,932.00	Q23,845.60	Q5,986.40	Q2,550.24	Q0.00	Q0.00	FIDUCIARIOS				
Q29,490.00	Q29,490.00	Q0.00	Q0.00	28/11/2018	16/11/2023		Q29,490.00	Q23,592.00	Q5,896.00	Q2,471.22	Q0.00	Q0.00	FIDUCIARIOS				
Q28,162.00	Q28,162.00	Q0.00	Q0.00	28/11/2018	16/11/2023		Q28,162.00	Q22,529.60	Q5,632.40	Q2,456.24	Q0.00	Q0.00	FIDUCIARIOS				
Q27,664.00	Q27,664.00	Q0.00	Q0.00	28/11/2018	16/11/2023		Q27,664.00	Q22,131.20	Q5,532.80	Q2,504.50	Q0.00	Q0.00	FIDUCIARIOS				
Q29,656.00	Q29,656.00	Q0.00	Q0.00	29/11/2018	16/11/2023		Q29,656.00	Q23,724.80	Q5,931.20	Q2,484.53	Q0.00	Q0.00	FIDUCIARIOS				
Q27,498.00	Q27,498.00	Q0.00	Q0.00	29/11/2018	16/11/2023		Q27,498.00	Q21,999.40	Q5,498.60	Q2,488.29	Q0.00	Q0.00	FIDUCIARIOS				
Q28,328.00	Q28,328.00	Q0.00	Q0.00	21/12/2018	15/12/2023		Q28,328.00	Q22,642.40	Q5,685.60	Q2,455.19	Q0.00	Q0.00	FIDUCIARIOS				
Q28,826.00	Q28,826.00	Q0.00	Q0.00	21/12/2018	15/12/2023		Q28,826.00	Q22,660.80	Q5,765.20	Q2,499.15	Q0.00	Q0.00	FIDUCIARIOS				
Q28,992.00	Q28,992.00	Q0.00	Q0.00	21/12/2018	16/12/2023		Q28,992.00	Q23,193.60	Q5,798.40	Q2,514.61	Q0.00	Q0.00	FIDUCIARIOS				
Q28,162.00	Q28,162.00	Q0.00	Q0.00	21/12/2018	16/12/2023		Q28,162.00	Q22,529.60	Q5,632.40	Q2,442.54	Q0.00	Q0.00	FIDUCIARIOS				
Q27,830.00	Q27,830.00	Q0.00	Q0.00	21/12/2018	15/12/2023		Q27,830.00	Q22,264.00	Q5,566.00	Q2,411.63	Q0.00	Q0.00	FIDUCIARIOS				
Q28,826.00	Q28,826.00	Q0.00	Q0.00	21/12/2018	15/12/2023		Q28,826.00	Q22,660.80	Q5,765.20	Q2,499.15	Q0.00	Q0.00	FIDUCIARIOS				
Q28,992.00	Q28,992.00	Q0.00	Q0.00	22/12/2018	16/12/2023		Q28,992.00	Q23,193.60	Q5,798.40	Q2,511.03	Q0.00	Q0.00	FIDUCIARIOS				
Q29,158.00	Q29,158.00	Q0.00	Q0.00	22/12/2018	16/12/2023		Q29,158.00	Q23,236.40	Q5,786.40	Q2,526.47	Q0.00	Q0.00	FIDUCIARIOS				
Q26,170.00	Q26,170.00	Q0.00	Q0.00	25/10/2018	16/10/2023		Q26,170.00	Q21,448.80	Q4,721.20	Q2,480.62	Q0.00	Q0.00	FIDUCIARIOS				
Q25,838.00	Q25,838.00	Q0.00	Q0.00	25/10/2018	16/10/2023		Q25,838.00	Q21,676.00	Q4,739.98	Q2,449.49	Q0.00	Q0.00	FIDUCIARIOS				
Q27,164.00	Q27,164.00	Q0.00	Q0.00	25/10/2018	16/10/2023		Q27,164.00	Q21,666.00	Q4,700.63	Q2,574.09	Q0.00	Q0.00	FIDUCIARIOS				
Q27,000.00	Q27,000.00	Q0.00	Q0.00	25/10/2018	16/10/2023		Q27,000.00	Q21,622.95	Q4,674.05	Q2,560.12	Q0.00	Q0.00	FIDUCIARIOS				
Q27,830.00	Q27,830.00	Q0.00	Q0.00	25/10/2018	16/10/2023		Q27,830.00	Q22,205.29	Q4,725.39	Q2,636.37	Q0.00	Q0.00	FIDUCIARIOS				
Q27,830.00	Q27,830.00	Q0.00	Q0.00	25/10/2018	16/10/2023		Q27,830.00	Q22,205.29	Q4,725.39	Q2,636.37	Q0.00	Q0.00	FIDUCIARIOS				
Q27,000.00	Q27,000.00	Q0.00	Q0.00	25/10/2018	16/10/2023		Q27,000.00	Q21,622.95	Q4,674.05	Q2,560.11	Q0.00	Q0.00	FIDUCIARIOS				
Q29,932.00	Q29,932.00	Q0.00	Q0.00	25/10/2018	16/10/2023		Q29,932.00	Q23,845.60	Q5,986.40	Q2,837.91	Q0.00	Q0.00	FIDUCIARIOS				
Q26,336.00	Q26,336.00	Q0.00	Q0.00	25/10/2018	16/10/2023		Q26,336.00	Q21,487.12	Q4,848.88	Q2,494.59	Q0.00	Q0.00	FIDUCIARIOS				
Q26,336.00	Q26,336.00	Q0.00	Q0.00	25/10/2018	16/10/2023		Q26,336.00	Q21,486.40	Q4,849.60	Q2,497.80	Q0.00	Q0.00	FIDUCIARIOS				
Q27,996.00	Q27,996.00	Q0.00	Q0.00	25/10/2018	16/10/2023		Q27,996.00	Q22,839.23	Q5,156.77	Q2,653.57	Q0.00	Q0.00	FIDUCIARIOS				
Q27,498.00	Q27,498.00	Q0.00	Q0.00	25/10/2018	16/10/2023		Q27,498.00	Q22,434.43	Q5,063.57	Q2,606.43	Q0.00	Q0.00	FIDUCIARIOS				
Q26,004.00	Q26,004.00	Q0.00	Q0.00	25/10/2018	16/10/2023		Q26,004.00	Q21,215.54	Q4,788.46	Q2,466.65	Q0.00	Q0.00	FIDUCIARIOS				
Q26,668.00	Q26,668.00	Q0.00	Q0.00	25/10/2018	16/10/2023		Q26,668.00	Q21,757.27	Q4,910.73	Q2,525.74	Q0.00	Q0.00	FIDUCIARIOS				
Q26,336.00	Q26,336.00	Q0.00	Q0.00	25/10/2018	16/10/2023	27/12/2019	Q26,336.00	Q21,486.40	Q4,849.60	Q2,497.80	Q0.00	Q0.00	FIDUCIARIOS				
Q26,170.00	Q26,170.00	Q0.00	Q0.00	25/10/2018	16/10/2023		Q26,170.00	Q21,448.80	Q4,721.20	Q2,480.63	Q0.00	Q0.00	FIDUCIARIOS				
Q29,158.00	Q29,158.00	Q0.00	Q0.00	06/12/2018	16/12/2023		Q29,158.00	Q23,236.40	Q5,831.60	Q2,583.27	Q0.00	Q0.00	FIDUCIARIOS				
Q26,668.00	Q26,668.00	Q0.00	Q0.00	06/12/2018	13/11/2023		Q26,668.00	Q21,334.40	Q5,333.60	Q2,372.78	Q0.00	Q0.00	FIDUCIARIOS				
Q26,336.00	Q26,336.00	Q0.00	Q0.00	06/12/2018	16/12/2023		Q26,336.00	Q21,688.80	Q5,267.20	Q2,334.24	Q0.00	Q0.00	FIDUCIARIOS				
Q26,668.00	Q26,668.00	Q0.00	Q0.00	06/12/2018	16/12/2023		Q26,668.00	Q21,334.40	Q5,333.60	Q2,160.57	Q0.00	Q0.00	FIDUCIARIOS				
Q27,332.00	Q27,332.00	Q0.00	Q0.00	06/12/2018	16/12/2023		Q27,332.00	Q22,361.55	Q4,970.45	Q2,395.94	Q0.00	Q0.00	FIDUCIARIOS				
Q27,498.00	Q27,498.00	Q0.00	Q0.00	06/12/2018	16/12/2023		Q27,498.00	Q22,496.63	Q5,009.36	Q2,409.07	Q0.00	Q0.00	FIDUCIARIOS				
Q26,336.00	Q26,336.00	Q0.00	Q0.00	06/12/2018	16/12/2023		Q26,336.00	Q21,546.68	Q4,789.32	Q2,309.32	Q0.00	Q0.00	FIDUCIARIOS				
Q27,000.00	Q27,000.00	Q0.00	Q0.00	06/12/2018	16/12/2023												

Monto Cancelado (Aprobado)	Monto Desembolsado en el anterior	Desembolsos (Cancelados) año 2014 (de enero a la fecha)	Desembolsos por el Constituyente año 2014 (de mayo a agosto 2014)	Fecha de Cancelación del Préstamo	Fecha del restablecimiento del Préstamo	Fecha del último pago realizada	Saldo Capital	Capital Vigente	Capital Vencido	Saldo Intereses	Intereses en mora	Otros Cargos	Tipo de Operación	Saldo de Capital			
														Reaprobados	Ajustes	Reaprobados	Ajustes
Q29,945.00	Q29,945.00	Q0.00	Q0.00	26/02/2014	16/02/2021	24/10/2017	Q26,546.40	Q18,768.88	Q21,479.52	Q7,978.83	Q1,851.15	Q0.00	FIDUCIARIOS				
Q29,873.00	Q29,873.00	Q0.00	Q0.00	26/02/2014	16/02/2021	27/02/2014	Q25,863.88	Q5,838.57	Q20,224.51	Q6,528.76	Q1,808.12	Q0.00	FIDUCIARIOS				
Q25,993.20	Q25,993.20	Q0.00	Q0.00	26/02/2014	16/02/2021	27/02/2014	Q22,710.40	Q5,195.64	Q17,511.76	Q6,245.45	Q1,390.61	Q0.00	FIDUCIARIOS				
Q27,540.20	Q27,540.20	Q0.00	Q0.00	26/02/2014	16/02/2021	27/02/2014	Q23,977.20	Q5,227.38	Q18,749.82	Q7,199.07	Q1,672.26	Q0.00	FIDUCIARIOS				
Q25,895.40	Q25,895.40	Q0.00	Q0.00	26/02/2014	16/02/2021	27/02/2014	Q25,619.40	Q5,931.37	Q17,688.03	Q6,899.68	Q1,589.83	Q0.00	FIDUCIARIOS				
Q27,221.40	Q27,221.40	Q0.00	Q0.00	26/02/2014	16/02/2021	27/02/2014	Q23,699.40	Q5,166.80	Q18,532.60	Q7,015.09	Q1,651.82	Q0.00	FIDUCIARIOS				
Q25,895.40	Q25,895.40	Q0.00	Q0.00	26/02/2014	16/02/2021	27/02/2014	Q22,619.40	Q4,931.37	Q17,688.03	Q6,899.68	Q1,589.83	Q0.00	FIDUCIARIOS				
Q28,547.40	Q28,547.40	Q0.00	Q0.00	26/02/2014	16/02/2021	27/02/2014	Q24,779.40	Q5,402.33	Q19,377.07	Q5,139.80	Q1,731.79	Q0.00	FIDUCIARIOS				
Q29,873.00	Q29,873.00	Q0.00	Q0.00	26/02/2014	16/02/2021	27/02/2014	Q25,859.40	Q5,637.76	Q20,224.64	Q7,458.97	Q1,896.45	Q0.00	FIDUCIARIOS				
Q29,210.40	Q29,210.40	Q0.00	Q0.00	26/02/2014	16/02/2021	27/02/2014	Q25,319.40	Q5,519.99	Q19,799.41	Q7,360.21	Q1,770.95	Q0.00	FIDUCIARIOS				
Q26,214.20	Q26,214.20	Q0.00	Q0.00	26/02/2014	16/02/2021	27/02/2014	Q22,897.20	Q4,991.84	Q17,905.36	Q6,787.18	Q1,604.91	Q0.00	FIDUCIARIOS				
Q91,297.20	Q91,297.20	Q0.00	Q0.00	27/02/2014	16/02/2021	27/02/2014	Q88,617.45	Q21,844.22	Q66,673.23	Q14,151.75	Q4,919.57	Q0.00	FIDUCIARIOS				
Q26,768.40	Q26,768.40	Q0.00	Q0.00	27/02/2014	16/02/2021	27/02/2014	Q24,959.40	Q5,441.52	Q19,517.88	Q7,385.84	Q1,741.39	Q0.00	FIDUCIARIOS				
Q26,435.20	Q26,435.20	Q0.00	Q0.00	27/02/2014	16/02/2021	28/02/2014	Q23,877.20	Q5,081.18	Q18,796.02	Q6,529.81	Q1,610.77	Q0.00	FIDUCIARIOS				
Q24,446.20	Q24,446.20	Q0.00	Q0.00	27/02/2014	16/02/2021	28/02/2014	Q21,457.20	Q4,678.02	Q16,779.18	Q6,254.16	Q1,260.62	Q0.00	FIDUCIARIOS				
Q29,822.20	Q29,822.20	Q0.00	Q0.00	27/02/2014	16/02/2021	01/03/2014	Q23,339.40	Q5,085.37	Q18,254.03	Q6,913.68	Q1,810.91	Q0.00	FIDUCIARIOS				
Q26,778.40	Q26,778.40	Q0.00	Q0.00	27/02/2014	16/02/2021	01/03/2014	Q21,834.20	Q6,940.35	Q14,893.85	Q9,339.65	Q2,127.61	Q0.00	FIDUCIARIOS				
Q12,654.20	Q12,654.20	Q0.00	Q0.00	27/02/2014	16/02/2021	01/03/2014	Q27,259.40	Q4,832.39	Q17,426.51	Q6,585.55	Q1,551.17	Q0.00	FIDUCIARIOS				
Q25,453.40	Q25,453.40	Q0.00	Q0.00	27/02/2014	16/02/2021	01/03/2014	Q22,537.20	Q4,913.46	Q17,623.74	Q6,673.12	Q1,378.28	Q0.00	FIDUCIARIOS				
Q25,772.20	Q25,772.20	Q0.00	Q0.00	27/02/2014	16/02/2021	01/03/2014	Q21,519.40	Q5,127.60	Q16,391.80	Q6,959.22	Q1,640.66	Q0.00	FIDUCIARIOS				
Q27,090.40	Q27,090.40	Q0.00	Q0.00	27/02/2014	16/02/2021	01/03/2014	Q21,519.40	Q5,031.18	Q16,046.02	Q6,829.81	Q1,610.77	Q0.00	FIDUCIARIOS				
Q26,435.20	Q26,435.20	Q0.00	Q0.00	27/02/2014	16/02/2021	04/03/2014	Q13,814.20	Q6,840.37	Q24,893.83	Q9,350.87	Q2,227.61	Q0.00	FIDUCIARIOS				
Q26,435.20	Q26,435.20	Q0.00	Q0.00	27/02/2014	16/02/2021	22/03/2016	Q23,877.20	Q5,031.18	Q18,046.02	Q6,829.81	Q1,610.77	Q0.00	FIDUCIARIOS				
Q33,464.40	Q33,464.40	Q0.00	Q0.00	28/02/2014	16/02/2021	07/03/2014	Q20,639.40	Q4,499.74	Q16,139.66	Q6,105.40	Q1,414.03	Q0.00	FIDUCIARIOS				
Q24,225.20	Q24,225.20	Q0.00	Q0.00	28/02/2014	16/02/2021	07/03/2014	Q21,270.40	Q4,637.26	Q16,633.14	Q6,293.36	Q1,485.77	Q0.00	FIDUCIARIOS				
Q26,556.40	Q26,556.40	Q0.00	Q0.00	01/03/2014	16/03/2021	07/03/2014	Q21,159.40	Q5,048.52	Q18,110.88	Q6,853.19	Q1,558.93	Q0.00	FIDUCIARIOS				
Q24,348.40	Q24,348.40	Q0.00	Q0.00	01/03/2014	16/03/2021	26/03/2014	Q21,359.40	Q4,656.13	Q16,703.27	Q6,310.58	Q089.41	Q0.00	FIDUCIARIOS				
Q26,214.20	Q26,214.20	Q0.00	Q0.00	01/03/2014	16/03/2021		Q22,897.20	Q4,991.37	Q17,905.83	Q6,772.64	Q1,543.04	Q0.00	FIDUCIARIOS				
Q29,971.20	Q29,971.20	Q0.00	Q0.00	01/03/2014	16/03/2021		Q25,859.40	Q5,655.39	Q20,206.81	Q7,692.92	Q1,750.75	Q0.00	FIDUCIARIOS				
Q23,685.40	Q23,685.40	Q0.00	Q0.00	01/03/2014	16/03/2021		Q20,819.40	Q4,538.43	Q16,280.97	Q6,151.07	Q1,399.27	Q0.00	FIDUCIARIOS				
Q27,540.20	Q27,540.20	Q0.00	Q0.00	01/03/2014	16/03/2021		Q23,970.60	Q5,225.32	Q18,745.28	Q4,881.99	Q1,690.78	Q0.00	FIDUCIARIOS				
Q27,463.40	Q27,463.40	Q0.00	Q0.00	01/03/2014	16/03/2021		Q24,059.40	Q5,244.65	Q18,814.75	Q7,111.35	Q1,616.53	Q0.00	FIDUCIARIOS				
Q28,326.40	Q28,326.40	Q0.00	Q0.00	04/03/2014	16/03/2021		Q24,459.40	Q5,162.45	Q19,296.95	Q7,264.81	Q1,650.63	Q0.00	FIDUCIARIOS				
Q29,308.20	Q29,308.20	Q0.00	Q0.00	17/03/2014	16/03/2021		Q25,410.40	Q5,539.19	Q19,871.21	Q5,179.35	Q1,707.84	Q0.00	FIDUCIARIOS				
Q25,993.20	Q25,993.20	Q0.00	Q0.00	07/03/2014	16/03/2021		Q22,717.20	Q4,955.11	Q17,765.09	Q6,705.14	Q1,528.78	Q0.00	FIDUCIARIOS				
Q25,551.20	Q25,551.20	Q0.00	Q0.00	07/03/2014	16/03/2021		Q22,357.20	Q4,873.63	Q17,483.57	Q6,594.41	Q1,590.25	Q0.00	FIDUCIARIOS				
Q29,971.20	Q29,971.20	Q0.00	Q0.00	07/03/2014	16/03/2021		Q25,859.40	Q5,655.39	Q20,206.81	Q7,692.92	Q1,750.75	Q0.00	FIDUCIARIOS				
Q24,225.20	Q24,225.20	Q0.00	Q0.00	26/03/2014	16/03/2021		Q21,277.20	Q5,038.23	Q16,638.97	Q6,276.31	Q1,428.39	Q0.00	FIDUCIARIOS				
Q24,046.40	Q24,046.40	Q0.00	Q0.00	29/04/2014	16/04/2021		Q24,046.40	Q5,242.02	Q18,804.38	Q6,919.19	Q1,544.03	Q0.00	FIDUCIARIOS				
Q27,361.40	Q27,361.40	Q0.00	Q0.00	29/04/2014	16/04/2021		Q27,361.40	Q5,964.05	Q21,396.75	Q7,893.93	Q1,755.15	Q0.00	FIDUCIARIOS				
Q24,637.20	Q24,637.20	Q0.00	Q0.00	29/04/2014	16/04/2021	09/07/2019	Q24,637.20	Q5,370.81	Q19,266.39	Q7,161.71	Q1,576.77	Q0.00	FIDUCIARIOS				
Q23,383.40	Q23,383.40	Q0.00	Q0.00	29/04/2014	16/04/2021	16/08/2019	Q21,383.40	Q5,097.47	Q16,285.93	Q6,757.71	Q1,566.39	Q0.00	FIDUCIARIOS				
Q26,538.40	Q26,538.40	Q0.00	Q0.00	29/04/2014	16/04/2021		Q26,538.40	Q5,707.68	Q20,830.72	Q7,826.10	Q1,690.17	Q0.00	FIDUCIARIOS				
Q26,035.40	Q26,035.40	Q0.00	Q0.00	29/04/2014	16/04/2021		Q26,035.40	Q5,675.57	Q20,319.83	Q7,513.64	Q1,672.58	Q0.00	FIDUCIARIOS				
Q24,930.40	Q24,930.40	Q0.00	Q0.00	29/04/2014	16/04/2021		Q24,930.40	Q5,434.70	Q19,495.70	Q7,191.92	Q1,599.66	Q0.00	FIDUCIARIOS				
Q23,260.20	Q23,260.20	Q0.00	Q0.00	29/04/2014	16/04/2021		Q23,260.20	Q5,070.62	Q18,189.58	Q6,708.38	Q1,469.27	Q0.00	FIDUCIARIOS				
Q23,694.40	Q23,694.40	Q0.00	Q0.00	29/04/2014	16/04/2021		Q23,694.40	Q5,145.62	Q18,458.78	Q6,811.65	Q1,516.50	Q0.00	FIDUCIARIOS				
Q23,383.40	Q23,383.40	Q0.00	Q0.00	29/04/2014	16/04/2021		Q23,383.40	Q5,097.47	Q18,285.93	Q6,752.71	Q1,566.39	Q0.00	FIDUCIARIOS				
Q24,046.40	Q24,046.40	Q0.00	Q0.00	29/04/2014	16/04/2021		Q24,046.40	Q5,242.02	Q18,804.38	Q6,939.65	Q1,569.44	Q0.00	FIDUCIARIOS				
Q24,267.40	Q24,267.40	Q0.00	Q0.00	29/04/2014	16/04/2021		Q24,267.40	Q5,290.22	Q18,977.18	Q7,005.43	Q1,581.43	Q0.00	FIDUCIARIOS				
Q23,694.40	Q23,694.40	Q0.00	Q0.00	29/04/2014	16/04/2021		Q23,694.40	Q5,145.62	Q18,458.78	Q6,811.65	Q1,516.50	Q0.00	FIDUCIARIOS				
Q27,803.40	Q27,803.40	Q0.00	Q0.00	30/04/2014	16/04/2021		Q27,803.40	Q6,061.00	Q22,322.93	Q88.13	Q0.00	FIDUCIARIOS					
Q24,930.40	Q24,930.40	Q0.00	Q0.00	30/04/2014	16/04/2021		Q24,930.40	Q4,986.68	Q19,946.72	Q6,836.85	Q04.33	Q0.00	FIDUCIARIOS				
Q21,144.20	Q21,144.20	Q0.00	Q0.00	30/04/2014	16/04/2021		Q21,144.20	Q5,263.34	Q18,880.86	Q5,958.14	Q067.19	Q0.00	FIDUCIARIOS				
Q23,383.40	Q23,383.40	Q0.00	Q0.00	30/04/2014	16/04/2021		Q23,383.40	Q5,097.47	Q18,285.93	Q6,749.83	Q1,566.39	Q0.00	FIDUCIARIOS				
Q25,593.40	Q25,593.40	Q0.00	Q0.00	30/04/2014	16/04/2021		Q25,593.40	Q5,579.26	Q20,014.14	Q7,384.35	Q1,645.07	Q0.00	FIDUCIARIOS				
Q23,694.40	Q23,694.40	Q0.00	Q0.00	30/04/2014	16/04/2021		Q23,694.40	Q5,145.62	Q18,458.78	Q6,808.74	Q088.45	Q0.00	FIDUCIARIOS				
Q25,537.80	Q25,537.80	Q0.00	Q0.00	30/04/2014	16/04/2021		Q25,537.80	Q6,271.11	Q22,216.69	Q8,224.31	Q1,825.25	Q0.00	FIDUCIARIOS				
Q24,046.40	Q24,046.40	Q0.00	Q0.00	30/04/2014	16/04/2021		Q24,046.40	Q5,242.02	Q18,804.38	Q6,936.23	Q1,544.03	Q0.00	FIDUCIARIOS				
Q23,694.40	Q23,694.40	Q0.00	Q0.00	30/04/2014	16/04/2021	18/06/2015	Q23,694.40	Q4,720.									

Monto Concedido (Aprobado)	Monto Devengado en el anterior mes	Detallado de Acreditación y/o Débito (de cargo a la fecha)	Duración en el Cuadrimestre mayo - agosto 2015	Fecha de Cesación de Retenciones	Fecha del vencimiento del Préstamo	Fecha de liquidación del Préstamo	Saldo Capital	Capital Vigente	Capital Vencido	Saldo Intereses	Intereses en mora	Otros Cargos	Tipo de Operación	Saldo de Capital			
														Intereses en mora		Otros Cargos	
														Intereses en mora	Otros Cargos	Intereses en mora	Otros Cargos
Q29,822.20	Q29,822.20	Q0.00	Q0.00	29/05/2014	17/05/2015		Q29,822.20	Q6,500.31	Q33,321.59	Q8,488.59	Q1,053.49	Q0.00	FIDUCIARIOS				
Q29,943.20	Q29,943.20	Q0.00	Q0.00	29/05/2014	17/05/2015		Q29,943.20	Q6,526.65	Q33,466.85	Q8,528.44	Q1,055.60	Q0.00	FIDUCIARIOS				
Q25,011.40	Q25,011.40	Q0.00	Q0.00	29/05/2014	17/05/2015		Q25,011.40	Q5,451.72	Q29,559.68	Q3,860.18	Q322.12	Q0.00	FIDUCIARIOS				
Q25,330.20	Q25,330.20	Q0.00	Q0.00	29/05/2014	17/05/2015		Q25,330.20	Q5,521.19	Q29,899.01	Q3,915.27	Q366.43	Q0.00	FIDUCIARIOS				
Q29,845.40	Q29,845.40	Q0.00	Q0.00	29/05/2014	17/05/2015		Q29,845.40	Q6,505.34	Q33,340.66	Q8,493.76	Q1,053.77	Q0.00	FIDUCIARIOS				
Q22,678.20	Q22,678.20	Q0.00	Q0.00	29/05/2014	17/05/2015		Q22,678.20	Q4,943.12	Q27,621.32	Q3,735.08	Q798.93	Q0.00	FIDUCIARIOS				
Q24,348.40	Q24,348.40	Q0.00	Q0.00	31/05/2014	17/05/2015		Q24,348.40	Q5,307.19	Q29,655.59	Q4,092.50	Q1,492.50	Q0.00	FIDUCIARIOS				
Q26,656.20	Q26,656.20	Q0.00	Q0.00	31/05/2014	17/05/2015		Q26,656.20	Q5,810.21	Q32,466.41	Q4,599.19	Q933.26	Q0.00	FIDUCIARIOS				
Q29,431.40	Q29,431.40	Q0.00	Q0.00	31/05/2014	17/05/2015		Q29,431.40	Q6,415.09	Q35,846.49	Q4,967.56	Q1,031.53	Q0.00	FIDUCIARIOS				
Q24,888.20	Q24,888.20	Q0.00	Q0.00	05/06/2014	16/06/2015	27/07/2015	Q24,888.20	Q5,425.50	Q30,313.70	Q3,769.03	Q1,452.46	Q0.00	FIDUCIARIOS				
Q26,214.20	Q26,214.20	Q0.00	Q0.00	05/06/2014	16/06/2015		Q26,214.20	Q5,714.87	Q31,929.07	Q3,999.43	Q1,557.73	Q0.00	FIDUCIARIOS				
Q23,260.20	Q23,260.20	Q0.00	Q0.00	28/06/2014	16/06/2015		Q23,260.20	Q5,070.60	Q28,330.80	Q3,535.98	Q783.83	Q0.00	FIDUCIARIOS				
Q24,267.40	Q24,267.40	Q0.00	Q0.00	28/06/2014	16/06/2015		Q24,267.40	Q5,290.20	Q29,557.60	Q3,720.00	Q1,415.65	Q0.00	FIDUCIARIOS				
Q25,151.40	Q25,151.40	Q0.00	Q0.00	28/06/2014	16/06/2015		Q25,151.40	Q5,482.88	Q30,634.28	Q3,874.22	Q1,469.25	Q0.00	FIDUCIARIOS				
Q23,604.40	Q23,604.40	Q0.00	Q0.00	28/06/2014	16/06/2015		Q23,604.40	Q5,145.65	Q28,750.05	Q3,636.95	Q900.03	Q0.00	FIDUCIARIOS				
Q23,046.40	Q23,046.40	Q0.00	Q0.00	28/06/2014	16/06/2015		Q23,046.40	Q5,111.95	Q28,158.35	Q3,610.45	Q1,402.45	Q0.00	FIDUCIARIOS				
Q24,839.40	Q24,839.40	Q0.00	Q0.00	28/06/2014	16/06/2015		Q24,839.40	Q5,434.47	Q30,273.87	Q3,895.73	Q1,493.84	Q0.00	FIDUCIARIOS				
Q25,028.20	Q25,028.20	Q0.00	Q0.00	30/06/2014	16/06/2015		Q25,028.20	Q5,455.99	Q29,572.21	Q3,833.78	Q1,457.01	Q0.00	FIDUCIARIOS				
Q25,151.40	Q25,151.40	Q0.00	Q0.00	30/06/2014	16/06/2015	28/11/2017	Q25,151.40	Q5,482.88	Q29,668.52	Q3,874.22	Q1,469.25	Q0.00	FIDUCIARIOS				
Q24,709.40	Q24,709.40	Q0.00	Q0.00	30/06/2014	16/06/2015		Q24,709.40	Q5,386.51	Q29,125.99	Q3,850.12	Q540.76	Q0.00	FIDUCIARIOS				
Q24,046.40	Q24,046.40	Q0.00	Q0.00	30/06/2014	16/06/2015		Q24,046.40	Q5,241.95	Q29,288.35	Q3,714.54	Q567.37	Q0.00	FIDUCIARIOS				
Q24,267.40	Q24,267.40	Q0.00	Q0.00	30/06/2014	16/06/2015		Q24,267.40	Q5,290.20	Q29,557.60	Q3,720.00	Q1,415.65	Q0.00	FIDUCIARIOS				
Q24,144.20	Q24,144.20	Q0.00	Q0.00	30/06/2014	16/06/2015		Q24,144.20	Q5,263.28	Q29,407.48	Q3,702.67	Q1,402.74	Q0.00	FIDUCIARIOS				
Q23,825.40	Q23,825.40	Q0.00	Q0.00	30/06/2014	16/06/2015		Q23,825.40	Q5,193.80	Q29,017.60	Q3,631.60	Q1,170.74	Q0.00	FIDUCIARIOS				
Q23,702.20	Q23,702.20	Q0.00	Q0.00	30/06/2014	16/06/2015		Q23,702.20	Q5,166.97	Q28,869.17	Q3,605.23	Q809.23	Q0.00	FIDUCIARIOS				
Q25,372.40	Q25,372.40	Q0.00	Q0.00	30/06/2014	16/06/2015		Q25,372.40	Q5,531.04	Q30,903.44	Q4,011.13	Q659.48	Q0.00	FIDUCIARIOS				
Q23,825.40	Q23,825.40	Q0.00	Q0.00	30/06/2014	16/06/2015		Q23,825.40	Q5,193.80	Q29,017.60	Q3,631.60	Q1,170.74	Q0.00	FIDUCIARIOS				
Q22,499.40	Q22,499.40	Q0.00	Q0.00	30/06/2014	16/06/2015		Q22,499.40	Q4,904.71	Q27,404.11	Q3,421.40	Q720.50	Q0.00	FIDUCIARIOS				
Q23,923.20	Q23,923.20	Q0.00	Q0.00	28/06/2014	16/06/2015	25/06/2015	Q23,923.20	Q5,215.11	Q29,138.31	Q3,720.00	Q1,170.74	Q0.00	FIDUCIARIOS				
Q23,825.40	Q23,825.40	Q0.00	Q0.00	30/06/2014	16/06/2015		Q23,825.40	Q5,193.80	Q29,017.60	Q3,631.60	Q1,170.74	Q0.00	FIDUCIARIOS				
Q24,046.40	Q24,046.40	Q0.00	Q0.00	30/06/2014	16/06/2015		Q24,046.40	Q5,241.95	Q29,288.35	Q3,714.54	Q567.37	Q0.00	FIDUCIARIOS				
Q23,604.40	Q23,604.40	Q0.00	Q0.00	30/06/2014	16/06/2015		Q23,604.40	Q5,145.65	Q28,750.05	Q3,636.95	Q900.03	Q0.00	FIDUCIARIOS				
Q24,365.20	Q24,365.20	Q0.00	Q0.00	28/06/2014	16/06/2015		Q24,365.20	Q5,311.47	Q29,672.67	Q3,845.31	Q835.05	Q0.00	FIDUCIARIOS				
Q23,383.40	Q23,383.40	Q0.00	Q0.00	28/06/2014	16/06/2015		Q23,383.40	Q5,097.48	Q28,480.88	Q3,579.29	Q804.89	Q0.00	FIDUCIARIOS				
Q23,604.40	Q23,604.40	Q0.00	Q0.00	30/06/2014	16/06/2015		Q23,604.40	Q5,145.65	Q28,750.05	Q3,636.95	Q900.03	Q0.00	FIDUCIARIOS				
Q24,046.40	Q24,046.40	Q0.00	Q0.00	30/06/2014	16/06/2015		Q24,046.40	Q5,241.95	Q29,288.35	Q3,714.54	Q567.37	Q0.00	FIDUCIARIOS				
Q24,488.40	Q24,488.40	Q0.00	Q0.00	30/06/2014	16/06/2015		Q24,488.40	Q5,338.36	Q29,826.76	Q3,881.40	Q836.95	Q0.00	FIDUCIARIOS				
Q23,702.20	Q23,702.20	Q0.00	Q0.00	30/06/2014	16/06/2015		Q23,702.20	Q5,166.97	Q28,869.17	Q3,605.23	Q809.23	Q0.00	FIDUCIARIOS				
Q23,702.20	Q23,702.20	Q0.00	Q0.00	30/06/2014	16/06/2015		Q23,702.20	Q5,166.97	Q28,869.17	Q3,605.23	Q809.23	Q0.00	FIDUCIARIOS				
Q26,575.20	Q26,575.20	Q0.00	Q0.00	30/06/2014	16/06/2015		Q26,575.20	Q5,799.26	Q32,374.46	Q4,011.13	Q636.95	Q0.00	FIDUCIARIOS				
Q25,691.20	Q25,691.20	Q0.00	Q0.00	30/06/2014	16/06/2015		Q25,691.20	Q5,690.55	Q31,381.75	Q3,920.65	Q569.22	Q0.00	FIDUCIARIOS				
Q25,011.40	Q25,011.40	Q0.00	Q0.00	30/06/2014	16/06/2015		Q25,011.40	Q5,452.34	Q30,463.74	Q3,820.97	Q1,456.96	Q0.00	FIDUCIARIOS				
Q27,540.20	Q27,540.20	Q0.00	Q0.00	30/06/2014	16/06/2015		Q27,540.20	Q6,063.41	Q33,603.61	Q4,241.09	Q1,607.54	Q0.00	FIDUCIARIOS				
Q24,667.20	Q24,667.20	Q0.00	Q0.00	30/06/2014	16/06/2015		Q24,667.20	Q5,377.34	Q29,044.54	Q3,936.99	Q840.22	Q0.00	FIDUCIARIOS				
Q27,098.20	Q27,098.20	Q0.00	Q0.00	30/06/2014	16/06/2015		Q27,098.20	Q5,907.29	Q33,005.49	Q4,177.79	Q911.71	Q0.00	FIDUCIARIOS				
Q27,098.20	Q27,098.20	Q0.00	Q0.00	30/06/2014	16/06/2015		Q27,098.20	Q5,907.29	Q33,005.49	Q4,177.79	Q911.71	Q0.00	FIDUCIARIOS				
Q23,825.40	Q23,825.40	Q0.00	Q0.00	30/06/2014	16/06/2015		Q23,825.40	Q5,193.80	Q29,017.60	Q3,631.60	Q1,170.74	Q0.00	FIDUCIARIOS				
Q24,267.40	Q24,267.40	Q0.00	Q0.00	30/06/2014	16/06/2015		Q24,267.40	Q5,290.20	Q29,557.60	Q3,720.00	Q1,415.65	Q0.00	FIDUCIARIOS				
Q25,330.20	Q25,330.20	Q0.00	Q0.00	30/06/2014	16/06/2015		Q25,330.20	Q5,521.19	Q29,899.01	Q3,915.27	Q366.43	Q0.00	FIDUCIARIOS				
Q26,435.20	Q26,435.20	Q0.00	Q0.00	30/06/2014	16/06/2015		Q26,435.20	Q5,765.72	Q32,201.42	Q4,011.13	Q636.95	Q0.00	FIDUCIARIOS				
Q27,558.20	Q27,558.20	Q0.00	Q0.00	30/06/2014	16/06/2015		Q27,558.20	Q6,094.15	Q33,652.35	Q4,241.09	Q1,607.54	Q0.00	FIDUCIARIOS				
Q23,923.20	Q23,923.20	Q0.00	Q0.00	30/06/2014	16/06/2015		Q23,923.20	Q5,215.11	Q29,138.31	Q3,720.00	Q1,170.74	Q0.00	FIDUCIARIOS				
Q27,982.20	Q27,982.20	Q0.00	Q0.00	30/06/2014	16/06/2015		Q27,982.20	Q6,099.97	Q34,082.17	Q4,241.09	Q1,607.54	Q0.00	FIDUCIARIOS				
Q24,807.20	Q24,807.20	Q0.00	Q0.00	30/06/2014	16/06/2015		Q24,807.20	Q5,607.83	Q30,415.03	Q3,969.42	Q841.94	Q0.00	FIDUCIARIOS				
Q25,691.20	Q25,691.20	Q0.00	Q0.00	30/06/2014	16/06/2015		Q25,691.20	Q5,690.55	Q31,381.75	Q3,920.65	Q569.22	Q0.00	FIDUCIARIOS				
Q24,046.40	Q24,046.40	Q0.00	Q0.00	30/06/2014	16/06/2015	23/06/2016	Q24,046.40	Q5,241.95	Q29,288.35	Q3,714.54	Q567.37	Q0.00	FIDUCIARIOS				
Q28,024.40	Q28,024.40	Q0.00	Q0.00	30/06/2014	16/06/2015		Q28,024.40	Q6,109.18	Q34,133.58	Q4,377.70	Q1,632.74	Q0.00	FIDUCIARIOS				
Q24,046.40	Q24,046.40	Q0.00	Q0.00	30/06/2014	16/06/2015		Q24,046.40	Q5,241.95	Q29,288.35	Q3,714.54	Q567.37	Q0.00	FIDUCIARIOS				
Q23,604.40	Q23,604.40	Q0.00	Q0.00	30/06/2014	16/06/2015		Q23,604.40	Q5,145.65	Q28,750.05	Q3,636.95	Q900.03	Q0.00	FIDUCIARIOS				
Q23,481.20	Q23,481.20	Q0.00	Q0.00	30/06/2014	16/06/2015		Q23,481.20	Q4,695.24	Q28,176.44	Q3,603.05	Q1,419.88	Q0.00	FIDUCIARIOS				
Q24,046.40	Q24,046.40	Q0.00	Q0.00	30/06/2014	16/06/2015	20/06/2018	Q24,046.40	Q5,241.95	Q29,288.35	Q3,714.54	Q567.37	Q0.00	FIDUC				



000352

Núm. Cuenta (Aprobado)		Núm. Documento de soporte		Documento Acreditado (de acuerdo a la fecha)		Presentado en la Contabilidad mayo - agosto 2018		Fecha de CANCELACIÓN del Préstamo		Fecha del Préstamo del Préstamo		Fecha del último pago realizado		Saldo Capital		Capital Vigente		Capital Venible		Saldo Intereses		Intereses en mora		Otras Cargas		Tipo de Garantía		Saldo de Capital		Intereses y Mora			
																										Reservaciones		Ajustes		Reservaciones		Ajustes	
Q23,694.40	Q23,694.40	Q0.00	Q0.00	Q0.00	Q0.00	30/07/2014	16/07/2021	Q23,694.40	Q5,145.62	Q18,458.78	Q6,546.51	Q7,831.89	Q0.00	FIDUCIARIOS																			
Q25,151.40	Q25,151.40	Q0.00	Q0.00	Q0.00	Q0.00	29/07/2014	16/07/2021	Q25,151.40	Q5,482.88	Q19,668.52	Q6,974.58	Q8,219.97	Q0.00	FIDUCIARIOS																			
Q25,372.40	Q25,372.40	Q0.00	Q0.00	Q0.00	Q0.00	29/07/2014	16/07/2021	Q25,372.40	Q5,531.10	Q19,841.30	Q7,105.03	Q8,433.33	Q0.00	FIDUCIARIOS																			
Q24,709.40	Q24,709.40	Q0.00	Q0.00	Q0.00	Q0.00	30/07/2014	16/07/2021	Q24,709.40	Q5,205.54	Q19,503.86	Q6,853.64	Q1,373.53	Q0.00	FIDUCIARIOS																			
Q25,691.20	Q25,691.20	Q0.00	Q0.00	Q0.00	Q0.00	30/07/2014	16/07/2021	Q25,691.20	Q5,600.57	Q20,090.63	Q7,126.65	Q8,484.40	Q0.00	FIDUCIARIOS																			
Q25,372.40	Q25,372.40	Q0.00	Q0.00	Q0.00	Q0.00	30/07/2014	16/07/2021	Q25,372.40	Q5,531.10	Q19,841.30	Q7,105.03	Q1,404.54	Q0.00	FIDUCIARIOS																			
Q24,709.40	Q24,709.40	Q0.00	Q0.00	Q0.00	Q0.00	30/07/2014	16/07/2021	Q24,709.40	Q5,205.54	Q19,503.86	Q6,853.64	Q818.37	Q0.00	FIDUCIARIOS																			
Q25,372.40	Q25,372.40	Q0.00	Q0.00	Q0.00	Q0.00	30/07/2014	16/07/2021	Q25,372.40	Q5,531.10	Q19,841.30	Q7,105.03	Q818.33	Q0.00	FIDUCIARIOS																			
Q26,698.40	Q26,698.40	Q0.00	Q0.00	Q0.00	Q0.00	30/07/2014	16/07/2021	Q26,698.40	Q5,820.14	Q20,878.26	Q7,401.21	Q877.90	Q0.00	FIDUCIARIOS																			
Q25,814.40	Q25,814.40	Q0.00	Q0.00	Q0.00	Q0.00	30/07/2014	16/07/2021	Q25,814.40	Q5,627.42	Q20,186.98	Q7,156.53	Q849.99	Q0.00	FIDUCIARIOS																			
Q26,256.40	Q26,256.40	Q0.00	Q0.00	Q0.00	Q0.00	30/07/2014	16/07/2021	Q26,256.40	Q5,723.77	Q20,532.63	Q7,281.25	Q871.47	Q0.00	FIDUCIARIOS																			
Q26,796.20	Q26,796.20	Q0.00	Q0.00	Q0.00	Q0.00	30/07/2014	16/07/2021	Q26,796.20	Q5,844.44	Q20,951.76	Q7,422.19	Q879.07	Q0.00	FIDUCIARIOS																			
Q25,372.40	Q25,372.40	Q0.00	Q0.00	Q0.00	Q0.00	30/07/2014	16/07/2021	Q25,372.40	Q5,531.10	Q19,841.30	Q7,105.03	Q1,404.54	Q0.00	FIDUCIARIOS																			
Q23,694.40	Q23,694.40	Q0.00	Q0.00	Q0.00	Q0.00	30/07/2014	16/07/2021	Q23,694.40	Q5,145.62	Q18,458.78	Q6,546.51	Q783.88	Q0.00	FIDUCIARIOS																			
Q25,151.40	Q25,151.40	Q0.00	Q0.00	Q0.00	Q0.00	30/07/2014	16/07/2021	Q25,151.40	Q5,482.88	Q19,668.52	Q6,974.58	Q821.97	Q0.00	FIDUCIARIOS																			
Q25,393.40	Q25,393.40	Q0.00	Q0.00	Q0.00	Q0.00	30/07/2014	16/07/2021	Q25,393.40	Q5,519.36	Q20,014.14	Q7,097.59	Q816.78	Q0.00	FIDUCIARIOS																			
Q23,825.40	Q23,825.40	Q0.00	Q0.00	Q0.00	Q0.00	30/07/2014	16/07/2021	Q23,825.40	Q5,193.82	Q18,631.58	Q6,609.42	Q787.24	Q0.00	FIDUCIARIOS																			
Q26,477.40	Q26,477.40	Q0.00	Q0.00	Q0.00	Q0.00	30/07/2014	16/07/2021	Q26,477.40	Q5,771.98	Q20,705.42	Q7,318.88	Q1,488.06	Q0.00	FIDUCIARIOS																			
Q26,466.40	Q26,466.40	Q0.00	Q0.00	Q0.00	Q0.00	30/07/2014	16/07/2021	Q26,466.40	Q6,205.53	Q22,260.87	Q7,889.21	Q1,515.69	Q0.00	FIDUCIARIOS																			
Q26,796.20	Q26,796.20	Q0.00	Q0.00	Q0.00	Q0.00	30/07/2014	16/07/2021	Q26,796.20	Q5,844.44	Q20,951.76	Q7,422.19	Q879.07	Q0.00	FIDUCIARIOS																			
Q25,235.20	Q25,235.20	Q0.00	Q0.00	Q0.00	Q0.00	30/07/2014	16/07/2021	Q25,235.20	Q5,498.94	Q19,736.26	Q6,991.13	Q823.83	Q0.00	FIDUCIARIOS																			
Q26,564.20	Q26,564.20	Q0.00	Q0.00	Q0.00	Q0.00	30/07/2014	16/07/2021	Q26,564.20	Q6,236.84	Q22,337.36	Q7,910.20	Q916.69	Q0.00	FIDUCIARIOS																			
Q23,825.40	Q23,825.40	Q0.00	Q0.00	Q0.00	Q0.00	30/07/2014	16/07/2021	Q23,825.40	Q5,193.82	Q18,631.58	Q6,609.42	Q787.24	Q0.00	FIDUCIARIOS																			
Q24,709.40	Q24,709.40	Q0.00	Q0.00	Q0.00	Q0.00	30/07/2014	16/07/2021	Q24,709.40	Q5,366.54	Q19,322.86	Q6,853.64	Q815.33	Q0.00	FIDUCIARIOS																			
Q25,151.40	Q25,151.40	Q0.00	Q0.00	Q0.00	Q0.00	31/07/2014	16/07/2021	Q25,151.40	Q5,482.88	Q19,668.52	Q6,974.58	Q821.96	Q0.00	FIDUCIARIOS																			
Q24,365.20	Q24,365.20	Q0.00	Q0.00	Q0.00	Q0.00	31/07/2014	16/07/2021	Q24,365.20	Q5,311.50	Q19,053.70	Q6,748.38	Q809.69	Q0.00	FIDUCIARIOS																			
Q24,709.40	Q24,709.40	Q0.00	Q0.00	Q0.00	Q0.00	31/07/2014	16/07/2021	Q24,709.40	Q5,386.54	Q19,322.86	Q6,859.59	Q815.32	Q0.00	FIDUCIARIOS																			
Q23,694.40	Q23,694.40	Q0.00	Q0.00	Q0.00	Q0.00	31/07/2014	16/07/2021	Q23,694.40	Q5,145.62	Q18,458.78	Q6,540.99	Q783.87	Q0.00	FIDUCIARIOS																			
Q25,249.20	Q25,249.20	Q0.00	Q0.00	Q0.00	Q0.00	31/07/2014	16/07/2021	Q25,249.20	Q5,504.22	Q19,744.98	Q6,992.50	Q1,396.70	Q0.00	FIDUCIARIOS																			
Q23,823.20	Q23,823.20	Q0.00	Q0.00	Q0.00	Q0.00	31/07/2014	16/07/2021	Q23,823.20	Q5,215.13	Q18,708.07	Q6,515.97	Q1,355.66	Q0.00	FIDUCIARIOS																			
Q27,901.20	Q27,901.20	Q0.00	Q0.00	Q0.00	Q0.00	31/07/2014	16/07/2021	Q27,901.20	Q6,082.36	Q21,818.84	Q6,532.28	Q648.02	Q0.00	FIDUCIARIOS																			
Q27,140.40	Q27,140.40	Q0.00	Q0.00	Q0.00	Q0.00	31/07/2014	16/07/2021	Q27,140.40	Q5,916.49	Q21,225.97	Q6,521.12	Q884.52	Q0.00	FIDUCIARIOS																			
Q25,912.20	Q25,912.20	Q0.00	Q0.00	Q0.00	Q0.00	31/07/2014	16/07/2021	Q25,912.20	Q5,648.73	Q20,263.47	Q6,608.40	Q1,432.69	Q0.00	FIDUCIARIOS																			
Q27,140.40	Q27,140.40	Q0.00	Q0.00	Q0.00	Q0.00	31/07/2014	16/07/2021	Q27,140.40	Q5,916.49	Q21,225.97	Q6,521.12	Q884.52	Q0.00	FIDUCIARIOS																			
Q25,372.40	Q25,372.40	Q0.00	Q0.00	Q0.00	Q0.00	31/07/2014	16/07/2021	Q25,372.40	Q5,531.10	Q19,841.30	Q7,105.03	Q843.33	Q0.00	FIDUCIARIOS																			
Q26,564.20	Q26,564.20	Q0.00	Q0.00	Q0.00	Q0.00	31/07/2014	16/07/2021	Q26,564.20	Q6,236.84	Q22,337.36	Q7,916.68	Q916.68	Q0.00	FIDUCIARIOS																			
Q25,372.40	Q25,372.40	Q0.00	Q0.00	Q0.00	Q0.00	31/07/2014	16/07/2021	Q25,372.40	Q5,531.10	Q19,841.30	Q7,105.03	Q843.33	Q0.00	FIDUCIARIOS																			
Q23,825.40	Q23,825.40	Q0.00	Q0.00	Q0.00	Q0.00	31/07/2014	16/07/2021	Q23,825.40	Q5,193.82	Q18,631.58	Q6,606.48	Q787.23	Q0.00	FIDUCIARIOS																			
Q24,586.20	Q24,586.20	Q0.00	Q0.00	Q0.00	Q0.00	31/07/2014	16/07/2021	Q24,586.20	Q5,359.70	Q19,322.86	Q6,810.24	Q812.96	Q0.00	FIDUCIARIOS																			
Q26,919.40	Q26,919.40	Q0.00	Q0.00	Q0.00	Q0.00	31/07/2014	16/07/2021	Q26,919.40	Q5,868.28	Q21,051.12	Q7,458.80	Q1,491.94	Q0.00	FIDUCIARIOS																			
Q23,825.40	Q23,825.40	Q0.00	Q0.00	Q0.00	Q0.00	31/07/2014	16/07/2021	Q23,825.40	Q5,193.82	Q18,631.58	Q6,606.48	Q787.23	Q0.00	FIDUCIARIOS																			
Q25,551.20	Q25,551.20	Q0.00	Q0.00	Q0.00	Q0.00	28/08/2014	16/08/2021	Q25,551.20	Q5,570.68	Q19,980.52	Q6,975.66	Q816.35	Q0.00	FIDUCIARIOS																			
Q25,249.20	Q25,249.20	Q0.00	Q0.00	Q0.00	Q0.00	28/08/2014	16/08/2021	Q25,249.20	Q5,504.85	Q19,744.35	Q6,885.82	Q812.86	Q0.00	FIDUCIARIOS																			
Q23,824.80	Q23,824.80	Q0.00	Q0.00	Q0.00	Q0.00	28/08/2014	16/08/2021	Q23,824.80	Q5,194.27	Q18,630.53	Q6,505.41	Q1,244.01	Q0.00	FIDUCIARIOS																			
Q25,372.40	Q25,372.40	Q0.00	Q0.00	Q0.00	Q0.00	28/08/2014	16/08/2021	Q25,372.40	Q5,531.70	Q19																							

Monto Cuentas (Euros)	Monto Devoluciones (Euros)	Desembolsos Anticipados (Euros)	Desembolsos en Contingencias (Euros)	Fecha de Cuentas de Pérdida	Fecha del vencimiento de Préstamo	Fecha del último pago realizado	Saldo Capital	Capital Vigente	Capital Pendiente	Saldo Intereses	Intereses en mora	Otros Cargos	Tipos de Garantías	Saldo de Capital			
														Reaportación	Alínea	Reserva sobre	otro
Q23,604 40	Q23,604 40	Q0 00	Q0 00	16/10/2014	16/10/2021		Q23,604 40	Q10,067 15	Q13,537 25	Q5,297 82	Q713 13	Q0 00	FIDUCIARIOS				
Q22,241 40	Q22,241 40	Q0 00	Q0 00	17/10/2014	16/10/2021		Q22,241 40	Q9,754 36	Q13,157 04	Q6,121 10	Q1,996 79	Q0 00	FIDUCIARIOS				
Q22,241 40	Q22,241 40	Q0 00	Q0 00	17/10/2014	16/10/2021		Q22,241 40	Q9,794 36	Q13,157 04	Q6,121 10	Q1,996 79	Q0 00	FIDUCIARIOS				
Q23,604 40	Q23,604 40	Q0 00	Q0 00	17/10/2014	16/10/2021		Q23,604 40	Q10,067 15	Q13,537 25	Q6,295 61	Q713 13	Q0 00	FIDUCIARIOS				
Q24,046 40	Q24,046 40	Q0 00	Q0 00	17/10/2014	16/10/2021		Q24,046 40	Q10,255 68	Q13,790 72	Q6,410 42	Q716 69	Q0 00	FIDUCIARIOS				
Q23,825 40	Q23,825 40	Q0 00	Q0 00	17/10/2014	16/10/2021		Q23,825 40	Q10,161 44	Q13,661 96	Q6,357 15	Q1,149 92	Q0 00	FIDUCIARIOS				
Q23,604 40	Q23,604 40	Q0 00	Q0 00	17/10/2014	16/10/2021		Q23,604 40	Q10,067 15	Q13,537 25	Q6,295 61	Q1,127 34	Q0 00	FIDUCIARIOS				
Q27,582 40	Q27,582 40	Q0 00	Q0 00	17/10/2014	16/10/2021		Q27,582 40	Q11,543 74	Q15,816 66	Q7,554 57	Q1,315 81	Q0 00	FIDUCIARIOS				
Q22,941 40	Q22,941 40	Q0 00	Q0 00	17/10/2014	16/10/2021		Q22,941 40	Q9,784 36	Q13,157 04	Q6,121 10	Q1,996 79	Q0 00	FIDUCIARIOS				
Q25,249 20	Q25,249 20	Q0 00	Q0 00	17/10/2014	16/10/2021		Q25,249 20	Q10,766 60	Q14,480 54	Q6,731 16	Q765 40	Q0 00	FIDUCIARIOS				
Q24,046 40	Q24,046 40	Q0 00	Q0 00	17/10/2014	16/10/2021	14/10/2016	Q24,046 40	Q10,255 68	Q13,790 72	Q6,410 42	Q716 69	Q0 00	FIDUCIARIOS				
Q24,046 40	Q24,046 40	Q0 00	Q0 00	17/10/2014	16/10/2021		Q24,046 40	Q10,255 68	Q13,790 72	Q6,410 42	Q1,147 55	Q0 00	FIDUCIARIOS				
Q25,593 40	Q25,593 40	Q0 00	Q0 00	17/10/2014	16/10/2021		Q25,593 40	Q10,915 47	Q14,677 83	Q6,529 33	Q1,233 39	Q0 00	FIDUCIARIOS				
Q24,709 40	Q24,709 40	Q0 00	Q0 00	17/10/2014	16/10/2021		Q24,709 40	Q10,538 43	Q14,170 97	Q6,593 15	Q358 81	Q0 00	FIDUCIARIOS				
Q23,825 40	Q23,825 40	Q0 00	Q0 00	17/10/2014	16/10/2021	07/09/2016	Q23,825 40	Q10,161 44	Q13,663 96	Q6,357 15	Q716 64	Q0 00	FIDUCIARIOS				
Q24,267 40	Q24,267 40	Q0 00	Q0 00	17/10/2014	16/10/2021		Q24,267 40	Q10,349 90	Q13,917 50	Q6,475 77	Q1,161 54	Q0 00	FIDUCIARIOS				
Q24,046 40	Q24,046 40	Q0 00	Q0 00	17/10/2014	16/10/2021		Q24,046 40	Q10,255 68	Q13,790 72	Q6,410 42	Q716 69	Q0 00	FIDUCIARIOS				
Q24,267 40	Q24,267 40	Q0 00	Q0 00	17/10/2014	16/10/2021		Q24,267 40	Q10,349 90	Q13,917 50	Q6,475 77	Q715 76	Q0 00	FIDUCIARIOS				
Q23,604 40	Q23,604 40	Q0 00	Q0 00	17/10/2014	16/10/2021		Q23,604 40	Q10,067 15	Q13,537 25	Q6,295 61	Q713 13	Q0 00	FIDUCIARIOS				
Q23,481 20	Q23,481 20	Q0 00	Q0 00	17/10/2014	16/10/2021		Q23,481 20	Q10,041 60	Q13,466 60	Q6,259 65	Q1,230 51	Q0 00	FIDUCIARIOS				
Q24,046 40	Q24,046 40	Q0 00	Q0 00	17/10/2014	16/10/2021		Q24,046 40	Q10,255 68	Q13,790 72	Q6,410 42	Q716 69	Q0 00	FIDUCIARIOS				
Q24,709 40	Q24,709 40	Q0 00	Q0 00	17/10/2014	16/10/2021		Q24,709 40	Q10,538 43	Q14,170 97	Q6,593 15	Q1,162 16	Q0 00	FIDUCIARIOS				
Q23,825 40	Q23,825 40	Q0 00	Q0 00	14/11/2014	16/11/2021		Q23,825 40	Q10,162 59	Q13,662 81	Q6,374 91	Q694 01	Q0 00	FIDUCIARIOS				
Q24,046 40	Q24,046 40	Q0 00	Q0 00	14/11/2014	16/11/2021		Q24,046 40	Q10,256 88	Q13,789 52	Q6,327 85	Q696 56	Q0 00	FIDUCIARIOS				
Q24,046 40	Q24,046 40	Q0 00	Q0 00	14/11/2014	16/11/2021		Q24,046 40	Q10,256 88	Q13,789 52	Q6,327 85	Q696 56	Q0 00	FIDUCIARIOS				
Q25,593 40	Q25,593 40	Q0 00	Q0 00	14/11/2014	16/11/2021		Q25,593 40	Q10,916 71	Q14,676 69	Q6,740 79	Q1,167 29	Q0 00	FIDUCIARIOS				
Q22,941 40	Q22,941 40	Q0 00	Q0 00	14/11/2014	16/11/2021		Q22,941 40	Q9,785 59	Q13,155 90	Q6,041 97	Q683 13	Q0 00	FIDUCIARIOS				
Q25,151 40	Q25,151 40	Q0 00	Q0 00	14/11/2014	16/11/2021		Q25,151 40	Q10,728 22	Q14,423 18	Q6,622 01	Q741 13	Q0 00	FIDUCIARIOS				
Q23,604 40	Q23,604 40	Q0 00	Q0 00	14/11/2014	16/11/2021		Q23,604 40	Q10,068 36	Q13,536 04	Q6,213 72	Q691 15	Q0 00	FIDUCIARIOS				
Q24,046 40	Q24,046 40	Q0 00	Q0 00	14/11/2014	16/11/2021		Q24,046 40	Q10,256 60	Q13,789 20	Q6,327 77	Q1,095 26	Q0 00	FIDUCIARIOS				
Q25,814 40	Q25,814 40	Q0 00	Q0 00	14/11/2014	16/11/2021		Q25,814 40	Q11,011 00	Q14,803 40	Q6,796 65	Q1,176 61	Q0 00	FIDUCIARIOS				
Q23,825 40	Q23,825 40	Q0 00	Q0 00	14/11/2014	16/11/2021		Q23,825 40	Q10,162 36	Q13,662 44	Q6,274 81	Q1,088 53	Q0 00	FIDUCIARIOS				
Q23,383 40	Q23,383 40	Q0 00	Q0 00	14/11/2014	16/11/2021		Q23,383 40	Q9,974 07	Q13,409 33	Q6,159 05	Q1,068 84	Q0 00	FIDUCIARIOS				
Q24,046 40	Q24,046 40	Q0 00	Q0 00	14/11/2014	16/11/2021		Q24,046 40	Q10,256 88	Q13,789 52	Q6,327 85	Q696 56	Q0 00	FIDUCIARIOS				
Q23,604 40	Q23,604 40	Q0 00	Q0 00	14/11/2014	16/11/2021		Q23,604 40	Q10,068 36	Q13,536 04	Q6,213 72	Q691 15	Q0 00	FIDUCIARIOS				
Q23,825 40	Q23,825 40	Q0 00	Q0 00	17/11/2014	16/11/2021		Q23,825 40	Q10,162 59	Q13,663 81	Q6,266 69	Q1,088 53	Q0 00	FIDUCIARIOS				
Q22,720 40	Q22,720 40	Q0 00	Q0 00	17/11/2014	16/11/2021		Q22,720 40	Q9,691 27	Q13,079 13	Q5,972 37	Q680 33	Q0 00	FIDUCIARIOS				
Q23,604 40	Q23,604 40	Q0 00	Q0 00	17/11/2014	16/11/2021		Q23,604 40	Q10,068 36	Q13,536 04	Q6,204 99	Q1,075 56	Q0 00	FIDUCIARIOS				
Q23,383 40	Q23,383 40	Q0 00	Q0 00	17/11/2014	16/11/2021		Q23,383 40	Q9,974 07	Q13,409 33	Q6,159 04	Q1,068 84	Q0 00	FIDUCIARIOS				
Q28,466 40	Q28,466 40	Q0 00	Q0 00	17/11/2014	16/11/2021		Q28,466 40	Q12,142 16	Q16,324 24	Q7,482 00	Q1,394 73	Q0 00	FIDUCIARIOS				
Q22,941 40	Q22,941 40	Q0 00	Q0 00	17/11/2014	16/11/2021		Q22,941 40	Q9,785 59	Q13,155 90	Q6,033 48	Q1,046 56	Q0 00	FIDUCIARIOS				
Q23,604 40	Q23,604 40	Q0 00	Q0 00	12/01/2014	16/11/2021		Q23,604 40	Q10,068 36	Q13,536 04	Q6,204 99	Q1,075 56	Q0 00	FIDUCIARIOS				
Q23,604 40	Q23,604 40	Q0 00	Q0 00	17/11/2014	16/11/2021		Q23,604 40	Q10,068 36	Q13,536 04	Q6,204 99	Q691 15	Q0 00	FIDUCIARIOS				
Q22,057 40	Q22,057 40	Q0 00	Q0 00	17/11/2014	16/11/2021		Q22,057 40	Q9,408 45	Q12,648 95	Q5,806 85	Q1,007 18	Q0 00	FIDUCIARIOS				
Q23,604 40	Q23,604 40	Q0 00	Q0 00	17/11/2014	16/11/2021		Q23,604 40	Q10,068 36	Q13,536 04	Q6,204 99	Q1,075 56	Q0 00	FIDUCIARIOS				
Q22,941 40	Q22,941 40	Q0 00	Q0 00	17/11/2014	16/11/2021		Q22,941 40	Q9,785 59	Q13,155 90	Q6,033 48	Q683 10	Q0 00	FIDUCIARIOS				
Q24,045 80	Q24,045 80	Q0 00	Q0 00	17/11/2014	16/11/2021		Q24,045 80	Q10,256 60	Q13,789 20	Q6,318 89	Q1,095 26	Q0 00	FIDUCIARIOS				
Q24,586 20	Q24,586 20	Q0 00	Q0 00	18/11/2014	16/11/2021		Q24,586 20	Q10,471 12	Q14,099 48	Q6,456 87	Q1,117 57	Q0 00	FIDUCIARIOS				
Q23,383 40	Q23,383 40	Q0 00	Q0 00	18/11/2014	16/11/2021		Q23,383 40	Q9,974 07	Q13,409 33	Q6,147 53	Q1,068 84	Q0 00	FIDUCIARIOS				
Q23,720 40	Q23,720 40	Q0 00	Q0 00	18/11/2014	16/11/2021		Q23,720 40	Q9,691 27	Q13,079 13	Q5,969 57	Q680 32	Q0 00	FIDUCIARIOS				
Q24,267 40	Q24,267 40	Q0 00	Q0 00	18/11/2014	16/11/2021		Q24,267 40	Q10,351 13	Q13,916 27	Q6,389 01	Q1,106 21	Q0 00	FIDUCIARIOS				
Q24,046 40	Q24,046 40	Q0 00	Q0 00	18/11/2014	16/11/2021		Q24,046 40	Q10,256 88	Q13,789 52	Q6,316 04	Q696 51	Q0 00	FIDUCIARIOS				
Q22,499 40	Q22,499 40	Q0 00	Q0 00	18/11/2014	16/11/2021		Q22,499 40	Q9,596 96	Q12,902 42	Q5,912 14	Q660 57	Q0 00	FIDUCIARIOS				
Q23,162 40	Q23,162 40	Q0 00	Q0 00	18/11/2014	16/11/2021		Q23,162 40	Q9,879 82	Q13,282 58	Q6,088 10	Q1,055 87	Q0 00	FIDUCIARIOS				
Q23,604 40	Q23,604 40	Q0 00	Q0 00	18/11/2014	16/11/2021		Q23,604 40	Q10,068 36	Q13,536 04	Q6,202 08	Q1,075 56	Q0 00	FIDUCIARIOS				
Q23,825 40	Q23,825 40	Q0 00	Q0 00	18/11/2014	16/11/2021		Q23,825 40	Q10,162 59	Q13,662 81	Q6,261 15	Q693 97	Q0 00	FIDUCIARIOS				
Q24,488 40	Q24,488 40	Q0 00	Q0 00	18/11/2014	16/11/2021		Q24,488 40	Q10,445 41	Q14,045 99	Q6,434 57	Q1,114 94	Q0 00	FIDUCIARIOS				
Q24,709 40	Q24,709 40	Q0 00	Q0 00	18/11/2014	16/11/2021		Q24,709 40	Q10,539 66	Q14,169 72	Q6,495 64	Q735 79	Q0 00	FIDUCIARIOS				
Q23,383 40	Q23,383 40	Q0 00	Q0 00	18/11/2014	16/11/2021		Q23,383 40	Q9,974 07	Q13,409 33	Q6,147 53	Q1,068 84	Q0 00	FIDUCIARIOS				
Q23,604 40	Q23,604 40	Q0 00	Q0 00	19/11/2014	16/11/2021		Q23,604 40	Q10,068 36	Q13,536 04	Q6,199 17	Q691 13	Q0 00	FIDUCIARIOS				
Q25,151 40	Q25,151 40	Q0 00	Q0 00	19/11/2014	16/11/2021		Q25,151 40	Q10,728 22	Q14,423 18	Q6,666 51	Q1,147 59	Q0 00	FIDUCIARIOS				
Q23,941 40	Q23,941 40	Q0 00															


Monto Cuasido (Cuentas)	Monto Devengado (Cuentas)	Determinación (Cuentas)	Prorrateo en el Contabilizar (Cuentas)	Fecha de Cuentas del Ejercicio	Fecha del vencimiento del Préstamo	Fecha de última pago realizado	Saldo Capital	Capital Vigente	Capital Vencido	Saldo Intereses	Intereses en mora	Otros Cargos	Tipo de Garantía	Saldo de Capital		Intereses y Mora	
														Reaportaciones	Ajustes	Reaportaciones	Ajustes
Q23,825.40	Q23,825.40	00.00	00.00	11/12/2014	16/12/2021		Q23,825.40	Q10,162.86	Q13,662.54	Q6,195.53	Q6,72.55	00.00	FIDUCIARIOS				
Q22,818.20	Q22,818.20	00.00	00.00	11/12/2014	16/12/2021		Q22,818.20	99,737.21	Q13,664.99	Q3,847.38	Q987.56	00.00	FIDUCIARIOS				
Q28,129.40	Q28,129.40	00.00	00.00	11/12/2014	16/12/2021		Q28,129.40	Q12,425.32	Q16,704.08	Q7,477.35	Q1,770.83	00.00	FIDUCIARIOS				
Q23,604.40	Q23,604.40	00.00	00.00	11/12/2014	16/12/2021		Q23,604.40	Q10,068.58	Q13,535.82	Q6,135.23	Q1,024.90	00.00	FIDUCIARIOS				
Q23,383.40	Q23,383.40	00.00	00.00	11/12/2014	16/12/2021		Q23,383.40	Q9,974.32	Q13,409.08	Q5,014.91	Q1,016.49	00.00	FIDUCIARIOS				
Q23,807.20	Q23,807.20	00.00	00.00	11/12/2014	16/12/2021		Q23,807.20	Q10,581.65	Q14,225.55	Q6,445.01	Q1,075.01	00.00	FIDUCIARIOS				
Q23,702.20	Q23,702.20	00.00	00.00	11/12/2014	16/12/2021		Q23,702.20	Q10,110.29	Q13,591.91	Q6,157.37	Q1,025.12	00.00	FIDUCIARIOS				
Q23,383.40	Q23,383.40	00.00	00.00	11/12/2014	16/12/2021		Q23,383.40	Q9,974.32	Q13,409.08	Q6,081.16	Q6,647.45	00.00	FIDUCIARIOS				
Q25,028.20	Q25,028.20	00.00	00.00	11/12/2014	16/12/2021		Q25,028.20	Q10,675.88	Q14,353.32	Q6,504.28	Q1,063.74	00.00	FIDUCIARIOS				
Q24,267.40	Q24,267.40	00.00	00.00	11/12/2014	16/12/2021		Q24,267.40	Q10,351.40	Q13,016.00	Q6,111.09	Q707.69	00.00	FIDUCIARIOS				
Q23,604.40	Q23,604.40	00.00	00.00	11/12/2014	16/12/2021		Q23,604.40	Q10,068.58	Q13,535.82	Q6,135.23	Q6,699.90	00.00	FIDUCIARIOS				
Q23,604.40	Q23,604.40	00.00	00.00	11/12/2014	16/12/2021		Q23,604.40	Q10,068.58	Q13,535.82	Q6,135.23	Q6,699.90	00.00	FIDUCIARIOS				
Q23,383.40	Q23,383.40	00.00	00.00	11/12/2014	16/12/2021		Q23,383.40	Q9,974.32	Q13,409.08	Q6,081.16	Q1,016.49	00.00	FIDUCIARIOS				
Q26,256.40	Q26,256.40	00.00	00.00	11/12/2014	16/12/2021		Q26,256.40	Q11,199.79	Q15,056.61	Q6,825.03	Q761.26	00.00	FIDUCIARIOS				
Q26,520.20	Q26,520.20	00.00	00.00	11/12/2014	16/12/2021		Q26,520.20	Q12,592.01	Q16,928.19	Q7,674.60	Q1,283.57	00.00	FIDUCIARIOS				
Q23,260.20	Q23,260.20	00.00	00.00	11/12/2014	16/12/2021		Q23,260.20	Q9,921.79	Q13,336.41	Q6,041.83	Q1,006.33	00.00	FIDUCIARIOS				
Q29,962.20	Q29,962.20	00.00	00.00	11/12/2014	16/12/2021		Q29,962.20	Q12,780.55	Q17,181.65	Q7,796.37	Q655.49	00.00	FIDUCIARIOS				
Q24,365.20	Q24,365.20	00.00	00.00	12/12/2014	16/12/2021		Q24,365.20	Q10,393.11	Q13,972.09	Q6,327.64	Q708.64	00.00	FIDUCIARIOS				
Q28,844.40	Q28,844.40	00.00	00.00	12/12/2014	16/12/2021		Q28,844.40	Q12,738.80	Q17,125.60	Q7,744.42	Q663.73	00.00	FIDUCIARIOS				
Q24,046.40	Q24,046.40	00.00	00.00	12/12/2014	16/12/2021		Q24,046.40	Q10,257.12	Q13,789.28	Q6,248.22	Q674.74	00.00	FIDUCIARIOS				
Q23,604.40	Q23,604.40	00.00	00.00	12/12/2014	16/12/2021		Q23,604.40	Q10,068.58	Q13,535.82	Q6,132.32	Q6,699.90	00.00	FIDUCIARIOS				
Q25,470.20	Q25,470.20	00.00	00.00	12/12/2014	16/12/2021		Q25,470.20	Q10,564.46	Q14,605.74	Q6,614.12	Q1,102.53	00.00	FIDUCIARIOS				
Q23,604.40	Q23,604.40	00.00	00.00	12/12/2014	16/12/2021		Q23,604.40	Q10,068.58	Q13,535.82	Q6,132.32	Q6,699.90	00.00	FIDUCIARIOS				
Q24,046.40	Q24,046.40	00.00	00.00	12/12/2014	16/12/2021		Q24,046.40	Q10,257.12	Q13,789.28	Q6,248.22	Q1,043.65	00.00	FIDUCIARIOS				
Q23,383.40	Q23,383.40	00.00	00.00	12/12/2014	16/12/2021		Q23,383.40	Q9,974.32	Q13,409.08	Q6,078.28	Q657.42	00.00	FIDUCIARIOS				
Q24,709.40	Q24,709.40	00.00	00.00	12/12/2014	16/12/2021		Q24,709.40	Q10,539.93	Q14,169.47	Q6,413.27	Q711.99	00.00	FIDUCIARIOS				
Q28,687.40	Q28,687.40	00.00	00.00	12/12/2014	16/12/2021		Q28,687.40	Q12,236.74	Q16,450.66	Q7,450.24	Q1,252.03	00.00	FIDUCIARIOS				
Q25,024.40	Q25,024.40	00.00	00.00	12/12/2014	16/12/2021		Q25,024.40	Q11,953.95	Q16,070.45	Q7,268.46	Q811.91	00.00	FIDUCIARIOS				
Q24,930.40	Q24,930.40	00.00	00.00	12/12/2014	16/12/2021		Q24,930.40	Q10,634.16	Q14,296.24	Q6,465.83	Q715.44	00.00	FIDUCIARIOS				
Q25,249.20	Q25,249.20	00.00	00.00	12/12/2014	16/12/2021		Q25,249.20	Q10,770.16	Q14,479.04	Q6,548.14	Q719.23	00.00	FIDUCIARIOS				
Q24,807.20	Q24,807.20	00.00	00.00	12/12/2014	16/12/2021		Q24,807.20	Q10,581.65	Q14,225.55	Q6,432.77	Q713.96	00.00	FIDUCIARIOS				
Q24,709.40	Q24,709.40	00.00	00.00	12/12/2014	16/12/2021		Q24,709.40	Q10,539.93	Q14,169.47	Q6,413.27	Q712.99	00.00	FIDUCIARIOS				
Q27,973.20	Q27,973.20	00.00	00.00	12/12/2014	16/12/2021		Q27,973.20	Q11,932.09	Q16,041.11	Q7,257.88	Q811.46	00.00	FIDUCIARIOS				
Q25,470.20	Q25,470.20	00.00	00.00	12/12/2014	16/12/2021		Q25,470.20	Q10,564.46	Q14,605.74	Q6,604.70	Q721.56	00.00	FIDUCIARIOS				
Q25,470.20	Q25,470.20	00.00	00.00	12/12/2014	16/12/2021		Q25,470.20	Q10,564.46	Q14,605.74	Q6,604.70	Q721.56	00.00	FIDUCIARIOS				
Q23,923.20	Q23,923.20	00.00	00.00	12/12/2014	16/12/2021		Q23,923.20	Q10,201.57	Q13,718.63	Q6,205.85	Q673.38	00.00	FIDUCIARIOS				
Q24,267.40	Q24,267.40	00.00	00.00	12/12/2014	16/12/2021	27/03/2017	Q24,267.40	Q10,351.40	Q13,916.00	Q6,299.13	Q690.74	00.00	FIDUCIARIOS				
Q23,113.60	Q23,113.60	00.00	00.00	12/12/2014	16/12/2021		Q23,113.60	Q9,559.22	Q13,254.38	Q5,994.16	Q653.83	00.00	FIDUCIARIOS				
Q23,825.40	Q23,825.40	00.00	00.00	12/12/2014	16/12/2021		Q23,825.40	Q10,162.86	Q13,662.54	Q6,182.79	Q1,037.27	00.00	FIDUCIARIOS				
Q29,962.20	Q29,962.20	00.00	00.00	12/12/2014	16/12/2021		Q29,962.20	Q12,780.55	Q17,181.65	Q7,791.61	Q655.49	00.00	FIDUCIARIOS				
Q23,604.40	Q23,604.40	00.00	00.00	12/12/2014	16/12/2021		Q23,604.40	Q10,068.58	Q13,535.82	Q6,129.59	Q6,699.90	00.00	FIDUCIARIOS				
Q26,575.20	Q26,575.20	00.00	00.00	12/12/2014	16/12/2021	31/01/2018	Q26,575.20	Q11,335.81	Q15,239.39	Q6,898.01	Q1,156.66	00.00	FIDUCIARIOS				
Q26,575.20	Q26,575.20	00.00	00.00	12/12/2014	16/12/2021		Q26,575.20	Q11,335.81	Q15,239.39	Q6,898.01	Q1,156.66	00.00	FIDUCIARIOS				
Q24,046.40	Q24,046.40	00.00	00.00	12/12/2014	16/12/2021	25/12/2015	Q24,046.40	Q10,257.12	Q13,789.28	Q6,246.34	Q674.70	00.00	FIDUCIARIOS				
Q23,825.40	Q23,825.40	00.00	00.00	12/12/2014	16/12/2021		Q23,825.40	Q10,162.86	Q13,662.54	Q6,183.79	Q672.50	00.00	FIDUCIARIOS				
Q25,691.20	Q25,691.20	00.00	00.00	12/12/2014	16/12/2021		Q25,691.20	Q10,958.74	Q14,732.46	Q6,662.29	Q724.18	00.00	FIDUCIARIOS				
Q24,144.20	Q24,144.20	00.00	00.00	12/12/2014	16/12/2021		Q24,144.20	Q10,296.86	Q13,845.31	Q6,259.85	Q675.68	00.00	FIDUCIARIOS				
Q23,162.40	Q23,162.40	00.00	00.00	12/12/2014	16/12/2021		Q23,162.40	Q9,880.04	Q13,283.36	Q3,919.90	Q264.72	00.00	FIDUCIARIOS				
Q23,923.20	Q23,923.20	00.00	00.00	16/12/2014	16/12/2021		Q23,923.20	Q10,204.57	Q13,718.63	Q6,202.93	Q673.38	00.00	FIDUCIARIOS				
Q23,923.20	Q23,923.20	00.00	00.00	16/12/2014	16/12/2021		Q23,923.20	Q10,204.57	Q13,718.63	Q6,202.93	Q1,037.48	00.00	FIDUCIARIOS				
Q24,365.20	Q24,365.20	00.00	00.00	26/12/2014	16/12/2021		Q24,365.20	Q10,393.11	Q13,972.09	Q6,283.64	Q1,056.26	00.00	FIDUCIARIOS				
Q23,825.40	Q23,825.40	00.00	00.00	26/12/2014	16/12/2021	12/11/2018	Q23,825.40	Q10,162.86	Q13,662.54	Q6,151.45	Q1,037.27	00.00	FIDUCIARIOS				
Q24,267.40	Q24,267.40	00.00	00.00	26/12/2014	16/12/2021		Q24,267.40	Q10,351.40	Q13,916.00	Q6,292.17	Q716.21	00.00	FIDUCIARIOS				
Q23,604.40	Q23,604.40	00.00	00.00	26/12/2014	16/12/2021		Q23,604.40	Q10,068.58	Q13,535.82	Q6,091.58	Q1,024.90	00.00	FIDUCIARIOS				
Q23,481.20	Q23,481.20	00.00	00.00	26/12/2014	16/12/2021		Q23,481.20	Q10,016.04	Q13,465.16	Q5,030.29	Q1,018.70	00.00	FIDUCIARIOS				
Q29,066.20	Q29,066.20	00.00	00.00	26/12/2014	16/12/2021	31/08/2018	Q29,066.20	Q12,372.75	Q16,633.45	Q7,480.71	Q1,252.76	00.00	FIDUCIARIOS				
Q23,825.40	Q23,825.40	00.00	00.00	26/12/2014	16/12/2021		Q23,825.40	Q10,162.86	Q13,662.54	Q6,151.45	Q1,037.27	00.00	FIDUCIARIOS				
Q23,825.40	Q23,825.40	00.00	00.00	26/12/2014	16/12/2021		Q23,825.40	Q10,162.86	Q13,662.54	Q6,151.45	Q1,037.27	00.00	FIDUCIARIOS				
Q23,162.40	Q23,162.40	00.00	00.00	29/12/2014	16/12/2021		Q23,162.40	Q9,880.04	Q13,283.36	Q3,919.90	Q647.47	00.00	FIDUCIARIOS				
Q23,702.20	Q23,702.20	00.00	00.00	29/12/2014	16/12/2021		Q23,702.20	Q10,110.29	Q13,591.91	Q6,104.81	Q670.58	00.00	FIDUCIARIOS				
Q24,046.40	Q24,046.40	00.00	00.00	29/12/2014	16/12/2021		Q24,046.40	Q10,257.12	Q13,789.28	Q6,194.99	Q1,043.65	00.00	FIDUCIARIOS				

Año de Ejecución (Año de Inversión)	Monto Disponible (Miles de Dólares)	Monto Disponible (Miles de Dólares)	Desembolsos Autorizados (de mayo a la fecha)	Desembolsos en el Cuatrimestre mayo - agosto 2019	Fecha de Caratula del Preámbulo	Fecha del Informe del Preámbulo	Fecha del Informe Final	Saldo Capital	Capital Vigente	Capital Ventido	Saldo Intereses	Intereses en mora	Otro Cargo	Tipo de Garantía	Saldo de Capital		Intereses en Mora	
															Reservaciones	Ajustes	Reservaciones	Ajustes
Q23,269.20	Q23,269.20	Q0.00	Q0.00	Q0.00	06-03-2014	16-03-2022	Q23,269.20	Q23,269.20	Q11,337.20	Q5,778.46	Q692.41	Q0.00	FIDUCIARIOS					
Q24,267.40	Q24,267.40	Q0.00	Q0.00	Q0.00	06-03-2015	16-03-2022	Q24,267.40	Q24,267.40	Q13,914.78	Q6,056.08	Q629.23	Q0.00	FIDUCIARIOS					
Q24,946.40	Q24,946.40	Q0.00	Q0.00	Q0.00	06-03-2015	16-03-2022	Q24,946.40	Q24,946.40	Q10,255.29	Q13,783.54	Q4,882.40	Q399.55	Q0.00	FIDUCIARIOS				
Q25,782.20	Q25,782.20	Q0.00	Q0.00	Q0.00	20-03-2015	16-03-2022	Q25,782.20	Q25,782.20	Q10,998.83	Q14,783.37	Q6,887.02	Q656.50	Q0.00	FIDUCIARIOS				
Q25,880.20	Q25,880.20	Q0.00	Q0.00	Q0.00	20-03-2015	16-03-2022	Q25,880.20	Q25,880.20	Q11,040.65	Q14,839.55	Q6,108.40	Q956.50	Q0.00	FIDUCIARIOS				
Q27,518.20	Q27,518.20	Q0.00	Q0.00	Q0.00	20-03-2015	16-03-2022	Q27,518.20	Q27,518.20	Q11,739.43	Q15,778.77	Q6,817.51	Q702.21	Q0.00	FIDUCIARIOS				
Q26,582.20	Q26,582.20	Q0.00	Q0.00	Q0.00	20-03-2015	16-03-2022	Q26,582.20	Q26,582.20	Q11,340.09	Q15,242.11	Q6,588.05	Q692.92	Q0.00	FIDUCIARIOS				
Q25,412.20	Q25,412.20	Q0.00	Q0.00	Q0.00	20-03-2015	16-03-2022	Q25,412.20	Q25,412.20	Q10,549.98	Q14,571.22	Q6,294.42	Q652.58	Q0.00	FIDUCIARIOS				
Q25,548.40	Q25,548.40	Q0.00	Q0.00	Q0.00	20-03-2015	16-03-2022	Q25,548.40	Q25,548.40	Q10,599.06	Q14,649.32	Q6,331.07	Q654.27	Q0.00	FIDUCIARIOS				
Q24,710.20	Q24,710.20	Q0.00	Q0.00	Q0.00	20-03-2015	16-03-2022	Q24,710.20	Q24,710.20	Q10,441.50	Q14,185.70	Q6,123.24	Q645.81	Q0.00	FIDUCIARIOS				
Q26,816.20	Q26,816.20	Q0.00	Q0.00	Q0.00	20-03-2015	16-03-2022	Q26,816.20	Q26,816.20	Q11,439.94	Q15,376.26	Q6,638.01	Q694.95	Q0.00	FIDUCIARIOS				
Q26,114.20	Q26,114.20	Q0.00	Q0.00	Q0.00	20-03-2015	16-03-2022	Q26,114.20	Q26,114.20	Q10,445.68	Q15,668.32	Q6,465.44	Q661.00	Q0.00	FIDUCIARIOS				
Q26,114.20	Q26,114.20	Q0.00	Q0.00	Q0.00	20-03-2015	16-03-2022	Q26,114.20	Q26,114.20	Q11,140.46	Q14,973.74	Q6,471.82	Q659.97	Q0.00	FIDUCIARIOS				
Q26,952.40	Q26,952.40	Q0.00	Q0.00	Q0.00	20-03-2015	16-03-2022	Q26,952.40	Q26,952.40	Q11,499.61	Q15,454.36	Q6,675.88	Q696.71	Q0.00	FIDUCIARIOS				
Q26,484.40	Q26,484.40	Q0.00	Q0.00	Q0.00	20-03-2015	16-03-2022	Q26,484.40	Q26,484.40	Q11,298.38	Q15,186.02	Q6,566.66	Q691.93	Q0.00	FIDUCIARIOS				
Q26,114.20	Q26,114.20	Q0.00	Q0.00	Q0.00	20-03-2015	16-03-2022	Q26,114.20	Q26,114.20	Q11,140.46	Q14,973.74	Q6,471.71	Q670.75	Q0.00	FIDUCIARIOS				
Q25,412.20	Q25,412.20	Q0.00	Q0.00	Q0.00	20-03-2015	16-03-2022	Q25,412.20	Q25,412.20	Q10,840.98	Q14,571.22	Q6,294.42	Q640.35	Q0.00	FIDUCIARIOS				
Q26,816.20	Q26,816.20	Q0.00	Q0.00	Q0.00	20-03-2015	16-03-2022	Q26,816.20	Q26,816.20	Q11,439.94	Q15,376.26	Q6,638.01	Q688.77	Q0.00	FIDUCIARIOS				
Q27,654.40	Q27,654.40	Q0.00	Q0.00	Q0.00	20-03-2015	16-03-2022	Q27,654.40	Q27,654.40	Q11,797.52	Q15,856.88	Q6,845.82	Q703.29	Q0.00	FIDUCIARIOS				
Q27,888.40	Q27,888.40	Q0.00	Q0.00	Q0.00	20-03-2015	16-03-2022	Q27,888.40	Q27,888.40	Q11,897.31	Q15,991.06	Q6,912.50	Q705.97	Q0.00	FIDUCIARIOS				
Q26,816.20	Q26,816.20	Q0.00	Q0.00	Q0.00	20-03-2015	16-03-2022	Q26,816.20	Q26,816.20	Q11,439.94	Q15,376.26	Q6,638.01	Q694.95	Q0.00	FIDUCIARIOS				
Q26,114.20	Q26,114.20	Q0.00	Q0.00	Q0.00	20-03-2015	16-03-2022	Q26,114.20	Q26,114.20	Q11,140.46	Q14,973.74	Q6,471.71	Q659.97	Q0.00	FIDUCIARIOS				
Q26,348.20	Q26,348.20	Q0.00	Q0.00	Q0.00	20-03-2015	16-03-2022	Q26,348.20	Q26,348.20	Q11,240.23	Q15,107.92	Q6,524.06	Q674.28	Q0.00	FIDUCIARIOS				
Q26,582.20	Q26,582.20	Q0.00	Q0.00	Q0.00	20-03-2015	16-03-2022	Q26,582.20	Q26,582.20	Q11,340.09	Q15,242.11	Q6,587.34	Q692.91	Q0.00	FIDUCIARIOS				
Q26,952.40	Q26,952.40	Q0.00	Q0.00	Q0.00	20-03-2015	16-03-2022	Q26,952.40	Q26,952.40	Q11,499.61	Q15,454.36	Q6,675.88	Q696.71	Q0.00	FIDUCIARIOS				
Q26,088.40	Q26,088.40	Q0.00	Q0.00	Q0.00	20-03-2015	16-03-2022	Q26,088.40	Q26,088.40	Q11,298.38	Q15,186.02	Q6,566.66	Q691.93	Q0.00	FIDUCIARIOS				
Q25,412.20	Q25,412.20	Q0.00	Q0.00	Q0.00	20-03-2015	16-03-2022	Q25,412.20	Q25,412.20	Q10,840.98	Q14,571.22	Q6,294.42	Q652.58	Q0.00	FIDUCIARIOS				
Q24,944.20	Q24,944.20	Q0.00	Q0.00	Q0.00	20-03-2015	16-03-2022	Q24,944.20	Q24,944.20	Q10,641.32	Q14,302.88	Q6,177.55	Q647.85	Q0.00	FIDUCIARIOS				
Q26,816.20	Q26,816.20	Q0.00	Q0.00	Q0.00	20-03-2015	16-03-2022	Q26,816.20	Q26,816.20	Q11,439.94	Q15,376.26	Q6,638.01	Q694.95	Q0.00	FIDUCIARIOS				
Q27,090.20	Q27,090.20	Q0.00	Q0.00	Q0.00	20-03-2015	16-03-2022	Q27,090.20	Q27,090.20	Q11,539.76	Q15,510.44	Q6,702.54	Q704.39	Q0.00	FIDUCIARIOS				
Q26,816.20	Q26,816.20	Q0.00	Q0.00	Q0.00	20-03-2015	16-03-2022	Q26,816.20	Q26,816.20	Q10,726.48	Q14,689.72	Q6,443.09	Q686.69	Q0.00	FIDUCIARIOS				
Q24,944.20	Q24,944.20	Q0.00	Q0.00	Q0.00	20-03-2015	16-03-2022	Q24,944.20	Q24,944.20	Q10,641.32	Q14,302.88	Q6,177.55	Q622.84	Q0.00	FIDUCIARIOS				
Q24,776.20	Q24,776.20	Q0.00	Q0.00	Q0.00	20-03-2015	16-03-2022	Q24,776.20	Q24,776.20	Q9,790.48	Q14,685.72	Q6,060.37	Q603.73	Q0.00	FIDUCIARIOS				
Q26,114.20	Q26,114.20	Q0.00	Q0.00	Q0.00	20-03-2015	16-03-2022	Q26,114.20	Q26,114.20	Q11,140.46	Q14,973.74	Q6,471.71	Q670.75	Q0.00	FIDUCIARIOS				
Q24,944.20	Q24,944.20	Q0.00	Q0.00	Q0.00	20-03-2015	16-03-2022	Q24,944.20	Q24,944.20	Q10,641.32	Q14,302.88	Q6,177.55	Q622.84	Q0.00	FIDUCIARIOS				
Q25,178.20	Q25,178.20	Q0.00	Q0.00	Q0.00	20-03-2015	16-03-2022	Q25,178.20	Q25,178.20	Q10,741.16	Q14,374.04	Q6,236.74	Q633.42	Q0.00	FIDUCIARIOS				
Q26,114.20	Q26,114.20	Q0.00	Q0.00	Q0.00	20-03-2015	16-03-2022	Q26,114.20	Q26,114.20	Q11,140.46	Q14,973.74	Q6,471.71	Q659.97	Q0.00	FIDUCIARIOS				
Q25,412.20	Q25,412.20	Q0.00	Q0.00	Q0.00	20-03-2015	16-03-2022	Q25,412.20	Q25,412.20	Q10,840.98	Q14,571.22	Q6,294.42	Q652.58	Q0.00	FIDUCIARIOS				
Q25,412.20	Q25,412.20	Q0.00	Q0.00	Q0.00	20-03-2015	16-03-2022	Q25,412.20	Q25,412.20	Q10,840.98	Q14,571.22	Q6,294.42	Q652.58	Q0.00	FIDUCIARIOS				
Q26,816.20	Q26,816.20	Q0.00	Q0.00	Q0.00	20-03-2015	16-03-2022	Q26,816.20	Q26,816.20	Q11,439.94	Q15,376.26	Q6,638.01	Q694.95	Q0.00	FIDUCIARIOS				
Q27,090.20	Q27,090.20	Q0.00	Q0.00	Q0.00	20-03-2015	16-03-2022	Q27,090.20	Q27,090.20	Q11,539.76	Q15,510.44	Q6,702.54	Q697.75	Q0.00	FIDUCIARIOS				
Q26,348.20	Q26,348.20	Q0.00	Q0.00	Q0.00	20-03-2015	16-03-2022	Q26,348.20	Q26,348.20	Q11,240.23	Q15,107.92	Q6,524.06	Q674.28	Q0.00	FIDUCIARIOS				
Q26,816.20	Q26,816.20	Q0.00	Q0.00	Q0.00	21-03-2015	16-03-2022	Q26,816.20	Q26,816.20	Q10,726.48	Q14,689.72	Q6,443.09	Q696.59	Q0.00	FIDUCIARIOS				
Q26,582.20	Q26,582.20	Q0.00	Q0.00	Q0.00	21-03-2015	16-03-2022	Q26,582.20	Q26,582.20	Q10,632.88	Q14,549.32	Q6,591.27	Q694.56	Q0.00	FIDUCIARIOS				
Q26,582.20	Q26,582.20	Q0.00	Q0.00	Q0.00	21-03-2015	16-03-2022	Q26,582.20	Q26,582.20	Q11,340.09	Q15,242.11	Q6,584.06	Q692.90	Q0.00	FIDUCIARIOS				
Q26,114.20	Q26,114.20	Q0.00	Q0.00	Q0.00	21-03-2015	16-03-2022	Q26,114.20	Q26,114.20	Q11,140.46	Q14,973.74	Q6,469.49	Q659.96	Q0.00	FIDUCIARIOS				
Q25,412.20	Q25,412.20	Q0.00	Q0.00	Q0.00	21-03-2015	16-03-2022	Q25,412.20	Q25,412.20	Q10,840.98	Q14,571.22	Q6,291.29	Q640.35	Q0.00	FIDUCIARIOS				
Q25,412.20	Q25,412.20	Q0.00	Q0.00	Q0.00	21-03-2015	16-03-2022	Q25,412.20	Q25,412.20	Q10,840.98	Q14,571.22	Q6,291.29	Q640.35	Q0.00	FIDUCIARIOS				
Q25,412.20	Q25,412.20	Q0.00	Q0.00	Q0.00	23-03-2015	16-03-2022	Q25,412.20	Q25,412.20	Q10,840.98	Q14,571.22	Q6,285.03	Q640.35	Q0.00	FIDUCIARIOS				
Q24,944.20	Q24,944.20	Q0.00	Q0.00	Q0.00	21-03-2015	16-03-2022	Q24,944.20	Q24,944.20	Q10,641.32	Q14,302.88	Q6,174.47	Q622.84	Q0.00	FIDUCIARIOS				
Q26,952.40	Q26,952.40	Q0.00	Q0.00	Q0.00	21-03-2015	16-03-2022	Q26,952.40	Q26,952.40	Q11,499.61	Q15,454.36	Q6,672.56	Q697.76	Q0.00	FIDUCIARIOS				
Q26,816.20	Q26,816.20	Q0.00	Q0.00	Q0.00	21-03-2015	16-03-2022	Q26,816.20	Q26,816.20	Q11,439.94	Q15,376.26	Q6,634.70	Q694.94	Q0.00	FIDUCIARIOS				
Q26,816.20	Q26,816.20	Q0.00	Q0.00	Q0.00	21-03-2015	16-03-2022	Q26,816.20	Q26,816.20	Q11,439.94	Q15,376.26	Q6,634.70	Q694.94	Q0.00	FIDUCIARIOS				
Q26,816.20	Q26,816.20	Q0.00	Q0.00	Q0.00	21-03-2015	16-03-2022	Q26,816.20	Q26,816.20	Q11,439.94	Q15,376.26	Q6,634.70	Q694.94	Q0.00	FIDUCIARIOS				
Q26,582.20	Q26,582.20	Q0.00	Q0.00	Q0.00	21-03-2015	16-03-2022	Q26,582.20	Q26,582.20	Q11,340.09	Q15,242.11	Q6,584.06	Q692.90	Q0.00	FIDUCIARIOS				
Q25,890.20	Q25,890.20	Q0.00	Q0.00	Q0.00	23-03-2015	16-03-2022	Q25,890.20	Q25,890.20	Q11,040.65	Q14,839.55	Q6,398.83	Q656.50	Q0.00	FIDUCIARIOS				
Q26,114.20	Q26,114.20	Q0.00	Q0.00	Q0.00	21-04-2015	16-04-2022	Q26,114.20	Q2										

Monto Cancelado (Ecuador)	Monto Desembolsado (sin cancelar)	Dividendos Acumulados 2013 (de enero a la fecha)	Dividendos a Pagar (de mayo - agosto 2013)	Fecha de Cancelación del Dividendo	Fecha del último pago realizado	Saldo Capital	Capital Vigente	Capital Vencido	Saldo Interés	Intereses en mora	Otros Cargos	Tipo de Garantía	Saldo de Capital			
													Reprogramación	Ajustes	Reprogramación	Ajustes
Q26,348.20	Q26,348.20	Q0.00	Q0.00	07/05/2015	16/05/2022	Q26,348.20	Q11,239.84	Q15,108.36	Q6,308.19	Q643.13	Q0.00	FIDUCIARIOS				
Q25,412.20	Q25,412.20	Q0.00	Q0.00	07/05/2015	16/05/2022	Q25,412.20	Q10,840.57	Q14,571.63	Q6,143.28	Q607.72	Q0.00	FIDUCIARIOS				
Q25,314.40	Q25,314.40	Q0.00	Q0.00	07/05/2015	16/05/2022	Q25,314.40	Q10,785.86	Q14,526.54	Q6,131.56	Q606.99	Q0.00	FIDUCIARIOS				
Q25,646.20	Q25,646.20	Q0.00	Q0.00	07/05/2015	16/05/2022	Q25,646.20	Q10,840.57	Q14,705.81	Q6,200.53	Q625.17	Q0.00	FIDUCIARIOS				
Q26,484.40	Q26,484.40	Q0.00	Q0.00	07/05/2015	16/05/2022	Q26,484.40	Q11,297.97	Q15,186.43	Q6,404.76	Q644.61	Q0.00	FIDUCIARIOS				
Q25,412.20	Q25,412.20	Q0.00	Q0.00	07/05/2015	16/05/2022	Q25,412.20	Q10,840.57	Q14,571.63	Q6,143.28	Q607.72	Q0.00	FIDUCIARIOS				
Q25,292.40	Q25,292.40	Q0.00	Q0.00	07/05/2015	16/05/2022	Q25,292.40	Q12,495.82	Q16,796.58	Q7,082.19	Q711.92	Q0.00	FIDUCIARIOS				
Q25,412.20	Q25,412.20	Q0.00	Q0.00	08/05/2015	16/05/2022	Q25,412.20	Q10,840.57	Q14,571.63	Q6,143.28	Q607.72	Q0.00	FIDUCIARIOS				
Q27,284.20	Q27,284.20	Q0.00	Q0.00	08/05/2015	16/05/2022	Q27,284.20	Q11,639.13	Q15,645.07	Q6,587.10	Q666.63	Q0.00	FIDUCIARIOS				
Q25,178.20	Q25,178.20	Q0.00	Q0.00	08/05/2015	16/05/2022	Q25,178.20	Q10,740.76	Q14,437.44	Q6,084.44	Q605.77	Q0.00	FIDUCIARIOS				
Q25,412.20	Q25,412.20	Q0.00	Q0.00	08/05/2015	16/05/2022	Q25,412.20	Q10,164.88	Q15,247.32	Q6,147.84	Q609.26	Q0.00	FIDUCIARIOS				
Q26,348.20	Q26,348.20	Q0.00	Q0.00	11/05/2015	16/05/2022	Q26,348.20	Q11,239.84	Q15,108.36	Q6,149.79	Q610.77	Q0.00	FIDUCIARIOS				
Q25,412.20	Q25,412.20	Q0.00	Q0.00	12/05/2015	16/05/2022	Q25,412.20	Q10,766.53	Q14,510.57	Q6,186.28	Q614.35	Q0.00	FIDUCIARIOS				
Q25,412.20	Q25,412.20	Q0.00	Q0.00	12/05/2015	16/05/2022	Q25,412.20	Q10,840.57	Q14,571.63	Q6,127.63	Q607.67	Q0.00	FIDUCIARIOS				
Q27,284.20	Q27,284.20	Q0.00	Q0.00	12/05/2015	16/05/2022	Q27,284.20	Q11,639.13	Q15,645.07	Q6,573.66	Q651.19	Q0.00	FIDUCIARIOS				
Q27,450.40	Q27,450.40	Q0.00	Q0.00	12/05/2015	16/05/2022	Q27,450.40	Q11,697.23	Q15,723.17	Q6,615.98	Q652.76	Q0.00	FIDUCIARIOS				
Q25,412.20	Q25,412.20	Q0.00	Q0.00	12/05/2015	16/05/2022	Q25,412.20	Q10,840.57	Q14,571.63	Q6,127.63	Q607.67	Q0.00	FIDUCIARIOS				
Q26,718.40	Q26,718.40	Q0.00	Q0.00	12/05/2015	16/05/2022	Q26,718.40	Q11,397.79	Q15,320.61	Q6,442.54	Q646.60	Q0.00	FIDUCIARIOS				
Q25,412.20	Q25,412.20	Q0.00	Q0.00	12/05/2015	16/05/2022	Q25,412.20	Q10,840.57	Q14,571.63	Q6,127.63	Q607.67	Q0.00	FIDUCIARIOS				
Q26,932.40	Q26,932.40	Q0.00	Q0.00	12/05/2015	16/05/2022	Q26,932.40	Q11,497.69	Q15,484.89	Q6,499.63	Q648.48	Q0.00	FIDUCIARIOS				
Q25,178.20	Q25,178.20	Q0.00	Q0.00	12/05/2015	16/05/2022	Q25,178.20	Q10,740.76	Q14,437.44	Q6,072.04	Q609.73	Q0.00	FIDUCIARIOS				
Q25,080.40	Q25,080.40	Q0.00	Q0.00	12/05/2015	16/05/2022	Q25,080.40	Q10,699.94	Q14,381.36	Q6,052.51	Q604.93	Q0.00	FIDUCIARIOS				
Q27,420.40	Q27,420.40	Q0.00	Q0.00	12/05/2015	16/05/2022	Q27,420.40	Q11,697.23	Q15,723.17	Q6,615.98	Q652.76	Q0.00	FIDUCIARIOS				
Q25,314.40	Q25,314.40	Q0.00	Q0.00	15/05/2015	16/05/2022	Q25,314.40	Q10,785.86	Q14,515.54	Q6,096.69	Q606.99	Q0.00	FIDUCIARIOS				
Q26,582.20	Q26,582.20	Q0.00	Q0.00	15/05/2015	16/05/2022	Q26,582.20	Q11,339.69	Q15,242.51	Q6,409.91	Q645.18	Q0.00	FIDUCIARIOS				
Q25,178.20	Q25,178.20	Q0.00	Q0.00	15/05/2015	16/05/2022	Q25,178.20	Q10,740.76	Q14,437.44	Q6,062.74	Q612.84	Q0.00	FIDUCIARIOS				
Q28,824.40	Q28,824.40	Q0.00	Q0.00	15/05/2015	16/05/2022	Q28,824.40	Q12,296.16	Q16,528.22	Q6,911.88	Q693.71	Q0.00	FIDUCIARIOS				
Q25,412.20	Q25,412.20	Q0.00	Q0.00	15/05/2015	16/05/2022	Q25,412.20	Q10,840.57	Q14,571.63	Q6,118.24	Q609.63	Q0.00	FIDUCIARIOS				
Q26,348.20	Q26,348.20	Q0.00	Q0.00	15/05/2015	16/05/2022	Q26,348.20	Q11,239.84	Q15,108.36	Q6,142.19	Q613.03	Q0.00	FIDUCIARIOS				
Q25,412.20	Q25,412.20	Q0.00	Q0.00	15/05/2015	16/05/2022	Q25,412.20	Q12,238.09	Q16,450.11	Q6,914.20	Q691.72	Q0.00	FIDUCIARIOS				
Q26,816.20	Q26,816.20	Q0.00	Q0.00	15/05/2015	16/05/2022	Q26,816.20	Q11,439.50	Q15,276.70	Q6,453.60	Q647.06	Q0.00	FIDUCIARIOS				
Q25,178.20	Q25,178.20	Q0.00	Q0.00	20/05/2015	16/05/2022	Q25,178.20	Q10,740.76	Q14,437.44	Q6,047.24	Q605.63	Q0.00	FIDUCIARIOS				
Q26,582.20	Q26,582.20	Q0.00	Q0.00	20/05/2015	16/05/2022	Q26,582.20	Q11,339.69	Q15,242.51	Q6,387.79	Q645.32	Q0.00	FIDUCIARIOS				
Q27,080.20	Q27,080.20	Q0.00	Q0.00	20/05/2015	16/05/2022	Q27,080.20	Q11,539.32	Q15,510.88	Q6,498.32	Q649.28	Q0.00	FIDUCIARIOS				
Q27,518.20	Q27,518.20	Q0.00	Q0.00	20/05/2015	16/05/2022	Q27,518.20	Q11,738.96	Q15,779.24	Q6,610.53	Q653.41	Q0.00	FIDUCIARIOS				
Q24,846.40	Q24,846.40	Q0.00	Q0.00	20/05/2015	16/05/2022	Q24,846.40	Q10,599.20	Q14,247.20	Q5,969.88	Q602.51	Q0.00	FIDUCIARIOS				
Q26,932.40	Q26,932.40	Q0.00	Q0.00	20/05/2015	16/05/2022	Q26,932.40	Q11,497.69	Q15,484.89	Q6,473.07	Q646.18	Q0.00	FIDUCIARIOS				
Q25,412.20	Q25,412.20	Q0.00	Q0.00	20/05/2015	16/05/2022	Q25,412.20	Q10,840.57	Q14,571.63	Q6,102.59	Q607.57	Q0.00	FIDUCIARIOS				
Q25,412.20	Q25,412.20	Q0.00	Q0.00	20/05/2015	16/05/2022	Q25,412.20	Q10,840.57	Q14,571.63	Q6,102.59	Q607.57	Q0.00	FIDUCIARIOS				
Q25,178.20	Q25,178.20	Q0.00	Q0.00	20/05/2015	16/05/2022	Q25,178.20	Q10,740.76	Q14,437.44	Q6,047.24	Q605.63	Q0.00	FIDUCIARIOS				
Q24,944.20	Q24,944.20	Q0.00	Q0.00	20/05/2015	16/05/2022	Q24,944.20	Q10,640.91	Q14,303.29	Q5,990.70	Q603.32	Q0.00	FIDUCIARIOS				
Q25,314.40	Q25,314.40	Q0.00	Q0.00	20/05/2015	16/05/2022	Q25,314.40	Q10,785.86	Q14,515.54	Q6,080.90	Q606.84	Q0.00	FIDUCIARIOS				
Q26,582.20	Q26,582.20	Q0.00	Q0.00	30/05/2015	16/05/2022	Q26,582.20	Q11,339.69	Q15,242.51	Q6,387.51	Q645.32	Q0.00	FIDUCIARIOS				
Q27,518.20	Q27,518.20	Q0.00	Q0.00	30/05/2015	16/05/2022	Q27,518.20	Q11,738.96	Q15,779.24	Q6,610.53	Q653.41	Q0.00	FIDUCIARIOS				
Q27,752.20	Q27,752.20	Q0.00	Q0.00	30/05/2015	16/05/2022	Q27,752.20	Q11,838.84	Q15,913.40	Q6,667.18	Q659.17	Q0.00	FIDUCIARIOS				
Q25,178.20	Q25,178.20	Q0.00	Q0.00	30/05/2015	16/05/2022	Q25,178.20	Q10,740.76	Q14,437.44	Q6,047.24	Q605.63	Q0.00	FIDUCIARIOS				
Q26,348.20	Q26,348.20	Q0.00	Q0.00	30/05/2015	16/05/2022	Q26,348.20	Q11,239.84	Q15,108.36	Q6,125.94	Q619.18	Q0.00	FIDUCIARIOS				
Q26,816.20	Q26,816.20	Q0.00	Q0.00	30/05/2015	16/05/2022	Q26,816.20	Q11,439.50	Q15,276.70	Q6,437.05	Q643.48	Q0.00	FIDUCIARIOS				
Q26,340.40	Q26,340.40	Q0.00	Q0.00	30/05/2015	16/05/2022	Q26,340.40	Q11,199.12	Q15,052.28	Q6,305.40	Q626.80	Q0.00	FIDUCIARIOS				
Q25,646.20	Q25,646.20	Q0.00	Q0.00	30/05/2015	16/05/2022	Q25,646.20	Q10,840.57	Q14,705.81	Q6,159.45	Q619.16	Q0.00	FIDUCIARIOS				
Q25,178.20	Q25,178.20	Q0.00	Q0.00	30/05/2015	16/05/2022	Q25,178.20	Q10,740.76	Q14,437.44	Q6,047.24	Q605.63	Q0.00	FIDUCIARIOS				
Q25,178.20	Q25,178.20	Q0.00	Q0.00	30/05/2015	16/05/2022	Q25,178.20	Q10,740.76	Q14,437.44	Q6,047.24	Q605.63	Q0.00	FIDUCIARIOS				
Q25,412.20	Q25,412.20	Q0.00	Q0.00	30/05/2015	16/05/2022	Q25,412.20	Q10,840.57	Q14,571.63	Q6,102.59	Q607.57	Q0.00	FIDUCIARIOS				
Q25,412.20	Q25,412.20	Q0.00	Q0.00	30/05/2015	16/05/2022	Q25,412.20	Q10,840.57	Q14,571.63	Q6,102.59	Q607.57	Q0.00	FIDUCIARIOS				
Q26,582.20	Q26,582.20	Q0.00	Q0.00	30/05/2015	16/05/2022	Q26,582.20	Q11,339.69	Q15,242.51	Q6,387.51	Q645.32	Q0.00	FIDUCIARIOS				
Q24,944.20	Q24,944.20	Q0.00	Q0.00	30/05/2015	16/05/2022	Q24,944.20	Q10,640.91	Q14,303.29	Q5,991.19	Q603.32	Q0.00	FIDUCIARIOS				
Q28,220.20	Q28,220.20	Q0.00	Q0.00	30/05/2015	16/05/2022	Q28,220.20	Q12,028.41	Q16,181.77	Q6,718.49	Q674.47	Q0.00	FIDUCIARIOS				
Q25,646.20	Q25,646.20	Q0.00	Q0.00	30/05/2015	16/05/2022	Q25,646.20	Q10,840.57	Q14,705.81	Q6,159.45	Q619.16	Q0.00	FIDUCIARIOS				
Q25,782.40	Q25,782.40	Q0.00	Q0.00	30/05/2015	16/05/2022	Q25,782.40	Q10,995.49	Q14,783.91	Q6,193.19	Q610.73	Q0.00	FIDUCIARIOS				
Q25,080.40	Q25,080.40	Q0.00	Q0.00	30/05/2015	16/05/2022	Q25,080.40	Q10,699.94	Q14,381.36	Q6,027.79	Q604.84	Q0.00	FIDUCIARIOS				
Q26,582.20	Q26,582.20	Q0.00	Q0.00	30/05/2015	16/05/2022	Q26,582.20	Q11,339.69	Q15,242.51	Q6,387.81	Q639.86	Q0.00	FIDUCIARIOS				
Q25,412.20	Q25,412.20	Q0.00	Q0.00	30/05/2015	16/05/2022	Q25,412.20	Q10,840.57	Q14,571.63	Q6,083.81	Q607.50	Q0.00	FIDUCIARIOS				
Q26,582.20	Q26,582.20	Q0.00	Q0.00	30/05/2015	16/05/2022	Q26,582.20	Q11,339.69	Q15,242.51	Q6,387.81	Q639.86	Q0.00	F				

Monto Capital (Aprobado)	Monto Disponible de años anteriores	Diferencial Actualizado año 2018 (de cargo a la fecha)	Diferencial de Capitalización por Capital 2018	Fecha de Convenio del Crédito	Fecha del vencimiento del Crédito	Fecha del último pago realizado	Saldo Capital	Capital Vigente	Capital Usado	Saldo Intereses	Intereses en mora	Otras Cargas	Tipo de Garantía	Saldo de Capital		Intereses y Moras	
														Reprogramación	Ajustes	Reprogramación	Ajustes
Q25,646.20	Q25,646.20	Q0.00	Q0.00	15/07/2015	16/07/2022		Q25,646.20	Q10,939.51	Q14,706.69	Q5,982.43	Q728.75	Q0.00	FIDUCIARIOS				
Q25,178.20	Q25,178.20	Q0.00	Q0.00	15/07/2015	16/07/2022		Q25,178.20	Q10,739.88	Q14,438.32	Q5,873.72	Q560.83	Q0.00	FIDUCIARIOS				
Q25,646.20	Q25,646.20	Q0.00	Q0.00	15/07/2015	16/07/2022		Q25,646.20	Q10,939.51	Q14,706.69	Q5,982.43	Q564.71	Q0.00	FIDUCIARIOS				
Q24,944.20	Q24,944.20	Q0.00	Q0.00	15/07/2015	16/07/2022		Q24,944.20	Q10,640.09	Q14,304.11	Q5,818.38	Q558.83	Q0.00	FIDUCIARIOS				
Q26,348.20	Q26,348.20	Q0.00	Q0.00	15/07/2015	16/07/2022		Q26,348.20	Q11,238.96	Q15,109.24	Q6,143.65	Q595.85	Q0.00	FIDUCIARIOS				
Q26,816.20	Q26,816.20	Q0.00	Q0.00	15/07/2015	16/07/2022		Q26,816.20	Q11,438.58	Q15,377.62	Q6,251.88	Q599.61	Q0.00	FIDUCIARIOS				
Q25,646.20	Q25,646.20	Q0.00	Q0.00	15/07/2015	16/07/2022		Q25,646.20	Q10,939.51	Q14,706.69	Q5,982.43	Q564.71	Q0.00	FIDUCIARIOS				
Q25,412.20	Q25,412.20	Q0.00	Q0.00	23/07/2015	16/07/2022		Q25,412.20	Q10,839.70	Q14,572.50	Q5,901.81	Q562.66	Q0.00	FIDUCIARIOS				
Q24,944.20	Q24,944.20	Q0.00	Q0.00	23/07/2015	16/07/2022		Q24,944.20	Q10,640.09	Q14,304.11	Q5,796.82	Q558.74	Q0.00	FIDUCIARIOS				
Q25,178.20	Q25,178.20	Q0.00	Q0.00	23/07/2015	16/07/2022		Q25,178.20	Q10,739.88	Q14,438.32	Q5,848.92	Q560.76	Q0.00	FIDUCIARIOS				
Q25,782.40	Q25,782.40	Q0.00	Q0.00	23/07/2015	16/07/2022		Q25,782.40	Q10,897.62	Q14,784.78	Q5,992.60	Q565.70	Q0.00	FIDUCIARIOS				
Q25,548.40	Q25,548.40	Q0.00	Q0.00	23/07/2015	16/07/2022		Q25,548.40	Q10,897.62	Q14,650.59	Q5,940.28	Q563.84	Q0.00	FIDUCIARIOS				
Q25,412.20	Q25,412.20	Q0.00	Q0.00	23/07/2015	16/07/2022		Q25,412.20	Q10,839.70	Q14,572.50	Q5,904.81	Q562.66	Q0.00	FIDUCIARIOS				
Q25,880.20	Q25,880.20	Q0.00	Q0.00	23/07/2015	16/07/2022		Q25,880.20	Q11,039.33	Q14,840.87	Q6,012.62	Q566.39	Q0.00	FIDUCIARIOS				
Q25,412.20	Q25,412.20	Q0.00	Q0.00	23/07/2015	16/07/2022		Q25,412.20	Q10,839.70	Q14,572.50	Q5,904.81	Q562.66	Q0.00	FIDUCIARIOS				
Q27,384.20	Q27,384.20	Q0.00	Q0.00	23/07/2015	16/07/2022		Q27,384.20	Q11,638.33	Q15,645.87	Q6,343.54	Q603.37	Q0.00	FIDUCIARIOS				
Q25,880.20	Q25,880.20	Q0.00	Q0.00	23/07/2015	16/07/2022		Q25,880.20	Q11,039.33	Q14,840.87	Q6,012.62	Q566.39	Q0.00	FIDUCIARIOS				
Q25,880.20	Q25,880.20	Q0.00	Q0.00	23/07/2015	16/07/2022		Q25,880.20	Q11,039.33	Q14,840.87	Q6,012.62	Q566.39	Q0.00	FIDUCIARIOS				
Q26,114.20	Q26,114.20	Q0.00	Q0.00	23/07/2015	16/07/2022		Q26,114.20	Q11,139.14	Q14,975.06	Q6,068.10	Q579.38	Q0.00	FIDUCIARIOS				
Q24,944.20	Q24,944.20	Q0.00	Q0.00	23/07/2015	16/07/2022		Q24,944.20	Q10,640.09	Q14,304.11	Q5,796.82	Q558.74	Q0.00	FIDUCIARIOS				
Q25,178.20	Q25,178.20	Q0.00	Q0.00	23/07/2015	16/07/2022		Q25,178.20	Q10,739.88	Q14,438.32	Q5,832.02	Q560.77	Q0.00	FIDUCIARIOS				
Q26,484.40	Q26,484.40	Q0.00	Q0.00	23/07/2015	16/07/2022		Q26,484.40	Q11,297.06	Q15,187.34	Q6,133.09	Q582.32	Q0.00	FIDUCIARIOS				
Q24,242.20	Q24,242.20	Q0.00	Q0.00	23/07/2015	16/07/2022		Q24,242.20	Q10,340.62	Q13,891.58	Q5,683.72	Q491.33	Q0.00	FIDUCIARIOS				
Q25,412.20	Q25,412.20	Q0.00	Q0.00	23/07/2015	16/07/2022		Q25,412.20	Q10,839.70	Q14,572.50	Q5,901.81	Q562.66	Q0.00	FIDUCIARIOS				
Q25,178.20	Q25,178.20	Q0.00	Q0.00	23/07/2015	16/07/2022		Q25,178.20	Q10,739.88	Q14,438.32	Q5,848.92	Q561.27	Q0.00	FIDUCIARIOS				
Q26,250.40	Q26,250.40	Q0.00	Q0.00	23/07/2015	16/07/2022		Q26,250.40	Q11,187.25	Q15,053.13	Q6,097.62	Q545.50	Q0.00	FIDUCIARIOS				
Q25,412.20	Q25,412.20	Q0.00	Q0.00	23/07/2015	16/07/2022		Q25,412.20	Q10,839.70	Q14,572.50	Q5,901.81	Q562.66	Q0.00	FIDUCIARIOS				
Q25,880.20	Q25,880.20	Q0.00	Q0.00	23/07/2015	16/07/2022		Q25,880.20	Q11,039.33	Q14,840.87	Q6,069.43	Q566.38	Q0.00	FIDUCIARIOS				
Q25,880.20	Q25,880.20	Q0.00	Q0.00	23/07/2015	16/07/2022		Q25,880.20	Q11,039.33	Q14,840.87	Q6,069.43	Q566.38	Q0.00	FIDUCIARIOS				
Q27,888.40	Q27,888.40	Q0.00	Q0.00	23/07/2015	16/07/2022		Q27,888.40	Q11,895.94	Q15,892.46	Q6,481.13	Q619.17	Q0.00	FIDUCIARIOS				
Q24,944.20	Q24,944.20	Q0.00	Q0.00	23/07/2015	16/07/2022		Q24,944.20	Q10,640.09	Q14,304.11	Q5,793.74	Q558.73	Q0.00	FIDUCIARIOS				
Q26,484.40	Q26,484.40	Q0.00	Q0.00	23/07/2015	16/07/2022		Q26,484.40	Q11,297.06	Q15,187.34	Q6,133.09	Q582.32	Q0.00	FIDUCIARIOS				
Q26,114.20	Q26,114.20	Q0.00	Q0.00	23/07/2015	16/07/2022		Q26,114.20	Q11,139.14	Q14,975.06	Q6,064.88	Q579.37	Q0.00	FIDUCIARIOS				
Q26,114.20	Q26,114.20	Q0.00	Q0.00	23/07/2015	16/07/2022		Q26,114.20	Q11,139.14	Q14,975.06	Q6,064.88	Q579.37	Q0.00	FIDUCIARIOS				
Q25,412.20	Q25,412.20	Q0.00	Q0.00	23/07/2015	16/07/2022		Q25,412.20	Q10,839.70	Q14,572.50	Q5,901.81	Q562.66	Q0.00	FIDUCIARIOS				
Q27,050.20	Q27,050.20	Q0.00	Q0.00	23/07/2015	16/07/2022		Q27,050.20	Q11,538.41	Q15,511.79	Q6,384.71	Q601.68	Q0.00	FIDUCIARIOS				
Q25,016.40	Q25,016.40	Q0.00	Q0.00	23/07/2015	16/07/2022		Q25,016.40	Q11,097.44	Q14,918.96	Q6,045.36	Q567.63	Q0.00	FIDUCIARIOS				
Q24,944.20	Q24,944.20	Q0.00	Q0.00	23/07/2015	16/07/2022		Q24,944.20	Q10,640.09	Q14,304.11	Q5,793.74	Q558.73	Q0.00	FIDUCIARIOS				
Q25,548.40	Q25,548.40	Q0.00	Q0.00	23/07/2015	16/07/2022		Q25,548.40	Q10,897.62	Q14,650.59	Q5,927.13	Q578.23	Q0.00	FIDUCIARIOS				
Q25,646.20	Q25,646.20	Q0.00	Q0.00	23/07/2015	16/07/2022		Q25,646.20	Q10,939.51	Q14,706.69	Q5,957.18	Q578.23	Q0.00	FIDUCIARIOS				
Q25,646.20	Q25,646.20	Q0.00	Q0.00	23/07/2015	16/07/2022		Q25,646.20	Q10,939.51	Q14,706.69	Q5,957.18	Q578.23	Q0.00	FIDUCIARIOS				
Q25,646.20	Q25,646.20	Q0.00	Q0.00	23/07/2015	16/07/2022		Q25,646.20	Q10,939.51	Q14,706.69	Q5,957.18	Q578.23	Q0.00	FIDUCIARIOS				
Q25,646.20	Q25,646.20	Q0.00	Q0.00	23/07/2015	16/07/2022		Q25,646.20	Q10,939.51	Q14,706.69	Q5,957.18	Q578.23	Q0.00	FIDUCIARIOS				
Q25,646.20	Q25,646.20	Q0.00	Q0.00	23/07/2015	16/07/2022		Q25,646.20	Q10,939.51	Q14,706.69	Q5,957.18	Q578.23	Q0.00	FIDUCIARIOS				
Q25,646.20	Q25,646.20	Q0.00	Q0.00	23/07/2015	16/07/2022		Q25,646.20	Q10,939.51	Q14,706.69	Q5,957.18	Q578.23	Q0.00	FIDUCIARIOS				
Q25,646.20	Q25,646.20	Q0.00	Q0.00	23/07/2015	16/07/2022		Q25,646.20	Q10,939.51	Q14,706.69	Q5,957.18	Q578.23	Q0.00	FIDUCIARIOS				
Q25,646.20	Q25,646.20	Q0.00	Q0.00	23/07/2015	16/07/2022		Q25,646.20	Q10,939.51	Q14,706.69	Q5,957.18	Q578.23	Q0.00	FIDUCIARIOS				
Q25,646.20	Q25,646.20	Q0.00	Q0.00	23/07/2015	16/07/2022		Q25,646.20	Q10,939.51	Q14,706.69	Q5,957.18	Q578.23	Q0.00	FIDUCIARIOS				
Q25,646.20	Q25,646.20	Q0.00	Q0.00	23/07/2015	16/07/2022		Q25,646.20	Q10,939.51	Q14,706.69	Q5,957.18	Q578.23	Q0.00	FIDUCIARIOS				
Q25,646.20	Q25,646.20	Q0.00	Q0.00	23/07/2015	16/07/2022		Q25,646.20	Q10,939.51	Q14,706.69	Q5,957.18	Q578.23	Q0.00	FIDUCIARIOS				
Q25,646.20	Q25,646.20	Q0.00	Q0.00	23/07/2015	16/07/2022		Q25,646.20	Q10,939.51	Q14,706.69	Q5,957.18	Q578.23	Q0.00	FIDUCIARIOS				
Q25,646.20	Q25,646.20	Q0.00	Q0.00	23/07/2015	16/07/2022		Q25,646.20	Q10,939.51	Q14,706.69	Q5,957.18	Q578.23	Q0.00	FIDUCIARIOS				
Q25,646.20	Q25,646.20	Q0.00	Q0.00	23/07/2015	16/07/2022		Q25,646.20	Q10,939.51	Q14,706.69	Q5,957.18	Q578.23	Q0.00	FIDUCIARIOS				
Q25,646.20	Q25,646.20	Q0.00	Q0.00	23/07/2015	16/07/2022		Q25,646.20	Q10,939.51	Q14,706.69	Q5,957.18	Q578.23	Q0.00	FIDUCIARIOS				
Q25,646.20	Q25,646.20	Q0.00	Q0.00	23/07/2015	16/07/2022		Q25,646.20	Q10,939.51	Q14,706.69	Q5,957.18	Q578.23	Q0.00	FIDUCIARIOS				
Q25,646.20	Q25,646.20	Q0.00	Q0.00	23/07/2015	16/07/2022		Q25,646.20	Q10,939.51	Q14,706.69	Q5,957.18	Q578.23	Q0.00	FIDUCIARIOS				
Q25,646.20	Q25,646.20	Q0.00	Q0.00	23/07/2015	16/07/2022		Q25,646.20	Q10,939.51	Q14,706.69	Q5,957.18	Q578.23	Q0.00	FIDUCIARIOS				
Q25,646.20	Q25,646.20	Q0.00	Q0.00	23/07/2015	16/07/2022		Q25,646.20	Q10,939.51	Q14,706.69	Q5,957.18	Q578.23	Q0.00	FIDUCIARIOS				
Q25,646.20	Q25,646.20	Q0.00	Q0.00	23/07/2015	16/07/2022		Q25,646.20	Q10,939.51	Q14,706.69	Q5,957.18	Q578.23	Q0.00	FIDUCIARIOS				
Q25,646.20	Q25,646.20	Q0.00	Q0.00	23/07/2015	16/07/2022		Q25,646.20	Q10,939.51	Q14,706.69	Q5,957.18	Q578.23	Q0.00	FIDUCIARIOS				
Q25,646.20	Q25,646.20	Q0.00	Q0.00	23/07/2015	16/07/2022		Q25,646.20	Q10,939.51	Q14,706.69	Q5,957.18	Q578.23	Q0.00	FIDUCIARIOS				
Q25,646.20	Q25,646.20	Q0.00	Q0.00	23/07/2015	16/07/2022		Q25,646.20										

Monto Cuentas (Aprobado)	Ámbito Desempeñado (del contrato)	Desempeño (del contrato)	Desempeño en el Cuadrimestre mayo - agosto 2018	Fecha de Cierre del Ejercicio	Fecha del Rendimiento del Ejercicio	Fecha del último pago/Traslado	Saldo Capital	Capital Vigente	Capital Vendido	Saldo Intereses	Intereses en mora	Otras Cargas	Tipos de Garantías	Recuperaciones			
														Del 01 de mayo al 31 de agosto de 2018			
														Saldo de Capital		Intereses a Mora	
Recuperaciones	Ajustes	Recuperaciones	Ajustes														
Q25,830.20	Q25,830.20	Q0.00	Q0.00	27-08-2018	16-08-2018		Q25,830.20	Q11,492.20	Q14,838.99	Q5,878.87	Q668.17	Q0.00	FIDUCIARIOS				
Q25,412.20	Q25,412.20	Q0.00	Q0.00	27-08-2018	16-08-2018		Q25,412.20	Q10,842.30	Q14,569.70	Q5,773.17	Q655.03	Q0.00	FIDUCIARIOS				
Q25,412.20	Q25,412.20	Q0.00	Q0.00	27-08-2018	12-08-2018		Q25,412.20	Q10,841.25	Q14,570.85	Q5,773.52	Q659.13	Q0.00	FIDUCIARIOS				
Q26,816.20	Q26,816.20	Q0.00	Q0.00	27-08-2018	16-08-2018		Q26,816.20	Q11,441.54	Q15,374.66	Q6,099.13	Q689.05	Q0.00	FIDUCIARIOS				
Q25,178.20	Q25,178.20	Q0.00	Q0.00	27-08-2018	16-08-2018		Q25,178.20	Q10,742.67	Q14,435.53	Q5,722.14	Q651.18	Q0.00	FIDUCIARIOS				
Q25,646.20	Q25,646.20	Q0.00	Q0.00	27-08-2018	16-08-2018		Q25,646.20	Q10,842.34	Q14,703.86	Q5,827.86	Q662.73	Q0.00	FIDUCIARIOS				
Q26,816.20	Q26,816.20	Q0.00	Q0.00	27-08-2018	16-08-2018		Q26,816.20	Q11,441.54	Q15,374.66	Q6,099.13	Q689.05	Q0.00	FIDUCIARIOS				
Q27,752.20	Q27,752.20	Q0.00	Q0.00	27-08-2018	16-08-2018		Q27,752.20	Q11,840.91	Q15,911.29	Q6,150.61	Q718.85	Q0.00	FIDUCIARIOS				
Q26,582.20	Q26,582.20	Q0.00	Q0.00	27-08-2018	16-08-2018		Q26,582.20	Q11,341.71	Q15,240.49	Q5,488.44	Q688.71	Q0.00	FIDUCIARIOS				
Q26,016.40	Q26,016.40	Q0.00	Q0.00	27-08-2018	16-08-2018		Q26,016.40	Q11,000.28	Q14,916.12	Q5,913.90	Q673.73	Q0.00	FIDUCIARIOS				
Q25,412.20	Q25,412.20	Q0.00	Q0.00	27-08-2018	16-08-2018		Q25,412.20	Q10,842.30	Q14,569.70	Q5,773.17	Q655.03	Q0.00	FIDUCIARIOS				
Q25,178.20	Q25,178.20	Q0.00	Q0.00	27-08-2018	16-08-2018		Q25,178.20	Q10,742.67	Q14,435.53	Q5,722.14	Q651.18	Q0.00	FIDUCIARIOS				
Q26,718.40	Q26,718.40	Q0.00	Q0.00	27-08-2018	16-08-2018		Q26,718.40	Q11,399.82	Q15,318.58	Q6,070.24	Q688.91	Q0.00	FIDUCIARIOS				
Q27,186.40	Q27,186.40	Q0.00	Q0.00	27-08-2018	16-08-2018		Q27,186.40	Q11,599.49	Q15,566.91	Q6,175.79	Q700.25	Q0.00	FIDUCIARIOS				
Q26,718.40	Q26,718.40	Q0.00	Q0.00	27-08-2018	16-08-2018		Q26,718.40	Q11,399.82	Q15,318.58	Q6,070.24	Q688.91	Q0.00	FIDUCIARIOS				
Q24,944.20	Q24,944.20	Q0.00	Q0.00	27-08-2018	16-08-2018	31-08-2018	Q24,944.20	Q10,642.83	Q14,301.37	Q5,667.86	Q643.69	Q0.00	FIDUCIARIOS				
Q26,582.20	Q26,582.20	Q0.00	Q0.00	27-08-2018	16-08-2018		Q26,582.20	Q11,341.71	Q15,240.49	Q5,488.44	Q688.71	Q0.00	FIDUCIARIOS				
Q29,795.20	Q29,795.20	Q0.00	Q0.00	27-08-2018	16-08-2018		Q29,795.20	Q12,712.99	Q17,082.61	Q6,768.86	Q832.63	Q0.00	FIDUCIARIOS				
Q27,186.40	Q27,186.40	Q0.00	Q0.00	27-08-2018	16-08-2018		Q27,186.40	Q11,599.49	Q15,566.91	Q6,175.79	Q700.25	Q0.00	FIDUCIARIOS				
Q25,646.20	Q25,646.20	Q0.00	Q0.00	09-12-2018	05-12-2018	20-06-2018	Q25,646.20	Q16,658.32	Q9,587.83	Q5,499.35	Q311.55	Q0.00	FIDUCIARIOS				
Q25,830.20	Q25,830.20	Q0.00	Q0.00	09-12-2018	05-12-2018	20-06-2018	Q25,830.20	Q16,204.83	Q9,675.37	Q5,541.82	Q324.26	Q0.00	FIDUCIARIOS				
Q26,348.20	Q26,348.20	Q0.00	Q0.00	09-12-2018	05-12-2018	20-06-2018	Q26,348.20	Q16,497.86	Q9,850.34	Q5,646.03	Q343.40	Q0.00	FIDUCIARIOS				
Q26,348.20	Q26,348.20	Q0.00	Q0.00	09-12-2018	05-12-2018	20-06-2018	Q26,348.20	Q16,497.86	Q9,850.34	Q5,646.03	Q343.40	Q0.00	FIDUCIARIOS				
Q24,710.20	Q24,710.20	Q0.00	Q0.00	09-12-2018	05-12-2018	20-06-2018	Q24,710.20	Q15,472.34	Q9,237.98	Q5,300.60	Q313.30	Q0.00	FIDUCIARIOS				
Q25,252.60	Q25,252.60	Q0.00	Q0.00	09-12-2018	05-12-2018	20-06-2018	Q25,252.60	Q15,811.82	Q9,440.78	Q5,414.10	Q322.53	Q0.00	FIDUCIARIOS				
Q25,412.20	Q25,412.20	Q0.00	Q0.00	09-12-2018	05-12-2018	20-06-2018	Q25,412.20	Q15,911.80	Q9,500.40	Q5,447.10	Q325.16	Q0.00	FIDUCIARIOS				
Q29,795.20	Q29,795.20	Q0.00	Q0.00	09-12-2018	05-12-2018	20-06-2018	Q29,795.20	Q18,696.21	Q11,138.99	Q4,992.25	Q615.92	Q0.00	FIDUCIARIOS				
Q25,178.20	Q25,178.20	Q0.00	Q0.00	09-12-2018	05-12-2018	20-06-2018	Q25,178.20	Q15,765.29	Q9,412.91	Q5,398.52	Q322.42	Q0.00	FIDUCIARIOS				
Q26,816.20	Q26,816.20	Q0.00	Q0.00	09-12-2018	05-12-2018	20-06-2018	Q26,816.20	Q16,790.91	Q10,025.59	Q5,746.82	Q352.52	Q0.00	FIDUCIARIOS				
Q25,830.20	Q25,830.20	Q0.00	Q0.00	10-12-2018	16-12-2018	30-01-2019	Q25,830.20	Q16,205.32	Q9,674.68	Q5,544.89	Q400.63	Q0.00	FIDUCIARIOS				
Q26,114.20	Q26,114.20	Q0.00	Q0.00	10-12-2018	16-12-2018	30-01-2019	Q26,114.20	Q16,352.06	Q9,762.14	Q5,599.66	Q422.07	Q0.00	FIDUCIARIOS				
Q25,646.20	Q25,646.20	Q0.00	Q0.00	10-12-2018	05-12-2018	30-01-2019	Q25,646.20	Q16,058.32	Q9,587.83	Q5,410.19	Q331.55	Q0.00	FIDUCIARIOS				
Q25,646.20	Q25,646.20	Q0.00	Q0.00	10-12-2018	16-12-2018	30-01-2019	Q25,646.20	Q16,059.00	Q9,587.20	Q5,496.34	Q479.30	Q0.00	FIDUCIARIOS				
Q24,710.20	Q24,710.20	Q0.00	Q0.00	10-12-2018	16-12-2018	30-01-2019	Q24,710.20	Q15,472.90	Q9,237.30	Q5,297.65	Q409.86	Q0.00	FIDUCIARIOS				
Q29,795.20	Q29,795.20	Q0.00	Q0.00	10-12-2018	16-12-2018	30-01-2019	Q29,795.20	Q18,656.99	Q11,138.21	Q6,383.79	Q558.26	Q0.00	FIDUCIARIOS				
Q25,646.20	Q25,646.20	Q0.00	Q0.00	10-12-2018	16-12-2018	30-01-2019	Q25,646.20	Q16,059.00	Q9,587.20	Q5,496.34	Q479.30	Q0.00	FIDUCIARIOS				
Q25,412.20	Q25,412.20	Q0.00	Q0.00	10-12-2018	16-12-2018	30-01-2019	Q25,412.20	Q15,912.47	Q9,499.73	Q5,444.14	Q464.71	Q0.00	FIDUCIARIOS				
Q26,114.20	Q26,114.20	Q0.00	Q0.00	11-12-2018	16-12-2018	30-01-2019	Q26,114.20	Q16,352.06	Q9,762.14	Q5,596.44	Q482.06	Q0.00	FIDUCIARIOS				
Q25,178.20	Q25,178.20	Q0.00	Q0.00	11-12-2018	16-12-2018	30-01-2019	Q25,178.20	Q15,765.95	Q9,412.25	Q5,392.49	Q463.34	Q0.00	FIDUCIARIOS				
Q26,114.20	Q26,114.20	Q0.00	Q0.00	11-12-2018	16-12-2018	30-01-2019	Q26,114.20	Q16,352.06	Q9,762.14	Q5,596.44	Q482.06	Q0.00	FIDUCIARIOS				
Q26,114.20	Q26,114.20	Q0.00	Q0.00	11-12-2018	16-12-2018	30-01-2019	Q26,114.20	Q16,352.06	Q9,762.14	Q5,596.44	Q482.06	Q0.00	FIDUCIARIOS				
Q28,454.20	Q28,454.20	Q0.00	Q0.00	11-12-2018	16-12-2018	30-01-2019	Q28,454.20	Q17,817.30	Q10,288.67	Q6,200.52	Q521.79	Q0.00	FIDUCIARIOS				
Q28,454.20	Q28,454.20	Q0.00	Q0.00	11-12-2018	16-12-2018	30-01-2019	Q28,454.20	Q17,817.30	Q10,288.67	Q6,200.52	Q521.79	Q0.00	FIDUCIARIOS				
Q25,080.40	Q25,080.40	Q0.00	Q0.00	11-12-2018	16-12-2018	30-01-2019	Q25,080.40	Q15,048.24	Q10,032.16	Q5,376.66	Q464.00	Q0.00	FIDUCIARIOS				
Q26,348.20	Q26,348.20	Q0.00	Q0.00	11-12-2018	16-12-2018	30-01-2019	Q26,348.20	Q16,498.35	Q9,849.62	Q5,639.78	Q492.81	Q0.00	FIDUCIARIOS				
Q26,162.00	Q26,162.00	Q0.00	Q0.00	27-02-2017	16-02-2017		Q26,162.00	Q23,010.91	Q5,151.09	Q3,419.71	Q394.86	Q0.00	FIDUCIARIOS				
Q28,992.00	Q28,992.00	Q0.00	Q0.00	27-02-2017	16-02-2017		Q28,992.00	Q23,689.69	Q5,302.91	Q3,516.65	Q355.67	Q0.00	FIDUCIARIOS				
Q29,932.00	Q29,932.00	Q0.00	Q0.00	27-02-2017	16-02-2017		Q29,932.00	Q24,457.15	Q5,474.85	Q3,606.90	Q353.34	Q0.00	FIDUCIARIOS				
Q29,932.00	Q29,932.00	Q0.00	Q0.00	27-02-2017	16-02-2017		Q29,932.00	Q24,457.15	Q5,474.85	Q3,606.90	Q353.34	Q0.00	FIDUCIARIOS				
Q26,338.00	Q26,338.00	Q0.00	Q0.00	27-02-2017	16-02-2017		Q26,338.00	Q23,146.54	Q5,181.46	Q3,437.02	Q317.15	Q0.00	FIDUCIARIOS				
Q27,830.00	Q27,830.00	Q0.00	Q0.00	27-02-2017	16-02-2017		Q27,830.00	Q22,739.63	Q5,090.37	Q3,377.29	Q311.54	Q0.00	FIDUCIARIOS				
Q28,826.00	Q28,826.00	Q0.00	Q0.00	27-02-2017	16-02-2017		Q28,826.00	Q23,553.46	Q5,272.54	Q3,496.73	Q321.55	Q0.00	FIDUCIARIOS				
Q27,830.00	Q27,830.00	Q0.00	Q0.00	27-02-2017	16-02-2017		Q27,830.00	Q22,739.63	Q5,090.37	Q3,377.29	Q311.54	Q0.00	FIDUCIARIOS				
Q28,162.00	Q28,162.00	Q0.00	Q0.00	23-02-2017	16-02-2017		Q28,162.00	Q23,010.91	Q5,151.09	Q3,419.71	Q394.86	Q0.00	FIDUCIARIOS				
Q27,166.00	Q27,166.00	Q0.00	Q0.00	23-02-2017	16-02-2017		Q27,166.00	Q21,997.08	Q4,968.92	Q3,297.68	Q302.97	Q0.00	FIDUCIARIOS				
Q28,162.00	Q28,162.00	Q0.00	Q0.00	11-01-2018	16-01-2018		Q28,162.00	Q23,013.47	Q5,118.53	Q3,364.96	Q313.31	Q0.00	FIDUCIARIOS				
Q27,664.00	Q27,664.00	Q0.00	Q0.00	11-01-2018	16-01-2018		Q27,664.00	Q22,666.51	Q5,057.49	Q3,306.21	Q312.57	Q0.00	FIDUCIARIOS				
Q28,992.00	Q28,992.00	Q0.00	Q0.00	11-01-2018	16-01-2018		Q28,992.00	Q23,691.72	Q5,300.28	Q3,462.87	Q348.56	Q0.00	FIDUCIARIOS				
Q28,826.00	Q28,826.00	Q0.00	Q0.00	11-01-2018	16-01-2018		Q28,826.00	Q23,556.07	Q5,269.93	Q3,443.28	Q348.84	Q0.00	FIDUCIARIOS				
Q27,830.00	Q27,830.00	Q0.00	Q0.00	11-01-2018	16-01-2018		Q27,830.00	Q22,742.16	Q5,087.84	Q3,325.79	Q344.19	Q0.00	FIDUCIARIOS				
Q29,490.00	Q29,490.00																



000045

														Broggeración			
														Del 01 de mayo al 31 de agosto de 2018			
Meses Conceptos (Aprobado)	Meses Decretados (Ejecutados)	Períodos Conceptados (Ejecutados)	Períodos para el Conceptado (Ejecutados)	Fecha de Emisión del Preclamo	Fecha del Expediente del Preclamo	Fecha del último pago (Ejecutado)	Saldo Capital	Capital Vigente	Capital Faltante	Saldo Intereses	Intereses en pago	Otros Pagos	Tipo de Garantía	Saldo de Capital		Intereses y Pájaros	
														Reservado	Ejecutado	Reservado	Ejecutado
Q28.992.00	Q28.992.00	Q0.00	Q0.00	18/01/2018	16/01/2024		Q28.992.00	Q23.691.72	05.300.28	Q3.438.27	Q348.23	Q0.00	FIDUCIARIOS				
Q29.656.00	Q29.656.00	Q0.00	Q0.00	18/01/2018	16/01/2024		Q29.656.00	Q24.234.34	05.421.66	Q3.519.92	Q350.19	Q0.00	FIDUCIARIOS				
Q28.328.00	Q28.328.00	Q0.00	Q0.00	18/01/2018	16/01/2024		Q28.328.00	Q23.149.11	05.178.89	Q3.369.90	Q304.12	Q0.00	FIDUCIARIOS				
Q29.822.00	Q29.822.00	Q0.00	Q0.00	18/01/2018	16/01/2024		Q29.822.00	Q24.369.98	05.452.02	Q3.551.99	Q359.48	Q0.00	FIDUCIARIOS				
Q29.822.00	Q29.822.00	Q0.00	Q0.00	18/01/2018	16/01/2024		Q29.822.00	Q24.369.98	05.452.02	Q3.551.99	Q359.48	Q0.00	FIDUCIARIOS				
Q29.324.00	Q29.324.00	Q0.00	Q0.00	18/01/2018	16/01/2024	15/02/2019	Q29.324.00	Q23.963.03	03.609.97	Q3.749.53	Q352.73	Q0.00	FIDUCIARIOS				
Q27.830.00	Q27.830.00	Q0.00	Q0.00	18/01/2018	16/01/2024		Q27.830.00	Q22.742.16	05.087.84	Q3.301.88	Q293.33	Q0.00	FIDUCIARIOS				
Q27.664.00	Q27.664.00	Q0.00	Q0.00	18/01/2018	16/01/2024		Q27.664.00	Q22.606.51	05.057.49	Q3.282.00	Q293.68	Q0.00	FIDUCIARIOS				
Q27.498.00	Q27.498.00	Q0.00	Q0.00	18/01/2018	16/01/2024		Q27.498.00	Q22.470.85	05.027.15	Q3.262.90	Q288.55	Q0.00	FIDUCIARIOS				
Q28.826.00	Q28.826.00	Q0.00	Q0.00	18/01/2018	16/01/2024		Q28.826.00	Q23.556.67	05.269.93	Q3.418.78	Q347.96	Q0.00	FIDUCIARIOS				
Q27.664.00	Q27.664.00	Q0.00	Q0.00	18/01/2018	16/01/2024		Q27.664.00	Q22.606.51	05.057.49	Q3.282.34	Q142.09	Q0.00	FIDUCIARIOS				
Q27.830.00	Q27.830.00	Q0.00	Q0.00	02/02/2018	16/02/2024	29/03/2019	Q27.830.00	Q22.745.58	05.084.42	Q3.250.34	Q122.56	Q0.00	FIDUCIARIOS				
Q29.158.00	Q29.158.00	Q0.00	Q0.00	02/02/2018	16/02/2024		Q29.158.00	Q23.830.95	05.337.05	Q3.407.64	Q299.09	Q0.00	FIDUCIARIOS				
Q29.158.00	Q29.158.00	Q0.00	Q0.00	02/02/2018	16/02/2024		Q29.158.00	Q23.830.95	05.337.05	Q3.405.57	Q129.74	Q0.00	FIDUCIARIOS				
Q29.822.00	Q29.822.00	Q0.00	Q0.00	02/02/2018	16/02/2024		Q29.822.00	Q24.373.63	05.448.35	Q3.483.58	Q123.04	Q0.00	FIDUCIARIOS				
Q28.992.00	Q28.992.00	Q0.00	Q0.00	02/02/2018	16/02/2024		Q28.992.00	Q23.695.22	05.296.72	Q3.384.44	Q128.14	Q0.00	FIDUCIARIOS				
Q28.162.00	Q28.162.00	Q0.00	Q0.00	02/02/2018	16/02/2024		Q28.162.00	Q23.161.90	05.016.92	Q3.144.98	Q173.69	Q0.00	FIDUCIARIOS				
Q28.992.00	Q28.992.00	Q0.00	Q0.00	03/02/2018	16/02/2024		Q28.992.00	Q23.695.22	05.296.72	Q3.380.87	Q128.14	Q0.00	FIDUCIARIOS				
Q27.830.00	Q27.830.00	Q0.00	Q0.00	03/02/2018	16/02/2024		Q27.830.00	Q22.745.58	05.084.42	Q3.246.91	Q124.01	Q0.00	FIDUCIARIOS				
Q29.158.00	Q29.158.00	Q0.00	Q0.00	03/02/2018	16/02/2024		Q29.158.00	Q23.830.95	05.337.05	Q3.402.49	Q291.13	Q0.00	FIDUCIARIOS				
Q28.328.00	Q28.328.00	Q0.00	Q0.00	03/02/2018	16/02/2024		Q28.328.00	Q22.165.60	05.175.40	Q3.304.32	Q133.16	Q0.00	FIDUCIARIOS				
Q29.822.00	Q29.822.00	Q0.00	Q0.00	03/02/2018	16/02/2024		Q29.822.00	Q24.463.55	05.468.45	Q3.492.62	Q132.12	Q0.00	FIDUCIARIOS				
Q29.822.00	Q29.822.00	Q0.00	Q0.00	03/02/2018	16/02/2024	29/03/2019	Q29.822.00	Q24.463.55	05.468.45	Q3.491.59	Q132.12	Q0.00	FIDUCIARIOS				
Q28.992.00	Q28.992.00	Q0.00	Q0.00	12/03/2018	16/03/2024		Q28.992.00	Q23.695.14	05.296.86	Q3.348.90	Q114.58	Q0.00	FIDUCIARIOS				
Q28.992.00	Q28.992.00	Q0.00	Q0.00	12/03/2018	16/03/2024		Q28.992.00	Q23.695.14	05.296.86	Q3.348.90	Q114.58	Q0.00	FIDUCIARIOS				
Q27.830.00	Q27.830.00	Q0.00	Q0.00	12/03/2018	16/03/2024		Q27.830.00	Q23.745.44	05.084.56	Q3.310.01	Q118.13	Q0.00	FIDUCIARIOS				
Q28.826.00	Q28.826.00	Q0.00	Q0.00	12/03/2018	16/03/2024		Q28.826.00	Q23.559.47	05.266.53	Q3.230.50	Q114.40	Q0.00	FIDUCIARIOS				
Q27.498.00	Q27.498.00	Q0.00	Q0.00	12/03/2018	16/03/2024		Q27.498.00	Q22.474.09	05.023.91	Q3.083.22	Q104.76	Q0.00	FIDUCIARIOS				
Q29.324.00	Q29.324.00	Q0.00	Q0.00	12/03/2018	16/03/2024		Q29.324.00	Q23.946.49	05.357.51	Q3.385.41	Q111.56	Q0.00	FIDUCIARIOS				
Q28.494.00	Q28.494.00	Q0.00	Q0.00	12/03/2018	16/03/2024		Q28.494.00	Q23.288.13	05.205.87	Q3.193.65	Q111.90	Q0.00	FIDUCIARIOS				
Q29.158.00	Q29.158.00	Q0.00	Q0.00	12/03/2018	16/03/2024		Q29.158.00	Q23.830.81	05.327.19	Q3.289.90	Q114.76	Q0.00	FIDUCIARIOS				
Q28.158.00	Q28.158.00	Q0.00	Q0.00	12/03/2018	16/03/2024		Q28.158.00	Q23.130.81	05.327.19	Q3.269.00	Q114.76	Q0.00	FIDUCIARIOS				
Q28.494.00	Q28.494.00	Q0.00	Q0.00	12/03/2018	16/03/2024		Q28.494.00	Q23.288.13	05.205.87	Q3.270.63	Q81.66	Q0.00	FIDUCIARIOS				
Q28.992.00	Q28.992.00	Q0.00	Q0.00	12/03/2018	16/03/2024		Q28.992.00	Q23.695.14	05.296.86	Q3.248.90	Q114.58	Q0.00	FIDUCIARIOS				
Q28.992.00	Q28.992.00	Q0.00	Q0.00	12/03/2018	16/03/2024		Q28.992.00	Q23.695.14	05.296.86	Q3.248.90	Q114.58	Q0.00	FIDUCIARIOS				
Q28.826.00	Q28.826.00	Q0.00	Q0.00	12/03/2018	16/03/2024		Q28.826.00	Q23.559.47	05.266.53	Q3.230.50	Q114.40	Q0.00	FIDUCIARIOS				
Q29.490.00	Q29.490.00	Q0.00	Q0.00	12/03/2018	16/03/2024		Q29.490.00	Q24.102.16	05.387.84	Q3.306.81	Q150.16	Q0.00	FIDUCIARIOS				
Q27.664.00	Q27.664.00	Q0.00	Q0.00	12/03/2018	16/03/2024		Q27.664.00	Q22.609.77	05.054.23	Q3.101.69	Q251.56	Q0.00	FIDUCIARIOS				
Q28.162.00	Q28.162.00	Q0.00	Q0.00	25/10/2018	16/10/2023		Q28.162.00	Q22.989.64	05.172.96	Q3.268.41	Q125.48	Q0.00	FIDUCIARIOS				
Q28.660.00	Q28.660.00	Q0.00	Q0.00	25/10/2018	16/10/2023		Q28.660.00	Q23.395.57	05.264.43	Q3.409.43	Q137.63	Q0.00	FIDUCIARIOS				
Q29.822.00	Q29.822.00	Q0.00	Q0.00	26/10/2018	16/10/2023		Q29.822.00	Q24.332.43	05.469.58	Q3.507.84	Q132.67	Q0.00	FIDUCIARIOS				
Q29.324.00	Q29.324.00	Q0.00	Q0.00	25/10/2018	16/10/2023		Q29.324.00	Q23.937.60	05.386.40	Q3.467.26	Q130.73	Q0.00	FIDUCIARIOS				
Q27.830.00	Q27.830.00	Q0.00	Q0.00	25/10/2018	16/10/2023		Q27.830.00	Q23.718.02	05.311.99	Q3.341.07	Q133.90	Q0.00	FIDUCIARIOS				
Q28.328.00	Q28.328.00	Q0.00	Q0.00	25/10/2018	16/10/2023		Q28.328.00	Q23.174.56	05.120.44	Q3.233.99	Q126.11	Q0.00	FIDUCIARIOS				
Q29.324.00	Q29.324.00	Q0.00	Q0.00	25/10/2018	16/10/2023		Q29.324.00	Q23.937.60	05.386.40	Q3.467.26	Q130.73	Q0.00	FIDUCIARIOS				
Q28.162.00	Q28.162.00	Q0.00	Q0.00	25/10/2018	16/10/2023		Q28.162.00	Q22.989.64	05.172.96	Q3.268.41	Q125.48	Q0.00	FIDUCIARIOS				
Q29.822.00	Q29.822.00	Q0.00	Q0.00	25/10/2018	16/10/2023		Q29.822.00	Q24.344.13	05.477.87	Q3.511.48	Q132.98	Q0.00	FIDUCIARIOS				
Q27.996.00	Q27.996.00	Q0.00	Q0.00	25/10/2018	16/10/2023		Q27.996.00	Q23.593.54	05.142.46	Q3.254.74	Q124.66	Q0.00	FIDUCIARIOS				
Q28.826.00	Q28.826.00	Q0.00	Q0.00	25/10/2018	16/10/2023		Q28.826.00	Q23.551.08	05.294.92	Q3.423.11	Q128.34	Q0.00	FIDUCIARIOS				
Q27.332.00	Q27.332.00	Q0.00	Q0.00	25/10/2018	16/10/2023		Q27.332.00	Q22.331.90	05.029.50	Q3.206.05	Q121.84	Q0.00	FIDUCIARIOS				
Q28.826.00	Q28.826.00	Q0.00	Q0.00	25/10/2018	16/10/2023		Q28.826.00	Q23.551.08	05.294.92	Q3.423.11	Q128.34	Q0.00	FIDUCIARIOS				
Q28.992.00	Q28.992.00	Q0.00	Q0.00	25/10/2018	16/10/2023		Q28.992.00	Q23.666.59	05.325.41	Q3.439.98	Q129.99	Q0.00	FIDUCIARIOS				
Q27.830.00	Q27.830.00	Q0.00	Q0.00	25/10/2018	16/10/2023		Q27.830.00	Q22.718.02	05.111.98	Q3.241.07	Q123.90	Q0.00	FIDUCIARIOS				
Q27.830.00	Q27.830.00	Q0.00	Q0.00	25/10/2018	16/10/2023		Q27.830.00	Q22.718.02	05.111.98	Q3.241.07	Q123.90	Q0.00	FIDUCIARIOS				
Q28.328.00	Q28.328.00	Q0.00	Q0.00	25/10/2018	16/10/2023		Q28.328.00	Q23.174.56	05.120.44	Q3.232.69	Q126.11	Q0.00	FIDUCIARIOS				
Q27.996.00	Q27.996.00	Q0.00	Q0.00	25/10/2018	16/10/2023		Q27.996.00	Q23.593.54	05.142.46	Q3.254.74	Q124.66	Q0.00	FIDUCIARIOS				
Q28.162.00	Q28.162.00	Q0.00	Q0.00	25/10/2018	16/10/2023		Q28.162.00	Q22.989.64	05.172.96	Q3.268.41	Q125.48	Q0.00	FIDUCIARIOS				
Q28.992.00	Q28.992.00	Q0.00	Q0.00	25/10/2018	16/10/2023		Q28.992.00	Q23.666.59	05.325.41	Q3.439.98	Q129.99	Q0.00	FIDUCIARIOS				
Q29.324.00	Q29.324.00	Q0.00	Q0.00	25/10/2018	16/10/2023		Q29.324.00	Q23.937.60	05.386.40	Q3.467.26	Q130.73	Q0.00	FIDUCIARIOS				
Q29.656.00	Q29.656.00	Q0.00	Q0.00	25/10/2018	16/10/2023		Q29.656.00	Q24.206.61	05.447.39	Q3.494.66	Q133.23	Q0.00	FIDUCIARIOS				
Q29.158.00	Q29.158.00	Q0.00	Q0.00	25/10/2018	16/10/2023		Q29.158.00	Q23.802.09	05.355.91	Q3.459.45	Q129						

Monto Comprobado (Aprobado)	Monto Desembolsado años anteriores	Desembolsos Acumulados año 2018 (de enero a la fecha)	Desembolsos en el Cuatrimestre mayo - agosto 2018	Fecha de Contabilización Prórroga	Fecha del vencimiento del Préstamo	Fecha del último pago realizado	Saldo Capital	Capital Vigente	Capital Tránsito	Saldo Intereses	Intereses en mora	Otras Cargas	Tipo de Garantía	Reservaciones			
														Del 01 de mayo al 31 de agosto de 2020			
														Saldo de Capital		Intereses y Moras	
Reservaciones	Aportes	Reservaciones	Aportes														
Q27.830.00	Q27.830.00	Q0.00	Q0.00	26/10/2018	16/10/2023	Q27.830.00	Q22.707.86	Q5,122.14	Q2,337.48	Q123.60	Q0.00	FIDUCIARIOS					
Q27.830.00	Q27.830.00	Q0.00	Q0.00	26/10/2018	16/10/2023	Q27.830.00	Q22.714.99	Q5,115.01	Q2,337.65	Q123.60	Q0.00	FIDUCIARIOS					
Q29,324.00	Q29,324.00	Q0.00	Q0.00	26/10/2018	16/10/2023	Q29,324.00	Q23,933.99	Q5,359.01	Q1,306.36	Q0.00	Q0.00	FIDUCIARIOS					
Q28,328.00	Q28,328.00	Q0.00	Q0.00	26/10/2018	16/10/2023	Q28,328.00	Q23,114.20	Q5,213.80	Q2,378.64	Q125.82	Q0.00	FIDUCIARIOS					
Q28,162.00	Q28,162.00	Q0.00	Q0.00	26/10/2018	16/10/2023	Q28,162.00	Q22,978.75	Q5,183.25	Q2,364.98	Q125.18	Q0.00	FIDUCIARIOS					
Q27,830.00	Q27,830.00	Q0.00	Q0.00	26/10/2018	16/10/2023	Q27,830.00	Q22,714.99	Q5,115.01	Q2,337.65	Q123.60	Q0.00	FIDUCIARIOS					
Q28,328.00	Q28,328.00	Q0.00	Q0.00	26/10/2018	16/10/2023	Q28,328.00	Q22,885.57	Q5,176.43	Q2,364.98	Q123.60	Q0.00	FIDUCIARIOS					
Q27,830.00	Q27,830.00	Q0.00	Q0.00	26/10/2018	16/10/2023	Q27,830.00	Q22,707.86	Q5,213.80	Q2,337.65	Q123.60	Q0.00	FIDUCIARIOS					
Q28,992.00	Q28,992.00	Q0.00	Q0.00	26/10/2018	16/10/2023	Q28,992.00	Q22,707.86	Q5,122.14	Q2,337.65	Q123.60	Q0.00	FIDUCIARIOS					
Q29,324.00	Q29,324.00	Q0.00	Q0.00	26/10/2018	16/10/2023	Q29,324.00	Q23,655.21	Q5,236.79	Q2,436.46	Q128.79	Q0.00	FIDUCIARIOS					
Q28,328.00	Q28,328.00	Q0.00	Q0.00	29/10/2018	16/10/2023	Q28,328.00	Q23,226.99	Q5,397.91	Q2,466.88	Q130.54	Q0.00	FIDUCIARIOS					
Q28,992.00	Q28,992.00	Q0.00	Q0.00	29/10/2018	16/10/2023	Q28,992.00	Q23,699.29	Q5,228.71	Q2,368.22	Q124.90	Q0.00	FIDUCIARIOS					
Q27,664.00	Q27,664.00	Q0.00	Q0.00	29/10/2018	16/10/2023	Q27,664.00	Q23,655.41	Q5,336.59	Q2,425.75	Q127.81	Q0.00	FIDUCIARIOS					
Q28,660.00	Q28,660.00	Q0.00	Q0.00	29/10/2018	16/10/2023	Q28,660.00	Q22,571.86	Q5,092.14	Q2,313.79	Q122.07	Q0.00	FIDUCIARIOS					
Q28,494.00	Q28,494.00	Q0.00	Q0.00	29/10/2018	16/10/2023	Q28,494.00	Q23,373.73	Q5,256.27	Q2,395.39	Q126.19	Q0.00	FIDUCIARIOS					
Q29,324.00	Q29,324.00	Q0.00	Q0.00	29/10/2018	16/10/2023	Q29,324.00	Q23,238.33	Q5,255.67	Q2,381.80	Q125.65	Q0.00	FIDUCIARIOS					
Q27,830.00	Q27,830.00	Q0.00	Q0.00	29/10/2018	16/10/2023	Q27,830.00	Q23,915.24	Q5,408.76	Q2,456.06	Q129.52	Q0.00	FIDUCIARIOS					
Q27,332.00	Q27,332.00	Q0.00	Q0.00	29/10/2018	16/10/2023	Q27,332.00	Q22,704.30	Q5,125.70	Q2,327.40	Q122.70	Q0.00	FIDUCIARIOS					
Q27,664.00	Q27,664.00	Q0.00	Q0.00	29/10/2018	16/10/2023	Q27,664.00	Q22,290.67	Q5,041.33	Q2,286.65	Q120.52	Q0.00	FIDUCIARIOS					
Q29,656.00	Q29,656.00	Q0.00	Q0.00	29/10/2018	16/10/2023	Q29,656.00	Q22,561.43	Q5,102.57	Q2,313.83	Q122.07	Q0.00	FIDUCIARIOS					
Q27,830.00	Q27,830.00	Q0.00	Q0.00	29/10/2018	16/10/2023	Q27,830.00	Q24,193.89	Q5,462.01	Q2,480.02	Q130.87	Q0.00	FIDUCIARIOS					
Q29,656.00	Q29,656.00	Q0.00	Q0.00	29/10/2018	16/10/2023	Q29,656.00	Q22,704.30	Q5,125.70	Q2,327.40	Q122.70	Q0.00	FIDUCIARIOS					
Q27,830.00	Q27,830.00	Q0.00	Q0.00	29/10/2018	16/10/2023	Q27,830.00	Q22,697.57	Q5,132.43	Q2,327.43	Q122.70	Q0.00	FIDUCIARIOS					
Q29,656.00	Q29,656.00	Q0.00	Q0.00	29/10/2018	16/10/2023	Q29,656.00	Q24,166.01	Q5,469.89	Q2,480.05	Q130.87	Q0.00	FIDUCIARIOS					
Q27,996.00	Q27,996.00	Q0.00	Q0.00	29/10/2018	16/10/2023	Q27,996.00	Q23,823.19	Q5,163.81	Q2,341.02	Q123.46	Q0.00	FIDUCIARIOS					
Q29,324.00	Q29,324.00	Q0.00	Q0.00	29/10/2018	16/10/2023	Q29,324.00	Q23,923.14	Q5,400.86	Q2,456.03	Q129.50	Q0.00	FIDUCIARIOS					
Q28,494.00	Q28,494.00	Q0.00	Q0.00	29/10/2018	16/10/2023	Q28,494.00	Q23,246.00	Q5,248.00	Q2,354.65	Q125.66	Q0.00	FIDUCIARIOS					
Q28,660.00	Q28,660.00	Q0.00	Q0.00	29/10/2018	16/10/2023	Q28,660.00	Q23,374.49	Q5,285.51	Q2,395.19	Q126.29	Q0.00	FIDUCIARIOS					
Q27,830.00	Q27,830.00	Q0.00	Q0.00	29/10/2018	16/10/2023	Q27,830.00	Q23,699.21	Q5,136.70	Q2,327.44	Q122.70	Q0.00	FIDUCIARIOS					
Q28,328.00	Q28,328.00	Q0.00	Q0.00	29/10/2018	16/10/2023	Q28,328.00	Q23,163.72	Q5,224.28	Q2,368.21	Q124.80	Q0.00	FIDUCIARIOS					
Q28,673.00	Q28,673.00	Q0.00	Q0.00	02/11/2018	16/11/2023	Q28,673.00	Q24,288.43	Q5,384.58	Q2,465.44	Q125.47	Q0.00	FIDUCIARIOS					
Q27,309.00	Q27,309.00	Q0.00	Q0.00	02/11/2018	16/11/2023	Q27,309.00	Q22,370.16	Q4,918.84	Q2,272.27	Q115.52	Q0.00	FIDUCIARIOS					
Q28,660.00	Q28,660.00	Q0.00	Q0.00	02/11/2018	16/11/2023	Q28,660.00	Q23,476.84	Q5,183.16	Q2,354.65	Q121.68	Q0.00	FIDUCIARIOS					
Q27,664.00	Q27,664.00	Q0.00	Q0.00	02/11/2018	16/11/2023	Q27,664.00	Q22,660.97	Q5,093.03	Q2,300.99	Q116.95	Q0.00	FIDUCIARIOS					
Q28,328.00	Q28,328.00	Q0.00	Q0.00	20/11/2018	16/11/2023	Q28,328.00	Q23,137.58	Q5,190.22	Q2,291.37	Q114.62	Q0.00	FIDUCIARIOS					
Q28,826.00	Q28,826.00	Q0.00	Q0.00	20/11/2018	16/11/2023	Q28,826.00	Q23,545.11	Q5,280.89	Q2,330.87	Q116.55	Q0.00	FIDUCIARIOS					
Q28,826.00	Q28,826.00	Q0.00	Q0.00	20/11/2018	16/11/2023	Q28,826.00	Q23,544.33	Q5,281.67	Q2,330.88	Q116.55	Q0.00	FIDUCIARIOS					
Q28,494.00	Q28,494.00	Q0.00	Q0.00	20/11/2018	16/11/2023	Q28,494.00	Q23,273.17	Q5,200.83	Q2,301.54	Q115.20	Q0.00	FIDUCIARIOS					
Q28,328.00	Q28,328.00	Q0.00	Q0.00	20/11/2018	16/11/2023	Q28,328.00	Q23,138.35	Q5,189.65	Q2,291.36	Q114.62	Q0.00	FIDUCIARIOS					
Q29,324.00	Q29,324.00	Q0.00	Q0.00	20/11/2018	16/11/2023	Q29,324.00	Q22,596.00	Q5,068.00	Q2,238.71	Q111.95	Q0.00	FIDUCIARIOS					
Q28,826.00	Q28,826.00	Q0.00	Q0.00	20/11/2018	16/11/2023	Q28,826.00	Q23,991.69	Q5,372.91	Q2,373.24	Q118.74	Q0.00	FIDUCIARIOS					
Q28,992.00	Q28,992.00	Q0.00	Q0.00	20/11/2018	16/11/2023	Q28,992.00	Q23,542.01	Q5,283.99	Q2,330.88	Q116.55	Q0.00	FIDUCIARIOS					
Q29,324.00	Q29,324.00	Q0.00	Q0.00	20/11/2018	16/11/2023	Q29,324.00	Q23,680.71	Q5,311.29	Q2,344.04	Q117.17	Q0.00	FIDUCIARIOS					
Q29,822.00	Q29,822.00	Q0.00	Q0.00	20/11/2018	16/11/2023	Q29,822.00	Q23,921.88	Q5,372.12	Q2,373.24	Q118.74	Q0.00	FIDUCIARIOS					
Q29,324.00	Q29,324.00	Q0.00	Q0.00	20/11/2018	16/11/2023	Q29,324.00	Q23,822.00	Q5,464.16	Q2,412.74	Q120.72	Q0.00	FIDUCIARIOS					
Q28,826.00	Q28,826.00	Q0.00	Q0.00	20/11/2018	16/11/2023	Q28,826.00	Q23,951.88	Q5,372.12	Q2,373.24	Q118.74	Q0.00	FIDUCIARIOS					
Q29,324.00	Q29,324.00	Q0.00	Q0.00	20/11/2018	16/11/2023	Q29,324.00	Q23,545.11	Q5,280.89	Q2,330.87	Q116.55	Q0.00	FIDUCIARIOS					
Q28,826.00	Q28,826.00	Q0.00	Q0.00	20/11/2018	16/11/2023	Q28,826.00	Q23,951.88	Q5,372.12	Q2,373.24	Q118.74	Q0.00	FIDUCIARIOS					
Q28,826.00	Q28,826.00	Q0.00	Q0.00	20/11/2018	16/11/2023	Q28,826.00	Q23,545.11	Q5,280.89	Q2,330.87	Q116.55	Q0.00	FIDUCIARIOS					
Q29,158.00	Q29,158.00	Q0.00	Q0.00	20/11/2018	16/11/2023	Q29,158.00	Q23,544.33	Q5,281.67	Q2,330.88	Q116.55	Q0.00	FIDUCIARIOS					
Q28,660.00	Q28,660.00	Q0.00	Q0.00	20/11/2018	16/11/2023	Q28,660.00	Q23,816.29	Q5,341.71	Q2,360.11	Q117.91	Q0.00	FIDUCIARIOS					
Q28,162.00	Q28,162.00	Q0.00	Q0.00	20/11/2018	16/11/2023	Q28,162.00	Q23,408.76	Q5,351.34	Q2,330.60	Q115.90	Q0.00	FIDUCIARIOS					
Q27,664.00	Q27,664.00	Q0.00	Q0.00	20/11/2018	16/11/2023	Q27,664.00	Q23,002.00	Q5,160.00	Q2,281.10	Q113.97	Q0.00	FIDUCIARIOS					
Q27,830.00	Q27,830.00	Q0.00	Q0.00	21/11/2018	16/11/2023	Q27,830.00	Q23,595.25	Q5,068.75	Q2,238.71	Q111.95	Q0.00	FIDUCIARIOS					
Q27,830.00	Q27,830.00	Q0.00	Q0.00	21/11/2018	16/11/2023	Q27,830.00	Q22,728.90	Q5,101.10	Q2,248.45	Q112.32	Q0.00	FIDUCIARIOS					
Q28,826.00	Q28,826.00	Q0.00	Q0.00	21/11/2018	16/11/2023	Q28,826.00	Q22,727.40	Q5,102.60	Q2,248.45	Q112.32	Q0.00	FIDUCIARIOS					
Q28,328.00	Q28,328.00	Q0.00	Q0.00	21/11/2018	16/11/2023	Q28,328.00	Q23,540.78	Q5,285.22	Q2,327.34	Q116.23	Q0.00	FIDUCIARIOS					
Q28,826.00	Q28,826.00	Q0.00	Q0.00	21/11/2018	16/11/2023	Q28,826.00	Q23,134.09	Q5,193.91	Q2,287.89	Q114.30	Q0.00	FIDUCIARIOS					
Q28,992.00	Q28,992.00	Q0.00	Q0.00	21/11/2018	16/11/2023	Q28,992.00	Q23,826.00	Q5,385.52	Q2,327.34	Q116.23	Q0.00	FIDUCIARIOS					
Q28,328.00	Q28,328.00	Q0.00	Q0.00	21/11/2018	16/11/2023	Q28,328.00	Q23,699.21	Q5,315.65	Q2,343.38	Q116.99	Q0.00	FIDUCIARIOS					
Q27,830.00	Q27,830.00	Q0.00	Q0.00	21/11/2018	16/11/2023	Q27,830.00	Q23,134.09	Q5,193.91	Q2,287.89	Q114.30	Q0.00	FIDUCIARIOS					
Q28,826.00	Q28,826.00	Q0.00	Q0.00	21/11/2018	16/11/2023	Q28,826.00	Q22,727.40	Q5,102.60	Q2,248.45	Q112.32	Q0.00	FIDUCIARIOS					
Q28,826.00	Q28,826.00	Q0.00	Q0.00	21/11/2018	16/11/2023	Q28,826.00	Q23,540.78	Q5,285.22	Q2,327.34	Q116.23	Q0.00	FIDUCIARIOS					
Q27,830.00																	



000043

Hacienda Clave (Agrupada)	Monto Disponible para el usuario	Devoluciones Acumuladas año 2019 (de enero a la fecha)	Devoluciones en el Contingente mayo - agosto 2019	Fecha de Casación del Prejuicio	Fecha del reintegro del Prejuicio	Fecha del último pago realizado	Saldo Capital	Capital Vigente	Capital Vigente	Saldo Interés	Intereses en mora	Otros Cargos	Tipo de Garantía	Reintegraciones Del 01 de mayo al 31 de agosto de 2020							
														Saldo de Capital		Intereses en Mora		Reintegraciones	Ajustes	Reintegraciones	Ajustes
														Reintegraciones	Ajustes	Reintegraciones	Ajustes				
Q28.660.00	Q28.660.00	Q0.00	Q0.00	22-11-2018	16-11-2023		Q28.660.00	Q23.401.69	Q5.258.31	Q2.313.57	Q115.33	Q0.00	FIDUCIARIOS								
Q29.656.00	Q29.656.00	Q0.00	Q0.00	22-11-2018	16-11-2023		Q29.656.00	Q24.209.36	Q5.446.64	Q2.392.31	Q119.49	Q0.00	FIDUCIARIOS								
Q27.830.00	Q27.830.00	Q0.00	Q0.00	20-12-2018	16-12-2023		Q27.830.00	Q22.731.89	Q5.098.11	Q2.149.00	Q109.29	Q0.00	FIDUCIARIOS								
Q28.660.00	Q28.660.00	Q0.00	Q0.00	20-12-2018	16-12-2023		Q28.660.00	Q23.409.53	Q5.259.47	Q2.214.51	Q103.25	Q0.00	FIDUCIARIOS								
Q28.826.00	Q28.826.00	Q0.00	Q0.00	20-12-2018	16-12-2023		Q28.826.00	Q23.545.11	Q5.280.89	Q2.224.48	Q103.75	Q0.00	FIDUCIARIOS								
Q28.162.00	Q28.162.00	Q0.00	Q0.00	20-12-2018	16-12-2023		Q28.162.00	Q23.002.76	Q5.159.24	Q2.176.76	Q101.43	Q0.00	FIDUCIARIOS								
Q28.162.00	Q28.162.00	Q0.00	Q0.00	20-12-2018	16-12-2023		Q28.162.00	Q23.002.76	Q5.159.24	Q2.176.76	Q101.43	Q0.00	FIDUCIARIOS								
Q28.338.00	Q28.338.00	Q0.00	Q0.00	20-12-2018	16-12-2023		Q28.338.00	Q23.138.35	Q5.189.65	Q2.186.74	Q102.02	Q0.00	FIDUCIARIOS								
Q28.338.00	Q28.338.00	Q0.00	Q0.00	20-12-2018	16-12-2023		Q28.338.00	Q23.138.35	Q5.189.65	Q2.186.74	Q102.02	Q0.00	FIDUCIARIOS								
Q27.332.00	Q27.332.00	Q0.00	Q0.00	20-12-2018	16-12-2023		Q27.332.00	Q22.324.81	Q5.007.19	Q2.111.26	Q98.51	Q0.00	FIDUCIARIOS								
Q28.162.00	Q28.162.00	Q0.00	Q0.00	20-12-2018	16-12-2023		Q28.162.00	Q23.002.76	Q5.159.24	Q2.176.76	Q101.43	Q0.00	FIDUCIARIOS								
Q27.664.00	Q27.664.00	Q0.00	Q0.00	20-12-2018	16-12-2023		Q27.664.00	Q22.596.00	Q5.068.00	Q2.136.43	Q99.65	Q0.00	FIDUCIARIOS								
Q29.324.00	Q29.324.00	Q0.00	Q0.00	20-12-2018	16-12-2023		Q29.324.00	Q23.951.82	Q5.372.12	Q2.264.80	Q105.73	Q0.00	FIDUCIARIOS								
Q28.660.00	Q28.660.00	Q0.00	Q0.00	20-12-2018	16-12-2023		Q28.660.00	Q23.409.53	Q5.259.47	Q2.214.51	Q103.25	Q0.00	FIDUCIARIOS								
Q28.162.00	Q28.162.00	Q0.00	Q0.00	20-12-2018	16-12-2023		Q28.162.00	Q23.002.76	Q5.159.24	Q2.176.76	Q101.43	Q0.00	FIDUCIARIOS								
Q29.673.00	Q29.673.00	Q0.00	Q0.00	20-12-2018	16-12-2023		Q29.673.00	Q24.231.36	Q5.444.64	Q2.392.81	Q106.91	Q0.00	FIDUCIARIOS								
Q29.324.00	Q29.324.00	Q0.00	Q0.00	20-12-2018	16-12-2023		Q29.324.00	Q23.951.82	Q5.372.12	Q2.264.80	Q105.73	Q0.00	FIDUCIARIOS								
Q29.673.00	Q29.673.00	Q0.00	Q0.00	20-12-2018	16-12-2023		Q29.673.00	Q24.236.95	Q5.436.65	Q2.392.79	Q106.91	Q0.00	FIDUCIARIOS								
Q28.494.00	Q28.494.00	Q0.00	Q0.00	20-12-2018	16-12-2023		Q28.494.00	Q23.273.94	Q5.220.06	Q2.199.33	Q102.61	Q0.00	FIDUCIARIOS								
Q27.996.00	Q27.996.00	Q0.00	Q0.00	20-12-2018	16-12-2023		Q27.996.00	Q22.861.89	Q5.134.11	Q2.161.60	Q100.81	Q0.00	FIDUCIARIOS								
Q28.162.00	Q28.162.00	Q0.00	Q0.00	20-12-2018	16-12-2023		Q28.162.00	Q23.002.76	Q5.159.24	Q2.176.76	Q101.43	Q0.00	FIDUCIARIOS								
Q27.996.00	Q27.996.00	Q0.00	Q0.00	20-12-2018	16-12-2023		Q27.996.00	Q22.861.89	Q5.134.11	Q2.161.60	Q100.81	Q0.00	FIDUCIARIOS								
Q28.826.00	Q28.826.00	Q0.00	Q0.00	02-01-2019	16-01-2024		Q28.826.00	Q23.060.80	Q5.765.20	Q2.159.93	Q101.01	Q0.00	FIDUCIARIOS								
Q27.830.00	Q27.830.00	Q0.00	Q0.00	01-01-2019	16-01-2024		Q27.830.00	Q22.779.71	Q5.050.29	Q2.104.27	Q99.13	Q0.00	FIDUCIARIOS								
Q27.664.00	Q27.664.00	Q0.00	Q0.00	02-01-2019	16-01-2024		Q27.664.00	Q22.643.83	Q5.020.17	Q2.091.94	Q99.14	Q0.00	FIDUCIARIOS								
Q28.494.00	Q28.494.00	Q0.00	Q0.00	02-01-2019	16-01-2024		Q28.494.00	Q23.330.27	Q5.163.73	Q2.155.87	Q99.89	Q0.00	FIDUCIARIOS								
Q28.162.00	Q28.162.00	Q0.00	Q0.00	02-01-2019	16-01-2024		Q28.162.00	Q23.002.76	Q5.159.24	Q2.176.76	Q101.43	Q0.00	FIDUCIARIOS								
Q28.660.00	Q28.660.00	Q0.00	Q0.00	02-01-2019	16-01-2024		Q28.660.00	Q23.409.53	Q5.260.91	Q2.165.94	Q101.34	Q0.00	FIDUCIARIOS								
Q27.830.00	Q27.830.00	Q0.00	Q0.00	02-01-2019	16-01-2024		Q27.830.00	Q22.779.71	Q5.050.29	Q2.104.27	Q99.13	Q0.00	FIDUCIARIOS								
Q28.494.00	Q28.494.00	Q0.00	Q0.00	02-01-2019	16-01-2024		Q28.494.00	Q23.330.27	Q5.163.73	Q2.155.87	Q99.89	Q0.00	FIDUCIARIOS								
Q28.660.00	Q28.660.00	Q0.00	Q0.00	02-01-2019	16-01-2024		Q28.660.00	Q23.409.53	Q5.260.91	Q2.165.94	Q101.34	Q0.00	FIDUCIARIOS								
Q29.158.00	Q29.158.00	Q0.00	Q0.00	02-01-2019	16-01-2024		Q29.158.00	Q23.773.94	Q5.284.06	Q2.202.92	Q99.99	Q0.00	FIDUCIARIOS								
Q28.826.00	Q28.826.00	Q0.00	Q0.00	02-01-2019	16-01-2024		Q28.826.00	Q23.060.80	Q5.765.20	Q2.159.93	Q101.01	Q0.00	FIDUCIARIOS								
Q27.830.00	Q27.830.00	Q0.00	Q0.00	14-01-2019	16-01-2024		Q27.830.00	Q22.779.71	Q5.050.29	Q2.104.27	Q99.13	Q0.00	FIDUCIARIOS								
Q29.158.00	Q29.158.00	Q0.00	Q0.00	14-01-2019	16-01-2024		Q29.158.00	Q23.773.94	Q5.284.06	Q2.202.92	Q99.99	Q0.00	FIDUCIARIOS								
Q27.166.00	Q27.166.00	Q0.00	Q0.00	14-01-2019	16-01-2024		Q27.166.00	Q22.158.00	Q5.334.42	Q2.162.31	Q93.22	Q0.00	FIDUCIARIOS								
Q28.826.00	Q28.826.00	Q0.00	Q0.00	14-01-2019	16-01-2024		Q28.826.00	Q23.213.71	Q5.952.29	Q2.014.82	Q86.96	Q0.00	FIDUCIARIOS								
Q28.660.00	Q28.660.00	Q0.00	Q0.00	14-01-2019	16-01-2024		Q28.660.00	Q23.409.53	Q5.259.47	Q2.198.05	Q92.16	Q0.00	FIDUCIARIOS								
Q28.826.00	Q28.826.00	Q0.00	Q0.00	14-01-2019	16-01-2024		Q28.826.00	Q23.060.80	Q5.765.20	Q2.158.84	Q92.16	Q0.00	FIDUCIARIOS								
Q27.664.00	Q27.664.00	Q0.00	Q0.00	14-01-2019	16-01-2024		Q27.664.00	Q22.620.92	Q5.043.08	Q2.031.10	Q88.43	Q0.00	FIDUCIARIOS								
Q27.830.00	Q27.830.00	Q0.00	Q0.00	14-01-2019	16-01-2024	27/1/2019	Q27.830.00	Q22.738.53	Q5.091.47	Q2.063.26	Q89.06	Q0.00	FIDUCIARIOS								
Q28.338.00	Q28.338.00	Q0.00	Q0.00	20-12-2018	12-12-2023		Q28.338.00	Q23.848.00	Q4.480.00	Q2.402.20	Q110.80	Q0.00	FIDUCIARIOS								
Q28.494.00	Q28.494.00	Q0.00	Q0.00	20-12-2018	12-12-2023		Q28.494.00	Q24.014.00	Q4.480.00	Q2.414.79	Q111.35	Q0.00	FIDUCIARIOS								
Q27.996.00	Q27.996.00	Q0.00	Q0.00	20-12-2018	12-12-2023		Q27.996.00	Q23.596.00	Q4.400.00	Q2.373.70	Q109.42	Q0.00	FIDUCIARIOS								
Q28.338.00	Q28.338.00	Q0.00	Q0.00	20-12-2018	12-12-2023		Q28.338.00	Q23.795.52	Q4.532.48	Q2.405.66	Q101.91	Q0.00	FIDUCIARIOS								
Q27.830.00	Q27.830.00	Q0.00	Q0.00	20-12-2018	12-12-2023		Q27.830.00	Q23.377.20	Q4.452.80	Q2.361.57	Q109.03	Q0.00	FIDUCIARIOS								
Q29.932.00	Q29.932.00	Q0.00	Q0.00	20-12-2018	12-12-2023		Q29.932.00	Q24.436.80	Q5.495.20	Q2.529.18	Q115.92	Q0.00	FIDUCIARIOS								
Q28.338.00	Q28.338.00	Q0.00	Q0.00	20-12-2018	12-12-2023		Q28.338.00	Q23.848.00	Q4.480.00	Q2.402.20	Q110.80	Q0.00	FIDUCIARIOS								
Q27.498.00	Q27.498.00	Q0.00	Q0.00	20-12-2018	12-12-2023		Q27.498.00	Q23.098.32	Q4.399.68	Q2.335.94	Q107.72	Q0.00	FIDUCIARIOS								
Q27.830.00	Q27.830.00	Q0.00	Q0.00	20-12-2018	12-12-2023		Q27.830.00	Q23.377.20	Q4.452.80	Q2.361.57	Q109.03	Q0.00	FIDUCIARIOS								
Q28.826.00	Q28.826.00	Q0.00	Q0.00	20-12-2018	12-12-2023		Q28.826.00	Q24.213.84	Q4.612.16	Q2.459.02	Q113.94	Q0.00	FIDUCIARIOS								
Q28.494.00	Q28.494.00	Q0.00	Q0.00	20-12-2018	12-12-2023		Q28.494.00	Q23.934.96	Q5.548.33	Q2.529.18	Q109.03	Q0.00	FIDUCIARIOS								
Q27.996.00	Q27.996.00	Q0.00	Q0.00	20-12-2018	12-12-2023		Q27.996.00	Q23.516.00	Q4.480.00	Q2.377.03	Q109.65	Q0.00	FIDUCIARIOS								
Q27.996.00	Q27.996.00	Q0.00	Q0.00	20-12-2018	12-12-2023		Q27.996.00	Q23.516.00	Q4.480.00	Q2.377.03	Q109.65	Q0.00	FIDUCIARIOS								
Q27.996.00	Q27.996.00	Q0.00	Q0.00	20-12-2018	12-12-2023		Q27.996.00	Q23.516.00	Q4.480.00	Q2.377.03	Q109.65	Q0.00	FIDUCIARIOS								
Q29.490.00	Q29.490.00	Q0.00	Q0.00	20-12-2018	12-12-2023		Q29.490.00	Q24.770.00	Q4.720.00	Q2.502.93	Q115.54	Q0.00	FIDUCIARIOS								
Q28.162.00	Q28.162.00	Q0.00	Q0.00	21-01-2019	20-01-2024		Q28.162.00	Q23.682.00	Q4.480.00	Q2.252.68	Q94.81	Q0.00	FIDUCIARIOS								
Q28.162.00	Q28.162.00	Q0.00	Q0.00	21-01-2019	12-01-2024		Q28.162.00	Q23.682.00	Q4.480.00	Q2.254.89	Q95.49	Q0.00	FIDUCIARIOS								
Q27.830.00	Q27.830.00	Q0.00	Q0.00	21-01-2019	12-01-2024		Q27.830.00	Q23.264.00	Q5.566.00	Q2.278.82	Q97.60	Q0.00	FIDUCIARIOS								
Q27.996.00	Q27.996.00	Q0.00	Q0.00	21-01-2019	12-01-2024		Q27.996.00	Q23.396.80	Q5.589.20	Q2.294.37	Q98.18	Q0.00	FIDUCIARIOS								
Q28.826.00	Q28.826.00	Q0.00	Q0.00	21-01-2019	12-01-2024		Q28.826.00	Q23.126.00	Q5.700.00	Q2.359.61	Q100.9										

Cuenta General	Saldo Disponible (Agrupado)	Saldo Disponible (Agrupado)	Debitos por Asignación 2019 (Agrupado)	Disponibilidad en el Contabilizado mayo - agosto 2020	Fecha de Cierre de Ejercicio	Fecha del Ejercicio de Ejecución	Fecha del último pago realizado	Saldo Capital	Capital Total	Capital Asignado	Saldo Ejercido	Intereses en mora	Otros Cargos	Tipo de Garantía	Saldo de Capital				
															Reprogramación	Ajustes	Reprogramación	Ajustes	
Q99,615.59	Q99,615.59	Q0.00	Q0.00	Q0.00	11/12/2013	05/12/2020	24/09/2003	Q99,615.59	Q19,933.11	Q78,682.48	Q0.00	Q0.00	Q0.00	Q0.00	HIPOTECARIOS				
Q99,500.00	Q99,500.00	Q0.00	Q0.00	Q0.00	21/03/2001	11/02/2008	05/02/2009	Q79,600.00	Q0.00	Q79,600.00	Q0.00	Q0.00	Q0.00	Q0.00	RENDARIOS-FIDUCIARIOS				
Q99,631.21	Q99,631.21	Q0.00	Q0.00	Q0.00	26/08/2003	16/08/2012		Q79,745.57	Q0.00	Q79,745.57	Q0.00	Q0.00	Q0.00	Q0.00	RENDARIOS-FIDUCIARIOS				
Q99,865.38	Q99,865.38	Q0.00	Q0.00	Q0.00	26/04/2001	03/04/2010		Q81,133.15	Q0.00	Q81,133.15	Q0.00	Q0.00	Q0.00	Q0.00	FIDUCIARIOS				
Q99,836.35	Q99,836.35	Q0.00	Q0.00	Q0.00	23/05/2005	15/05/2012	23/07/2004	Q50,808.55	Q0.00	Q50,808.55	Q0.00	Q0.00	Q0.00	Q0.00	RENDARIOS-FIDUCIARIOS				
Q98,063.93	Q98,063.93	Q0.00	Q0.00	Q0.00	23/05/2005	15/05/2012	01/08/2005	Q98,063.93	Q0.00	Q98,063.93	Q0.00	Q0.00	Q0.00	Q0.00	RENDARIOS-FIDUCIARIOS				
Q99,700.00	Q99,700.00	Q0.00	Q0.00	Q0.00	09/09/2005	20/09/2012	10/04/2003	Q99,499.94	Q0.00	Q99,499.94	Q0.00	Q0.00	Q0.00	Q0.00	RENDARIOS-FIDUCIARIOS				
Q98,876.22	Q98,876.22	Q0.00	Q0.00	Q0.00	23/11/2005	23/11/2012	29/06/2005	Q59,852.74	Q0.00	Q59,852.74	Q0.00	Q0.00	Q0.00	Q0.00	RENDARIOS-FIDUCIARIOS				
Q98,000.00	Q98,000.00	Q0.00	Q0.00	Q0.00	23/11/2005	23/11/2012	27/11/2007	Q78,400.00	Q0.00	Q78,400.00	Q0.00	Q0.00	Q0.00	Q0.00	RENDARIOS-FIDUCIARIOS				
Q98,876.22	Q98,876.22	Q0.00	Q0.00	Q0.00	19/12/2005	20/12/2012	07/10/2008	Q49,875.86	Q0.00	Q49,875.86	Q0.00	Q0.00	Q0.00	Q0.00	RENDARIOS-FIDUCIARIOS				
Q99,766.10	Q99,766.10	Q0.00	Q0.00	Q0.00	12/05/2006	20/05/2013		Q267,267.74	Q0.00	Q267,267.74	Q0.00	Q0.00	Q0.00	Q0.00	HIPOTECARIOS				
Q99,500.00	Q99,500.00	Q0.00	Q0.00	Q0.00	25/09/2005	20/09/2013		Q99,499.45	Q0.00	Q99,499.45	Q0.00	Q0.00	Q0.00	Q0.00	RENDARIOS-FIDUCIARIOS				
Q47,025.07	Q47,025.07	Q0.00	Q0.00	Q0.00	25/09/2006	18/09/2013	26/06/2006	Q47,025.07	Q0.00	Q47,025.07	Q0.00	Q0.00	Q0.00	Q0.00	RENDARIOS-FIDUCIARIOS				
Q60,000.00	Q60,000.00	Q0.00	Q0.00	Q0.00	01/04/2009	20/03/2016	01/04/2008	Q60,000.00	Q0.00	Q60,000.00	Q0.00	Q0.00	Q0.00	Q0.00	RENDARIOS-FIDUCIARIOS				
Q99,998.00	Q99,998.00	Q0.00	Q0.00	Q0.00	03/04/2009	20/04/2016	08/08/2012	Q99,998.00	Q0.00	Q99,998.00	Q0.00	Q0.00	Q0.00	Q0.00	RENDARIOS-FIDUCIARIOS				
Q52,803.00	Q52,803.00	Q0.00	Q0.00	Q0.00	08/06/2001	05/06/2008	30/12/2003	Q52,803.00	Q0.00	Q52,803.00	Q0.00	Q0.00	Q0.00	Q0.00	RENDARIOS-FIDUCIARIOS				
Q87,058.20	Q87,058.20	Q0.00	Q0.00	Q0.00	04/07/2001	16/06/2006		Q87,058.20	Q0.00	Q87,058.20	Q0.00	Q0.00	Q0.00	Q0.00	PRENDARIOS				
Q594,536.70	Q594,536.70	Q0.00	Q0.00	Q0.00	04/03/2002	10/03/2011		Q594,536.70	Q0.00	Q594,536.70	Q0.00	Q0.00	Q0.00	Q0.00	CARPO-RENDARIO-FIDUCIARIOS				
Q81,456.39	Q81,456.39	Q0.00	Q0.00	Q0.00	12/04/2002	20/04/2011		Q81,456.39	Q0.00	Q81,456.39	Q0.00	Q0.00	Q0.00	Q0.00	PRENDARIOS				
Q57,875.49	Q57,875.49	Q0.00	Q0.00	Q0.00	01/07/2002	20/07/2011		Q58,812.11	Q0.00	Q58,812.11	Q0.00	Q0.00	Q0.00	Q0.00	RENDARIOS-FIDUCIARIOS				
Q96,302.00	Q96,302.00	Q0.00	Q0.00	Q0.00	09/10/2002	03/10/2009		Q96,633.56	Q0.00	Q96,633.56	Q0.00	Q0.00	Q0.00	Q0.00	PRENDARIOS				
Q1,499,973.18	Q1,499,973.18	Q0.00	Q0.00	Q0.00	31/01/2003	05/01/2012		Q1,499,973.18	Q0.00	Q1,499,973.18	Q0.00	Q0.00	Q0.00	Q0.00	FIDUCIARIOS				
Q13,243.75	Q13,243.75	Q0.00	Q0.00	Q0.00	18/09/2003	01/07/2017		Q13,243.75	Q0.00	Q13,243.75	Q0.00	Q0.00	Q0.00	Q0.00	RENDARIOS-FIDUCIARIOS				
Q66,000.00	Q66,000.00	Q0.00	Q0.00	Q0.00	23/10/2001	01/10/2017	23/09/2008	Q66,000.00	Q0.00	Q66,000.00	Q0.00	Q0.00	Q0.00	Q0.00	RENDARIOS-FIDUCIARIOS				
Q100,000.00	Q100,000.00	Q0.00	Q0.00	Q0.00	21/11/2005	20/11/2012		Q100,000.00	Q0.00	Q100,000.00	Q0.00	Q0.00	Q0.00	Q0.00	FIDUCIARIOS				
Q75,782.88	Q75,782.88	Q0.00	Q0.00	Q0.00	19/05/2005	16/04/2012	13/01/2003	Q16,919.16	Q0.00	Q16,919.16	Q0.00	Q0.00	Q0.00	Q0.00	FIDUCIARIOS				
Q99,700.00	Q99,700.00	Q0.00	Q0.00	Q0.00	02/07/2003	29/07/2012	15/02/2003	Q99,700.00	Q0.00	Q99,700.00	Q0.00	Q0.00	Q0.00	Q0.00	FIDUCIARIOS				
Q1,531,678.22	Q1,531,678.22	Q0.00	Q0.00	Q0.00	24/11/2004	10/11/2011		Q1,530,678.22	Q0.00	Q1,530,678.22	Q0.00	Q0.00	Q0.00	Q0.00	POTECARIOS-RENDARIOS				
Q99,999.00	Q99,999.00	Q0.00	Q0.00	Q0.00	09/10/2005	05/10/2013	27/12/2002	Q99,999.00	Q0.00	Q99,999.00	Q0.00	Q0.00	Q0.00	Q0.00	PRENDARIOS				
Q1,042,476.19	Q1,042,476.19	Q0.00	Q0.00	Q0.00	29/10/2003	05/10/2013	20/01/2003	Q1,042,476.19	Q0.00	Q1,042,476.19	Q0.00	Q0.00	Q0.00	Q0.00	RENDARIOS-FIDUCIARIOS				
Q1,172,818.67	Q1,172,818.67	Q0.00	Q0.00	Q0.00	30/10/2003	30/10/2012	13/01/2003	Q1,172,818.67	Q0.00	Q1,172,818.67	Q0.00	Q0.00	Q0.00	Q0.00	RENDARIOS-FIDUCIARIOS				
Q1,033,076.50	Q1,033,076.50	Q0.00	Q0.00	Q0.00	09/06/2004	10/06/2013	02/06/2003	Q1,023,076.50	Q0.00	Q1,023,076.50	Q0.00	Q0.00	Q0.00	Q0.00	RENDARIOS-FIDUCIARIOS				
Q961,518.42	Q961,518.42	Q0.00	Q0.00	Q0.00	09/06/2004	10/06/2013	13/01/2003	Q961,518.42	Q0.00	Q961,518.42	Q0.00	Q0.00	Q0.00	Q0.00	RENDARIOS-FIDUCIARIOS				
Q70,836.55	Q70,836.55	Q0.00	Q0.00	Q0.00	17/05/2007	02/08/2014	25/01/2002	Q70,836.55	Q0.00	Q70,836.55	Q0.00	Q0.00	Q0.00	Q0.00	RENDARIOS-FIDUCIARIOS				
Q1,135,215.01	Q1,135,215.01	Q0.00	Q0.00	Q0.00	18/12/2003	15/12/2013	23/01/2003	Q1,135,215.01	Q0.00	Q1,135,215.01	Q0.00	Q0.00	Q0.00	Q0.00	RENDARIOS-FIDUCIARIOS				
Q55,334.83	Q55,334.83	Q0.00	Q0.00	Q0.00	26/01/2001	05/01/2008	16/10/2002	Q40,353.20	Q0.00	Q40,353.20	Q0.00	Q0.00	Q0.00	Q0.00	RENDARIOS-FIDUCIARIOS				
Q44,728.07	Q44,728.07	Q0.00	Q0.00	Q0.00	26/01/2001	05/01/2008	14/07/2003	Q44,728.07	Q0.00	Q44,728.07	Q0.00	Q0.00	Q0.00	Q0.00	RENDARIOS-FIDUCIARIOS				
Q46,043.16	Q46,043.16	Q0.00	Q0.00	Q0.00	26/01/2001	05/01/2008	18/11/2002	Q46,043.16	Q0.00	Q46,043.16	Q0.00	Q0.00	Q0.00	Q0.00	RENDARIOS-FIDUCIARIOS				
Q53,700.49	Q53,700.49	Q0.00	Q0.00	Q0.00	26/01/2001	05/01/2008	06/11/2002	Q53,700.00	Q0.00	Q53,700.00	Q0.00	Q0.00	Q0.00	Q0.00	RENDARIOS-FIDUCIARIOS				
Q43,027.16	Q43,027.16	Q0.00	Q0.00	Q0.00	26/01/2001	05/01/2008	24/01/2003	Q43,027.16	Q0.00	Q43,027.16	Q0.00	Q0.00	Q0.00	Q0.00	RENDARIOS-FIDUCIARIOS				
Q46,359.28	Q46,359.28	Q0.00	Q0.00	Q0.00	26/01/2001	05/01/2008	23/09/2004	Q42,859.28	Q0.00	Q42,859.28	Q0.00	Q0.00	Q0.00	Q0.00	RENDARIOS-FIDUCIARIOS				
Q45,251.16	Q45,251.16	Q0.00	Q0.00	Q0.00	26/01/2001	05/01/2008	31/08/2012	Q45,251.16	Q0.00	Q45,251.16	Q0.00	Q0.00	Q0.00	Q0.00	RENDARIOS-FIDUCIARIOS				
Q49,561.64	Q49,561.64	Q0.00	Q0.00	Q0.00	26/01/2001	05/01/2008		Q49,561.64	Q0.00	Q49,561.64	Q0.00	Q0.00	Q0.00	Q0.00	RENDARIOS-FIDUCIARIOS				
Q49,266.35	Q49,266.35	Q0.00	Q0.00	Q0.00	26/01/2001	05/01/2008		Q49,266.35	Q0.00	Q49,266.35	Q0.00	Q0.00	Q0.00	Q0.00	RENDARIOS-FIDUCIARIOS				
Q45,606.48	Q45,606.48	Q0.00	Q0.00	Q0.00	29/01/2001	05/01/2008	17/10/2001	Q45,606.48	Q0.00	Q45,606.48	Q0.00	Q0.00	Q0.00	Q0.00	RENDARIOS-FIDUCIARIOS				
Q48,147.08	Q48,147.08	Q0.00	Q0.00	Q0.00	29/01/2001	05/01/2008	09/10/2001	Q48,146.71	Q0.00	Q48,146.71	Q0.00	Q0.00	Q0.00	Q0.00	RENDARIOS-FIDUCIARIOS				
Q46,186.96	Q46,186.96	Q0.00	Q0.00	Q0.00	29/01/2001	05/01/2008	17/10/2001	Q46,186.96	Q0.00	Q46,186.96	Q0.00	Q0.00	Q0.00	Q0.00	RENDARIOS-FIDUCIARIOS				
Q47,181.11	Q47,181.11	Q0.00	Q0.00	Q0.00	29/01/2001	05/01/2008	17/10/2001	Q47,180.00	Q0.00	Q47,180.00	Q0.00	Q0.00	Q0.00	Q0.00	RENDARIOS-FIDUCIARIOS				
Q49,890.58	Q49,890.58	Q0.00	Q0.00	Q0.00	29/01/2001	05/01/2008	23/02/2006	Q49,890.58	Q0.00	Q49,890.58	Q0.00	Q0.00	Q0.00	Q0.00	RENDARIOS-FIDUCIARIOS				
Q46,359.28	Q46,359.28	Q0.00	Q0.00	Q0.00	29/01/2001	05/01/2008	11/04/2002	Q46,359.28	Q0.00	Q46,359.28	Q0.00	Q0.00	Q0.00	Q0.00	RENDARIOS-FIDUCIARIOS				
Q47,359.28	Q47,359.28	Q0.00	Q0.00	Q															



00001

Monto Cancelado (Aprobado)	Monto Previsto para ejecución	Devolución Anticipada Año 2010 (de marzo a la fecha)	Devoluciones en el Continente mayo-agosto 2011	Fecha de Cancelación del Crédito	Fecha de Cancelación del Fideicomiso	Fecha del último pago realizado	Saldo Capital	Capital Vigente	Capital Ponderado	Saldo Interés	Intereses en mora	Otros Cargos	Tipo de Garantía	Reprogrames			
														Saldo de Capital		Interés a Mora	
														Reprogrames	Ajustes	Reprogrames	Ajustes
Q100,000.00	Q100,000.00	Q0.00	Q0.00	25-05-2003	28-05-2012	21-07-2003	Q100,000.00	Q0.00	Q100,000.00	Q76,024.87	Q28,454.91	Q0.00	RENDARIOS-FIDUCIARIOS				
Q92,031.20	Q92,031.20	Q0.00	Q0.00	31-07-2003	03-07-2011	17-03-2005	Q92,031.20	Q185,431.20	Q71,600.00	00.00	Q0.00	Q0.00	FIDUCIARIOS				
Q94,168.45	Q94,168.45	Q0.00	Q0.00	14-05-2005	16-05-2015	03-08-2009	Q94,168.45	Q0.00	Q16,500.00	Q21,302.97	Q16,605.18	Q0.00	PRENDARIOS				
Q100,000.00	Q100,000.00	Q0.00	Q0.00	05-09-2000	16-09-2008	12-05-2009	Q100,000.00	Q0.00	Q100,000.00	Q9,875.14	Q12,239.54	Q0.00	FIDUCIARIOS				
Q12,000.00	Q12,000.00	Q0.00	Q0.00	15-10-2001	06-10-2005	03-09-2016	Q12,000.00	Q0.00	Q12,000.00	Q9,123.62	Q3,423.62	Q0.00	HIPOTECARIOS				
Q12,000.00	Q12,000.00	Q0.00	Q0.00	19-10-2007	16-10-2014		Q12,000.00	Q0.00	Q12,000.00	Q7,059.79	Q2,017.37	Q0.00	HIPOTECARIOS				
Q4,746,845.14	Q4,746,845.14	Q0.00	Q0.00	10-03-2003	10-03-2011		Q4,746,845.14	Q0.00	Q4,746,845.14	Q0.00	Q0.00	Q0.00	RENDARIOS-FIDUCIARIOS				
Q28,750.00	Q28,750.00	Q0.00	Q0.00	19-03-2011	31-03-2008		Q6,440.63	Q0.00	Q6,440.63	Q2,615.69	Q333.00	Q0.00	FIDUCIARIOS				
Q359,732.05	Q359,732.05	Q0.00	Q0.00	17-15-2004	20-15-2011		Q356,132.05	Q0.00	Q356,132.05	Q0.00	Q0.00	Q0.00	RENDARIOS-FIDUCIARIOS				
Q174,650.00	Q174,650.00	Q0.00	Q0.00	06-01-2005	10-07-2008		Q174,650.00	Q0.00	Q174,650.00	Q49,991.79	Q206,655.34	Q0.00	RENDARIOS-FIDUCIARIOS				
Q41,103,327.67	Q41,103,327.67	Q0.00	Q0.00	15-12-2003	15-12-2010	18-12-2008	Q2,934,381.82	Q0.00	Q2,934,381.82	Q0.00	Q0.00	Q0.00	RENDARIOS-FIDUCIARIOS				
Q76,000.00	Q76,000.00	Q0.00	Q0.00	19-10-2001	19-10-2008	30-11-2017	Q43,428.58	Q0.00	Q43,428.58	Q30,290.35	Q10,493.51	Q0.00	PRENDARIOS				
Q26,500.00	Q26,500.00	Q0.00	Q0.00	19-03-2002	20-07-2009	15-03-2013	Q16,443.34	Q0.00	Q16,443.34	Q11,568.52	Q3,562.29	Q0.00	PRENDARIOS				
Q82,000.00	Q82,000.00	Q0.00	Q0.00	14-05-2007	02-08-2014	31-10-2013	Q81,998.91	Q0.00	Q81,998.91	Q4,187.92	Q10,065.19	Q0.00	RENDARIOS-FIDUCIARIOS				
Q100,000.00	Q100,000.00	Q0.00	Q0.00	07-12-2005	12-10-2012		Q100,000.00	Q0.00	Q100,000.00	Q64,983.56	Q43,854.81	Q0.00	FIDUCIARIOS				
Q70,427.05	Q70,427.05	Q0.00	Q0.00	24-03-2006	27-03-2017		Q63,427.01	Q0.00	Q63,427.01	Q11,690.34	Q1,418.38	Q0.00	FIDUCIARIOS				
Q99,999.00	Q99,999.00	Q0.00	Q0.00	07-02-2005	29-02-2017		Q99,999.00	Q0.00	Q99,999.00	Q56,644.45	Q4,381.33	Q0.00	PRENDARIOS				
Q100,000.00	Q100,000.00	Q0.00	Q0.00	07-02-2008	18-02-2017	09-07-2013	Q100,000.00	Q0.00	Q100,000.00	Q54,515.57	Q26,563.59	Q0.00	PRENDARIOS				
Q100,000.00	Q100,000.00	Q0.00	Q0.00	19-03-2008	05-04-2016	04-01-2013	Q100,000.00	Q0.00	Q100,000.00	Q16,120.55	Q30,545.17	Q0.00	PRENDARIOS				
Q99,990.00	Q99,990.00	Q0.00	Q0.00	23-04-2008	15-04-2016	15-07-2013	Q99,990.00	Q0.00	Q99,990.00	Q35,500.00	Q10,245.51	Q0.00	PRENDARIOS				
Q1,141,887.28	Q1,141,887.28	Q0.00	Q0.00	29-10-2003	29-10-2012	17-11-2014	Q1,141,887.28	Q0.00	Q1,141,887.28	Q0.00	Q0.00	Q0.00	FIDUCIARIOS				
Q100,000.00	Q100,000.00	Q0.00	Q0.00	14-12-2006	16-12-2015		Q100,000.00	Q0.00	Q100,000.00	Q33,152.04	Q13,482.58	Q0.00	FIDUCIARIOS				
Q741,429.14	Q741,429.14	Q0.00	Q0.00	10-06-2009	05-06-2016	11-12-2014	Q670,473.83	Q0.00	Q670,473.83	Q39,326.60	Q28,197.55	Q0.00	POTECARIOS-FIDUCIARIOS				
Q2,213,815.88	Q2,213,815.88	Q0.00	Q0.00	03-03-2010	26-01-2017	26-11-2012	Q2,156,940.76	Q0.00	Q2,156,940.76	Q0.00	Q0.00	Q0.00	FIDUCIARIOS				
Q288,000.00	Q288,000.00	Q0.00	Q0.00	16-04-2010	16-04-2017		Q288,000.00	Q0.00	Q288,000.00	Q0.00	Q0.00	Q0.00	FIDUCIARIOS				
Q633,190.23	Q633,190.23	Q0.00	Q0.00	27-09-2010	24-08-2017	26-11-2011	Q633,190.23	Q0.00	Q633,190.23	Q0.00	Q0.00	Q0.00	FIDUCIARIOS				
Q778,321.44	Q778,321.44	Q0.00	Q0.00	28-03-2010	24-04-2017	17-12-2012	Q778,321.44	Q0.00	Q778,321.44	Q0.00	Q0.00	Q0.00	FIDUCIARIOS				
Q931,100.62	Q931,100.62	Q0.00	Q0.00	31-05-2011	30-05-2020	16-01-2012	Q931,100.62	Q0.00	Q931,100.62	Q69,253.00	Q218,419.79	Q0.00	FIDUCIARIOS				
Q1,343,145.59	Q1,343,145.59	Q0.00	Q0.00	06-07-2013	31-05-2021	16-01-2012	Q1,259,359.67	Q273,145.59	Q986,214.08	Q14,288.30	Q47,001.36	Q0.00	HIPOTECARIOS				
Q75,000.00	Q75,000.00	Q0.00	Q0.00	23-06-2010	10-06-2017	16-01-2012	Q75,000.00	Q0.00	Q75,000.00	Q30,000.00	Q17,663.70	Q0.00	FIDUCIARIOS				
Q100,000.00	Q100,000.00	Q0.00	Q0.00	28-06-2010	25-05-2017	16-01-2012	Q91,670.50	Q0.00	Q91,670.50	Q30,065.22	Q30,897.42	Q0.00	FIDUCIARIOS				
Q57,431.10	Q57,431.10	Q0.00	Q0.00	23-11-2010	16-01-2017	16-01-2012	Q45,944.88	Q0.00	Q45,944.88	Q14,317.18	Q6,204.14	Q0.00	FIDUCIARIOS				
Q42,254.34	Q42,254.34	Q0.00	Q0.00	23-11-2010	16-11-2017	16-01-2012	Q42,254.34	Q0.00	Q42,254.34	Q18,747.23	Q6,944.26	Q0.00	FIDUCIARIOS				
Q60,000.00	Q60,000.00	Q0.00	Q0.00	22-11-2010	16-11-2017		Q36,000.00	Q0.00	Q36,000.00	Q9,532.58	Q6,150.82	Q0.00	FIDUCIARIOS				
Q60,000.00	Q60,000.00	Q0.00	Q0.00	25-11-2010	16-11-2017		Q60,000.00	Q0.00	Q60,000.00	Q31,287.78	Q12,953.11	Q0.00	FIDUCIARIOS				
Q45,403.15	Q45,403.15	Q0.00	Q0.00	23-11-2010	16-11-2017		Q45,403.15	Q0.00	Q45,403.15	Q30,156.29	Q9,892.19	Q0.00	FIDUCIARIOS				
Q66,555.30	Q66,555.30	Q0.00	Q0.00	23-11-2010	16-11-2017		Q66,555.30	Q0.00	Q66,555.30	Q0.00	Q0.00	Q0.00	FIDUCIARIOS				
Q78,820.00	Q78,820.00	Q0.00	Q0.00	10-12-2010	16-12-2017	11-12-2013	Q78,820.00	Q0.00	Q78,820.00	Q6,589.28	Q2,619.58	Q0.00	FIDUCIARIOS				
Q20,340.27	Q20,340.27	Q0.00	Q0.00	20-12-2010	16-12-2017	16-01-2012	Q20,340.27	Q0.00	Q20,340.27	Q8,037.26	Q4,301.75	Q0.00	FIDUCIARIOS				
Q23,000.00	Q23,000.00	Q0.00	Q0.00	20-12-2010	16-12-2017		Q23,000.00	Q0.00	Q23,000.00	Q9,132.26	Q4,903.26	Q0.00	FIDUCIARIOS				
Q21,412.72	Q21,412.72	Q0.00	Q0.00	20-12-2010	16-12-2017	14-08-2015	Q21,412.72	Q0.00	Q21,412.72	Q6,489.81	Q4,559.29	Q0.00	FIDUCIARIOS				
Q21,412.72	Q21,412.72	Q0.00	Q0.00	20-12-2010	16-12-2017		Q21,412.72	Q0.00	Q21,412.72	Q6,479.81	Q4,559.29	Q0.00	FIDUCIARIOS				
Q18,112.73	Q18,112.73	Q0.00	Q0.00	20-12-2010	16-12-2017		Q18,112.73	Q0.00	Q18,112.73	Q1,197.28	Q3,870.85	Q0.00	FIDUCIARIOS				
Q20,371.12	Q20,371.12	Q0.00	Q0.00	22-12-2010	16-12-2017		Q20,371.12	Q0.00	Q20,371.12	Q6,038.50	Q4,301.83	Q0.00	FIDUCIARIOS				
Q18,112.73	Q18,112.73	Q0.00	Q0.00	22-12-2010	16-12-2017		Q18,112.73	Q0.00	Q18,112.73	Q6,002.82	Q3,870.85	Q0.00	FIDUCIARIOS				
Q29,000.00	Q29,000.00	Q0.00	Q0.00	22-12-2010	16-12-2017		Q29,000.00	Q0.00	Q29,000.00	Q11,810.89	Q6,193.41	Q0.00	FIDUCIARIOS				
Q22,228.06	Q22,228.06	Q0.00	Q0.00	22-12-2010	16-12-2017	11-11-2014	Q22,228.06	Q0.00	Q22,228.06	Q8,802.46	Q2,010.75	Q0.00	FIDUCIARIOS				
Q15,000.00	Q15,000.00	Q0.00	Q0.00	22-12-2010	16-12-2017		Q15,000.00	Q0.00	Q15,000.00	Q6,605.24	Q3,181.11	Q0.00	FIDUCIARIOS				
Q24,000.00	Q24,000.00	Q0.00	Q0.00	22-12-2010	16-12-2017		Q24,000.00	Q0.00	Q24,000.00	Q8,462.79	Q5,076.07	Q0.00	FIDUCIARIOS				
Q20,440.00	Q20,440.00	Q0.00	Q0.00	15-01-2011	11-12-2017		Q20,440.00	Q0.00	Q20,440.00	Q1,994.12	Q4,290.60	Q0.00	FIDUCIARIOS				
Q21,648.00	Q21,648.00	Q0.00	Q0.00	26-09-2012	16-09-2019	14-01-2013	Q21,648.00	Q0.00	Q21,648.00	Q7,815.06	Q2,803.23	Q0.00	FIDUCIARIOS				
Q23,322.40	Q23,322.40	Q0.00	Q0.00	26-09-2012	16-09-2019	14-01-2013	Q23,322.40	Q0.00	Q23,322.40	Q8,422.75	Q3,021.81	Q0.00	FIDUCIARIOS				
Q23,398.00	Q23,398.00	Q0.00	Q0.00	26-09-2012	23-09-2019	23-01-2014	Q23,398.00	Q0.00	Q23,398.00	Q6,372.51	Q3,078.94	Q0.00	FIDUCIARIOS				
Q22,447.40	Q22,447.40	Q0.00	Q0.00	26-09-2012	16-09-2019		Q22,447.40	Q0.00	Q22,447.40	Q8,108.34	Q2,910.27	Q0.00	FIDUCIARIOS				
Q22,797.40	Q22,797.40	Q0.00	Q0.00	26-09-2012	16-09-2019	25-02-2014	Q22,797.40	Q0.00	Q22,797.40	Q6,235.06	Q2,946.30	Q0.00	FIDUCIARIOS				
Q22,698.00	Q22,698.00	Q0.00	Q0.00	26-09-2012	16-09-2019		Q22,698.00	Q0.00	Q22,698.00	Q6,180.62	Q2,924.92	Q0.00	FIDUCIARIOS				
Q22,797.40	Q22,797.40	Q0.00	Q0.00	26-09-2012	16-09-2019		Q22,797.40	Q0.00	Q22,797.40	Q6,225.06	Q2,946.30	Q0.00	FIDUCIARIOS				
Q24,547.40	Q24,547.40	Q0.00	Q0.00	26-09-2012	16-09-2019		Q24,547.40	Q0.00	Q24,547.40	Q1,593.86	Q3,184.33	Q0.00	FIDUCIARIOS				
Q23,923.00	Q23,923.00	Q0.00	Q0.00	26-09-2012	16-09-2019		Q23,923.00	Q0.00	Q23,923.00	Q8,663.52	Q3,093.95	Q0.00	FIDUCIARIOS				
Q22,348.00	Q22,348.00	Q0.00	Q0.00	26-09-2012	16-09-2019												

Monte Concedido (Aprobado)	Fecha de Devolución del préstamo	Institución Acreditada (de enero a la fecha)	Divulgación en el Cuadro de Inversión mayo - agosto 2012	Fecha de Pago del Préstamo	Fecha del Pago del Préstamo	Fecha del último pago realizada	Saldo Capital	Capital Vigente	Capital Vigente	Saldo Intereses	Intereses en mora	Otros Cargos	Tipo de Garantía	Responsables			
														Del 01 de mayo al 31 de agosto de 2012			
														Saldo de Capital		Intereses y Mora	
Responsables	Ajustes	Responsables	Ajustes														
Q18,500.00	Q18,500.00	Q0.00	Q0.00	31/05/2011	15/05/2011		Q18,500.00	Q0.00	Q18,500.00	Q7,791.33	Q0.00	Q0.00	FIDUCIARIOS				
Q18,500.00	Q18,500.00	Q0.00	Q0.00	31/05/2011	14/05/2011		Q18,500.00	Q0.00	Q18,500.00	Q4,300.97	Q0.00	Q0.00	FIDUCIARIOS				
Q19,450.00	Q19,450.00	Q0.00	Q0.00	16/05/2011	15/05/2011		Q19,450.00	Q0.00	Q19,450.00	Q8,172.97	Q0.00	Q0.00	FIDUCIARIOS				
Q21,372.33	Q21,372.33	Q0.00	Q0.00	02/06/2011	15/06/2011	14/09/2012	Q21,372.33	Q0.00	Q21,372.33	Q8,974.49	Q0.00	Q0.00	FIDUCIARIOS				
Q21,372.33	Q21,372.33	Q0.00	Q0.00	02/06/2011	15/06/2011		Q21,372.33	Q0.00	Q21,372.33	Q8,974.49	Q0.00	Q0.00	FIDUCIARIOS				
Q21,443.55	Q21,443.55	Q0.00	Q0.00	02/06/2011	15/06/2011		Q21,443.55	Q0.00	Q21,443.55	Q11,760.07	Q0.00	Q0.00	FIDUCIARIOS				
Q24,897.40	Q24,897.40	Q0.00	Q0.00	08/06/2012	16/08/2011	29/11/2012	Q16,621.90	Q0.00	Q16,621.90	Q1,495.56	Q0.00	Q0.00	FIDUCIARIOS				
Q25,072.40	Q25,072.40	Q0.00	Q0.00	09/06/2012	16/08/2011	10/05/2012	Q25,072.40	Q0.00	Q25,072.40	Q9,184.56	Q0.00	Q0.00	FIDUCIARIOS				
Q24,273.00	Q24,273.00	Q0.00	Q0.00	09/06/2012	16/08/2011	22/05/2012	Q24,273.00	Q0.00	Q24,273.00	Q8,904.77	Q0.00	Q0.00	FIDUCIARIOS				
Q23,497.40	Q23,497.40	Q0.00	Q0.00	09/06/2012	16/08/2011	21/11/2012	Q23,497.40	Q0.00	Q23,497.40	Q7,535.05	Q0.00	Q0.00	FIDUCIARIOS				
Q24,772.40	Q24,772.40	Q0.00	Q0.00	10/06/2012	16/08/2011	29/01/2012	Q24,772.40	Q0.00	Q24,772.40	Q9,085.08	Q0.00	Q0.00	FIDUCIARIOS				
Q24,022.40	Q24,022.40	Q0.00	Q0.00	10/06/2012	16/08/2011	09/05/2012	Q24,022.40	Q0.00	Q24,022.40	Q8,813.82	Q0.00	Q0.00	FIDUCIARIOS				
Q24,089.90	Q24,089.90	Q0.00	Q0.00	10/06/2012	16/08/2011	11/05/2012	Q24,089.90	Q0.00	Q24,089.90	Q8,529.84	Q0.00	Q0.00	FIDUCIARIOS				
Q23,748.00	Q23,748.00	Q0.00	Q0.00	10/06/2012	16/08/2011		Q23,748.00	Q0.00	Q23,748.00	Q8,494.67	Q0.00	Q0.00	FIDUCIARIOS				
Q25,498.00	Q25,498.00	Q0.00	Q0.00	10/06/2012	16/08/2011		Q25,498.00	Q0.00	Q25,498.00	Q13,586.07	Q0.00	Q0.00	FIDUCIARIOS				
Q25,148.00	Q25,148.00	Q0.00	Q0.00	10/06/2012	16/08/2011		Q25,148.00	Q0.00	Q25,148.00	Q9,228.89	Q0.00	Q0.00	FIDUCIARIOS				
Q27,616.20	Q27,616.20	Q0.00	Q0.00	18/12/2012	16/12/2012		Q27,616.20	Q0.00	Q27,616.20	Q20,081.76	Q0.00	Q0.00	FIDUCIARIOS				
Q97,000.00	Q97,000.00	Q0.00	Q0.00	04/10/2007	10/10/2010		Q12,471.52	Q12,471.52	Q0.00	Q0.00	Q0.00	PRENDARIOS-FIDUCIARIOS					
Q24,699.02	Q24,699.02	Q0.00	Q0.00	19/06/2011	10/06/2011	10/06/2012	Q18,524.12	Q0.00	Q18,524.12	Q1,892.24	Q0.00	Q0.00	FIDUCIARIOS			Q1,747.90	
Q710,856.31	Q710,856.31	Q0.00	Q0.00	27/07/2006	10/09/2013		Q297,320.92	Q297,320.92	Q0.00	Q0.00	Q0.00	PRENDARIOS					
Q29,822.00	Q29,822.00	Q0.00	Q0.00	05/10/2017	16/10/2013		Q29,822.43	Q29,822.43	Q0.00	Q0.00	Q0.00	FIDUCIARIOS					
Q29,656.00	Q29,656.00	Q0.00	Q0.00	19/10/2017	16/10/2013		Q29,656.00	Q29,656.00	Q0.00	Q0.00	Q0.00	FIDUCIARIOS					
Q29,932.00	Q29,932.00	Q0.00	Q0.00	03/03/2018	16/03/2014	09/05/2012	Q29,932.00	Q29,932.00	Q0.00	Q0.00	Q0.00	FIDUCIARIOS					
Q29,932.00	Q29,932.00	Q0.00	Q0.00	11/05/2018	16/03/2014	11/05/2012	Q29,932.00	Q29,932.00	Q0.00	Q0.00	Q0.00	FIDUCIARIOS				Q0.00	
Q28,294.00	Q28,294.00	Q0.00	Q0.00	19/09/2011	16/09/2013		Q28,294.00	Q28,294.00	Q0.00	Q0.00	Q0.00	FIDUCIARIOS				Q0.00	
Q27,112.00	Q27,112.00	Q0.00	Q0.00	19/09/2011	16/09/2013		Q27,112.00	Q27,112.00	Q0.00	Q0.00	Q0.00	FIDUCIARIOS					
Q28,855.00	Q28,855.00	Q0.00	Q0.00	19/09/2011	16/09/2013		Q28,855.00	Q28,855.00	Q0.00	Q0.00	Q0.00	FIDUCIARIOS					
Q28,097.00	Q28,097.00	Q0.00	Q0.00	19/09/2011	16/09/2013		Q28,097.00	Q28,097.00	Q0.00	Q0.00	Q0.00	FIDUCIARIOS					
Q28,688.00	Q28,688.00	Q0.00	Q0.00	19/09/2011	16/09/2013		Q28,688.00	Q28,688.00	Q0.00	Q0.00	Q0.00	FIDUCIARIOS					
Q29,874.00	Q29,874.00	Q0.00	Q0.00	19/09/2011	16/09/2013		Q29,874.00	Q29,874.00	Q0.00	Q0.00	Q0.00	FIDUCIARIOS					
Q27,960.00	Q27,960.00	Q0.00	Q0.00	19/09/2011	16/09/2013		Q27,960.00	Q27,960.00	Q0.00	Q0.00	Q0.00	FIDUCIARIOS					
Q29,673.00	Q29,673.00	Q0.00	Q0.00	19/09/2011	16/09/2013		Q29,673.00	Q29,673.00	Q0.00	Q0.00	Q0.00	FIDUCIARIOS					
Q29,082.00	Q29,082.00	Q0.00	Q0.00	19/09/2011	16/09/2013		Q29,082.00	Q29,082.00	Q0.00	Q0.00	Q0.00	FIDUCIARIOS					
Q29,870.00	Q29,870.00	Q0.00	Q0.00	19/09/2011	16/09/2013		Q29,870.00	Q29,870.00	Q0.00	Q0.00	Q0.00	FIDUCIARIOS					
Q28,294.00	Q28,294.00	Q0.00	Q0.00	19/09/2011	16/09/2013		Q28,294.00	Q28,294.00	Q0.00	Q0.00	Q0.00	FIDUCIARIOS					
Q27,309.00	Q27,309.00	Q0.00	Q0.00	19/09/2011	16/09/2013		Q27,309.00	Q27,309.00	Q0.00	Q0.00	Q0.00	FIDUCIARIOS					
Q27,703.00	Q27,703.00	Q0.00	Q0.00	19/09/2011	16/09/2013		Q27,703.00	Q27,703.00	Q0.00	Q0.00	Q0.00	FIDUCIARIOS					
Q27,703.00	Q27,703.00	Q0.00	Q0.00	19/09/2011	16/09/2013		Q27,703.00	Q27,703.00	Q0.00	Q0.00	Q0.00	FIDUCIARIOS					
Q27,900.00	Q27,900.00	Q0.00	Q0.00	19/09/2011	16/09/2013		Q27,900.00	Q27,900.00	Q0.00	Q0.00	Q0.00	FIDUCIARIOS					
Q28,688.00	Q28,688.00	Q0.00	Q0.00	19/09/2011	16/09/2013		Q28,688.00	Q28,688.00	Q0.00	Q0.00	Q0.00	FIDUCIARIOS					
Q27,309.00	Q27,309.00	Q0.00	Q0.00	19/09/2011	16/09/2013		Q27,309.00	Q27,309.00	Q0.00	Q0.00	Q0.00	FIDUCIARIOS					
Q27,309.00	Q27,309.00	Q0.00	Q0.00	19/09/2011	16/09/2013		Q27,309.00	Q27,309.00	Q0.00	Q0.00	Q0.00	FIDUCIARIOS					
Q28,915.00	Q28,915.00	Q0.00	Q0.00	19/09/2011	16/09/2013		Q28,915.00	Q28,915.00	Q0.00	Q0.00	Q0.00	FIDUCIARIOS					
Q27,703.00	Q27,703.00	Q0.00	Q0.00	19/09/2011	16/09/2013		Q27,703.00	Q27,703.00	Q0.00	Q0.00	Q0.00	FIDUCIARIOS					
Q27,703.00	Q27,703.00	Q0.00	Q0.00	19/09/2011	16/09/2013		Q27,703.00	Q27,703.00	Q0.00	Q0.00	Q0.00	FIDUCIARIOS					
Q27,506.00	Q27,506.00	Q0.00	Q0.00	19/09/2011	16/09/2013		Q27,506.00	Q27,506.00	Q0.00	Q0.00	Q0.00	FIDUCIARIOS					
Q28,097.00	Q28,097.00	Q0.00	Q0.00	19/09/2011	16/09/2013		Q28,097.00	Q28,097.00	Q0.00	Q0.00	Q0.00	FIDUCIARIOS					
Q29,870.00	Q29,870.00	Q0.00	Q0.00	19/09/2011	16/09/2013		Q29,870.00	Q29,870.00	Q0.00	Q0.00	Q0.00	FIDUCIARIOS					
Q29,476.00	Q29,476.00	Q0.00	Q0.00	19/09/2011	16/09/2013		Q29,476.00	Q29,476.00	Q0.00	Q0.00	Q0.00	FIDUCIARIOS					
Q29,673.00	Q29,673.00	Q0.00	Q0.00	19/09/2011	16/09/2013		Q29,673.00	Q29,673.00	Q0.00	Q0.00	Q0.00	FIDUCIARIOS					
Q29,279.00	Q29,279.00	Q0.00	Q0.00	19/09/2011	16/09/2013		Q29,279.00	Q29,279.00	Q0.00	Q0.00	Q0.00	FIDUCIARIOS					
Q28,491.00	Q28,491.00	Q0.00	Q0.00	24/09/2011	16/09/2013		Q28,491.00	Q28,491.00	Q0.00	Q0.00	Q0.00	FIDUCIARIOS					
Q28,294.00	Q28,294.00	Q0.00	Q0.00	24/09/2011	16/09/2013		Q28,294.00	Q28,294.00	Q0.00	Q0.00	Q0.00	FIDUCIARIOS					
Q28,207.00	Q28,207.00	Q0.00	Q0.00	24/09/2011	16/09/2013		Q28,207.00	Q28,207.00	Q0.00	Q0.00	Q0.00	FIDUCIARIOS					
Q27,309.00	Q27,309.00	Q0.00	Q0.00	24/09/2011	16/09/2013		Q27,309.00	Q27,309.00	Q0.00	Q0.00	Q0.00	FIDUCIARIOS					
Q28,097.00	Q28,097.00	Q0.00	Q0.00	24/09/2011	16/09/2013		Q28,097.00	Q28,097.00	Q0.00	Q0.00	Q0.00	FIDUCIARIOS					
Q28,097.00	Q28,097.00	Q0.00	Q0.00	24/09/2011	16/09/2013		Q28,097.00	Q28,097.00	Q0.00	Q0.00	Q0.00	FIDUCIARIOS					
Q28,097.00	Q28,097.00	Q0.00	Q0.00	24/09/2011	16/09/2013		Q28,097.00	Q28,097.00	Q0.00	Q0.00	Q0.00	FIDUCIARIOS					
Q27,703.00	Q27,703.00	Q0.00	Q0.00	24/09/2011	16/09/2013		Q27,703.00	Q27,703.00	Q0.00	Q0.00	Q0.00	FIDUCIARIOS					
Q29,279.00	Q29,279.00	Q0.00	Q0.00	24/09/2011	16/09/2013		Q29,279.00	Q29,279.00	Q0.00	Q0.00	Q0.00	FIDUCIARIOS					
Q28,294.00	Q28,294.00	Q0.00	Q0.00	24/09/2011	16/09/2013		Q28,294.00	Q28,294.00	Q0.00	Q0.00	Q0.00	FIDUCIARIOS					
Q28,097.00	Q28,097.00	Q0.00	Q0.00	24/09/2011	16/09/2013		Q28,097.00	Q28,097.00	Q0.00	Q0.00	Q0.00	FIDUCIARIOS					
Q28,885.00	Q28,885.00	Q0.00	Q0.00	24/09/2011	16/09/2013		Q28,885.00	Q28,885.00	Q0.00	Q0.00	Q0.00	FIDUCIARIOS					
Q29,082.00	Q29,082.00	Q0.00	Q0.00	24/09/2011	16/09/2013		Q29,082.00	Q29,082.00	Q0.00	Q0.00	Q0.00	FIDUCIARIOS					
Q28,097.00	Q28,097.00	Q0.00	Q0.00	24/09/2011	16/09/2013		Q28,097.00	Q28,097.00	Q0.00	Q0.00	Q0.00	FIDUCIARIOS					
Q28,097.00	Q28,097.00	Q0.00	Q0.00	24/09/2011	16/09/2013		Q28,097.00	Q28,097.00	Q0.00	Q0.00	Q0.00	FIDUCIARIOS					
Q27,309.00	Q27,309.00	Q0.00	Q0.00	24/09/2011	16/09/2013		Q27,309.00	Q27,309									

Número Cuenta(s) (Agrupado)	Montos Disponibilizados (del presupuesto)	Distribución Arrendatario (de enero a la fecha)	Distribución en el Cuadrimestre mayo - junio 2018	Fecha de Cierre del Programa	Fecha del Emplazamiento del Programa	Fecha del último pago realizado	Saldo Capital	Capital Vigente	Capital Vencido	Saldo Intereses	Intereses en mora	Otros Cargos	Tipo de Garantías	Saldo de Capital			
														Restrospectivos	Ajustes	Restrospectivos	Ajustes
Q29,870.00	Q29,870.00	Q0.00	Q0.00	25-09-2019	16-09-2023		Q29,870.00	Q29,870.00	Q0.00	Q1,258.56	Q0.00	Q0.00	FIDUCIARIOS				
Q29,279.00	Q29,279.00	Q0.00	Q0.00	25-09-2019	16-09-2023		Q29,279.00	Q29,279.00	Q0.00	Q1,234.62	Q0.00	Q0.00	FIDUCIARIOS				
Q29,476.00	Q29,476.00	Q0.00	Q0.00	25-09-2019	16-09-2023		Q29,476.00	Q29,476.00	Q0.00	Q1,241.46	Q0.00	Q0.00	FIDUCIARIOS				
Q27,703.00	Q27,703.00	Q0.00	Q0.00	25-09-2019	16-09-2023		Q27,703.00	Q27,703.00	Q0.00	Q1,169.64	Q0.00	Q0.00	FIDUCIARIOS				
Q29,870.00	Q29,870.00	Q0.00	Q0.00	25-09-2019	16-09-2023		Q29,870.00	Q29,870.00	Q0.00	Q1,258.56	Q0.00	Q0.00	FIDUCIARIOS				
Q29,685.00	Q29,685.00	Q0.00	Q0.00	25-09-2019	16-09-2023	31-03-2020	Q29,685.00	Q29,685.00	Q0.00	Q1,210.65	Q0.00	Q0.00	FIDUCIARIOS				
Q29,294.00	Q29,294.00	Q0.00	Q0.00	25-09-2019	16-09-2023	10-06-2020	Q29,294.00	Q29,294.00	Q0.00	Q1,193.59	Q0.00	Q0.00	FIDUCIARIOS				
Q29,294.00	Q29,294.00	Q0.00	Q0.00	25-09-2019	16-09-2023		Q29,294.00	Q29,294.00	Q0.00	Q1,193.56	Q0.00	Q0.00	FIDUCIARIOS				
Q27,900.00	Q27,900.00	Q0.00	Q0.00	25-09-2019	16-09-2023		Q27,900.00	Q27,900.00	Q0.00	Q1,176.45	Q0.00	Q0.00	FIDUCIARIOS				
Q27,506.00	Q27,506.00	Q0.00	Q0.00	25-09-2019	16-09-2023		Q27,506.00	Q27,506.00	Q0.00	Q1,159.39	Q0.00	Q0.00	FIDUCIARIOS				
Q27,506.00	Q27,506.00	Q0.00	Q0.00	25-09-2019	16-09-2023		Q27,506.00	Q27,506.00	Q0.00	Q1,159.38	Q0.00	Q0.00	FIDUCIARIOS				
Q29,476.00	Q29,476.00	Q0.00	Q0.00	25-09-2019	16-09-2023		Q29,476.00	Q29,476.00	Q0.00	Q1,241.46	Q0.00	Q0.00	FIDUCIARIOS				
Q27,506.00	Q27,506.00	Q0.00	Q0.00	25-09-2019	16-09-2023		Q27,506.00	Q27,506.00	Q0.00	Q1,159.38	Q0.00	Q0.00	FIDUCIARIOS				
Q27,309.00	Q27,309.00	Q0.00	Q0.00	25-09-2019	16-09-2023		Q27,309.00	Q27,309.00	Q0.00	Q1,152.54	Q0.00	Q0.00	FIDUCIARIOS				
Q27,309.00	Q27,309.00	Q0.00	Q0.00	20-11-2019	06-11-2023		Q27,309.00	Q27,309.00	Q0.00	Q963.82	Q0.00	Q0.00	FIDUCIARIOS				
Q27,506.00	Q27,506.00	Q0.00	Q0.00	20-11-2019	06-11-2023		Q27,506.00	Q27,506.00	Q0.00	Q969.54	Q0.00	Q0.00	FIDUCIARIOS				
Q65,827.17	Q65,827.17	Q0.00	Q0.00	27-04-2019	05-04-2024		Q54,807.88	Q54,807.88	Q0.00	Q1,009.48	Q0.00	Q0.00	HIPOTECARIOS				
Q100,000.00	Q100,000.00	Q0.00	Q0.00	20-11-2010	15-11-2021	10-08-2020	Q28,581.38	Q28,581.38	Q0.00	Q1,024.32	Q0.00	Q0.00	HIPOTECARIOS	Q14,282.10			Q1,361.90
Q29,932.00	Q29,932.00	Q0.00	Q0.00	08-12-2017	05-12-2023		Q29,932.00	Q29,932.00	Q0.00	Q999.99	Q0.00	Q0.00	FIDUCIARIOS				
Q29,992.00	Q29,992.00	Q0.00	Q0.00	08-12-2017	05-12-2023		Q29,992.00	Q29,992.00	Q0.00	Q967.47	Q0.00	Q0.00	FIDUCIARIOS				
Q29,660.00	Q29,660.00	Q0.00	Q0.00	08-12-2017	05-12-2023		Q29,660.00	Q29,660.00	Q0.00	Q916.63	Q0.00	Q0.00	FIDUCIARIOS				
Q29,826.00	Q29,826.00	Q0.00	Q0.00	08-12-2017	05-12-2023		Q29,826.00	Q29,826.00	Q0.00	Q942.05	Q0.00	Q0.00	FIDUCIARIOS				
Q27,166.00	Q27,166.00	Q0.00	Q0.00	08-12-2017	05-12-2023		Q27,166.00	Q27,166.00	Q0.00	Q907.85	Q0.00	Q0.00	FIDUCIARIOS				
Q29,328.00	Q29,328.00	Q0.00	Q0.00	08-12-2017	05-12-2023		Q29,328.00	Q29,328.00	Q0.00	Q970.22	Q0.00	Q0.00	FIDUCIARIOS				
Q29,324.00	Q29,324.00	Q0.00	Q0.00	08-12-2017	05-12-2023		Q29,324.00	Q29,324.00	Q0.00	Q981.02	Q0.00	Q0.00	FIDUCIARIOS				
Q29,826.00	Q29,826.00	Q0.00	Q0.00	08-12-2017	05-12-2023		Q29,826.00	Q29,826.00	Q0.00	Q962.05	Q0.00	Q0.00	FIDUCIARIOS				
Q27,830.00	Q27,830.00	Q0.00	Q0.00	20-02-2017	05-02-2023		Q27,830.00	Q27,830.00	Q0.00	Q929.53	Q0.00	Q0.00	FIDUCIARIOS				
Q27,664.00	Q27,664.00	Q0.00	Q0.00	20-02-2017	05-02-2023		Q27,664.00	Q27,664.00	Q0.00	Q924.11	Q0.00	Q0.00	FIDUCIARIOS				
Q29,932.00	Q29,932.00	Q0.00	Q0.00	20-02-2017	05-02-2023		Q29,932.00	Q29,932.00	Q0.00	Q999.99	Q0.00	Q0.00	FIDUCIARIOS				
Q29,932.00	Q29,932.00	Q0.00	Q0.00	20-02-2017	05-02-2023		Q29,932.00	Q29,932.00	Q0.00	Q999.99	Q0.00	Q0.00	FIDUCIARIOS				
Q27,498.00	Q27,498.00	Q0.00	Q0.00	20-02-2017	05-02-2023		Q27,498.00	Q27,498.00	Q0.00	Q918.69	Q0.00	Q0.00	FIDUCIARIOS				
Q27,664.00	Q27,664.00	Q0.00	Q0.00	20-02-2017	05-02-2023		Q27,664.00	Q27,664.00	Q0.00	Q924.11	Q0.00	Q0.00	FIDUCIARIOS				
Q29,158.00	Q29,158.00	Q0.00	Q0.00	20-02-2017	05-02-2023		Q29,158.00	Q29,158.00	Q0.00	Q972.89	Q0.00	Q0.00	FIDUCIARIOS				
Q29,162.00	Q29,162.00	Q0.00	Q0.00	20-02-2017	05-02-2023		Q29,162.00	Q29,162.00	Q0.00	Q940.37	Q0.00	Q0.00	FIDUCIARIOS				
Q27,664.00	Q27,664.00	Q0.00	Q0.00	20-02-2017	05-02-2023		Q27,664.00	Q27,664.00	Q0.00	Q924.11	Q0.00	Q0.00	FIDUCIARIOS				
Q27,166.00	Q27,166.00	Q0.00	Q0.00	20-02-2017	05-02-2023		Q27,166.00	Q27,166.00	Q0.00	Q907.85	Q0.00	Q0.00	FIDUCIARIOS				
Q29,932.00	Q29,932.00	Q0.00	Q0.00	20-02-2017	05-02-2023		Q29,932.00	Q29,932.00	Q0.00	Q999.99	Q0.00	Q0.00	FIDUCIARIOS				
Q29,932.00	Q29,932.00	Q0.00	Q0.00	20-02-2017	05-02-2023		Q29,932.00	Q29,932.00	Q0.00	Q999.99	Q0.00	Q0.00	FIDUCIARIOS				
Q27,166.00	Q27,166.00	Q0.00	Q0.00	20-02-2017	05-02-2023		Q27,166.00	Q27,166.00	Q0.00	Q907.85	Q0.00	Q0.00	FIDUCIARIOS				
Q29,992.00	Q29,992.00	Q0.00	Q0.00	03-01-2018	05-01-2024	23-09-2019	Q29,992.00	Q29,992.00	Q0.00	Q881.91	Q0.00	Q0.00	FIDUCIARIOS				
Q27,664.00	Q27,664.00	Q0.00	Q0.00	03-01-2018	05-01-2024	27-02-2020	Q27,664.00	Q27,664.00	Q0.00	Q814.99	Q0.00	Q0.00	FIDUCIARIOS				
Q29,992.00	Q29,992.00	Q0.00	Q0.00	03-01-2018	05-01-2024	28-07-2020	Q29,992.00	Q29,992.00	Q0.00	Q853.23	Q0.00	Q0.00	FIDUCIARIOS				
Q27,166.00	Q27,166.00	Q0.00	Q0.00	03-01-2018	05-01-2024	18-10-2019	Q27,166.00	Q27,166.00	Q0.00	Q800.65	Q0.00	Q0.00	FIDUCIARIOS				
Q29,328.00	Q29,328.00	Q0.00	Q0.00	03-01-2018	05-01-2024	04-02-2020	Q29,328.00	Q29,328.00	Q0.00	Q834.11	Q0.00	Q0.00	FIDUCIARIOS				
Q29,324.00	Q29,324.00	Q0.00	Q0.00	27-09-2018	05-01-2024	23-06-2020	Q29,324.00	Q29,324.00	Q0.00	Q865.18	Q0.00	Q0.00	FIDUCIARIOS				
Q29,826.00	Q29,826.00	Q0.00	Q0.00	27-09-2018	05-01-2024	11-03-2020	Q29,826.00	Q29,826.00	Q0.00	Q848.45	Q0.00	Q0.00	FIDUCIARIOS				
Q29,932.00	Q29,932.00	Q0.00	Q0.00	27-09-2018	05-01-2024	24-01-2020	Q29,932.00	Q29,932.00	Q0.00	Q881.91	Q0.00	Q0.00	FIDUCIARIOS				
Q27,830.00	Q27,830.00	Q0.00	Q0.00	27-09-2018	05-01-2024	13-02-2020	Q27,830.00	Q27,830.00	Q0.00	Q819.77	Q0.00	Q0.00	FIDUCIARIOS				
Q29,826.00	Q29,826.00	Q0.00	Q0.00	27-09-2018	05-01-2024		Q29,826.00	Q29,826.00	Q0.00	Q879.52	Q0.00	Q0.00	FIDUCIARIOS				
Q27,830.00	Q27,830.00	Q0.00	Q0.00	23-02-2018	05-02-2024		Q27,830.00	Q27,830.00	Q0.00	Q716.87	Q0.00	Q0.00	FIDUCIARIOS				
Q140,000.00	Q140,000.00	Q0.00	Q0.00	26-09-2009	23-02-2021		Q13,959.80	Q6,999.51	Q6,960.29	Q647.11	Q8.64	Q0.00	HIPOTECARIOS	Q29,940.00			Q3,042.29
Q14,700.99	Q14,700.99	Q0.00	Q0.00	09-04-2012	10-04-2021	28-07-2020	Q8,875.64	Q8,875.64	Q0.00	Q2,509.84	Q0.00	Q0.00	HIPOTECARIOS				
Q130,000.00	Q130,000.00	Q0.00	Q0.00	21-02-2014	21-02-2021		Q79,975.00	Q79,975.00	Q0.00	Q3,115.76	Q0.00	Q0.00	HIPOTECARIOS				
Q920,323.90	Q920,323.90	Q0.00	Q0.00	10-02-2015	10-02-2022		Q808,174.84	Q808,174.84	Q0.00	Q17,427.96	Q0.00	Q0.00	FIDUCIARIOS				
Q16,614.13	Q16,614.13	Q0.00	Q0.00	21-02-2018	21-02-2024	21-08-2020	Q310,852.63	Q310,852.63	Q0.00	Q0.00	Q0.00	Q0.00	FIDUCIARIOS	Q8,028.73			Q31,971.25
Q27,498.00	Q27,498.00	Q0.00	Q0.00	27-11-2017	16-11-2023		Q27,498.00	Q27,498.00	Q0.00	Q983.10	Q0.00	Q0.00	FIDUCIARIOS				
Q27,830.00	Q27,830.00	Q0.00	Q0.00	01-12-2017	16-12-2023		Q27,830.00	Q27,830.00	Q0.00	Q991.80	Q0.00	Q0.00	FIDUCIARIOS				


Monto Cuadrado (Aprobado)	Monto Distribuido a las subterreas	Desembolso Autorizado en 2018 (de mayo a la fecha)	Desembolso en el Cuadrimestre mayo a agosto 2018	Fecha de Cierre del Programa	Fecha del último pago realizado	Saldo Capital	Capital Usado	Capital Vencido	Saldo Interés	Intereses en mora	Otras Cargas	Tipo de Garantía	Resumen			
													Saldo de Capital		Intereses y Otras	
													Reconstrucción	Asistencia	Reconstrucción	Asistencia
Q27,703.00	Q27,703.00	Q0.00	Q0.00	01-10-2019	16-10-2020	Q27,703.00	Q27,703.00	Q0.00	Q1,149.12	Q0.00	Q0.00	FIDUCIARIOS				
Q29,870.00	Q29,870.00	Q0.00	Q0.00	01-10-2019	16-10-2020	Q29,870.00	Q29,870.00	Q0.00	Q1,236.48	Q0.00	Q0.00	FIDUCIARIOS				
Q29,874.00	Q29,874.00	Q0.00	Q0.00	01-10-2019	16-10-2020	Q29,874.00	Q29,874.00	Q0.00	Q1,236.48	Q0.00	Q0.00	FIDUCIARIOS				
Q27,900.00	Q27,900.00	Q0.00	Q0.00	01-10-2019	16-10-2020	Q27,900.00	Q27,900.00	Q0.00	Q1,155.84	Q0.00	Q0.00	FIDUCIARIOS				
Q27,900.00	Q27,900.00	Q0.00	Q0.00	01-10-2019	16-10-2020	Q27,900.00	Q27,900.00	Q0.00	Q1,155.84	Q0.00	Q0.00	FIDUCIARIOS				
Q28,294.00	Q28,294.00	Q0.00	Q0.00	03-10-2019	16-10-2020	Q28,294.00	Q28,294.00	Q0.00	Q1,165.66	Q0.00	Q0.00	FIDUCIARIOS				
Q28,688.00	Q28,688.00	Q0.00	Q0.00	03-10-2019	16-10-2020	Q28,688.00	Q28,688.00	Q0.00	Q1,182.36	Q0.00	Q0.00	FIDUCIARIOS				
Q27,309.00	Q27,309.00	Q0.00	Q0.00	03-10-2019	16-10-2020	Q27,309.00	Q27,309.00	Q0.00	Q1,125.58	Q0.00	Q0.00	FIDUCIARIOS				
Q28,294.00	Q28,294.00	Q0.00	Q0.00	03-10-2019	16-10-2020	Q28,294.00	Q28,294.00	Q0.00	Q1,165.66	Q0.00	Q0.00	FIDUCIARIOS				
Q29,682.00	Q29,682.00	Q0.00	Q0.00	03-10-2019	16-10-2020	Q29,682.00	Q29,682.00	Q0.00	Q1,199.96	Q0.00	Q0.00	FIDUCIARIOS				
Q28,294.00	Q28,294.00	Q0.00	Q0.00	03-10-2019	16-10-2020	Q28,294.00	Q28,294.00	Q0.00	Q1,165.66	Q0.00	Q0.00	FIDUCIARIOS				
Q27,506.00	Q27,506.00	Q0.00	Q0.00	03-10-2019	16-10-2020	Q27,506.00	Q27,506.00	Q0.00	Q1,132.26	Q0.00	Q0.00	FIDUCIARIOS				
Q27,309.00	Q27,309.00	Q0.00	Q0.00	03-10-2019	16-10-2020	Q27,309.00	Q27,309.00	Q0.00	Q1,125.58	Q0.00	Q0.00	FIDUCIARIOS				
Q27,703.00	Q27,703.00	Q0.00	Q0.00	03-10-2019	16-10-2020	Q27,703.00	Q27,703.00	Q0.00	Q1,142.58	Q0.00	Q0.00	FIDUCIARIOS				
Q27,900.00	Q27,900.00	Q0.00	Q0.00	03-10-2019	16-10-2020	Q27,900.00	Q27,900.00	Q0.00	Q1,148.96	Q0.00	Q0.00	FIDUCIARIOS				
Q28,294.00	Q28,294.00	Q0.00	Q0.00	03-10-2019	16-10-2020	Q28,294.00	Q28,294.00	Q0.00	Q1,165.66	Q0.00	Q0.00	FIDUCIARIOS				
Q29,870.00	Q29,870.00	Q0.00	Q0.00	03-10-2019	16-10-2020	Q29,870.00	Q29,870.00	Q0.00	Q1,239.12	Q0.00	Q0.00	FIDUCIARIOS				
Q27,900.00	Q27,900.00	Q0.00	Q0.00	03-10-2019	16-10-2020	Q27,900.00	Q27,900.00	Q0.00	Q1,148.96	Q0.00	Q0.00	FIDUCIARIOS				
Q29,870.00	Q29,870.00	Q0.00	Q0.00	03-10-2019	16-10-2020	Q29,870.00	Q29,870.00	Q0.00	Q1,239.12	Q0.00	Q0.00	FIDUCIARIOS				
Q28,097.00	Q28,097.00	Q0.00	Q0.00	03-10-2019	16-10-2020	Q28,097.00	Q28,097.00	Q0.00	Q1,155.64	Q0.00	Q0.00	FIDUCIARIOS				
Q27,506.00	Q27,506.00	Q0.00	Q0.00	03-10-2019	16-10-2020	Q27,506.00	Q27,506.00	Q0.00	Q1,132.26	Q0.00	Q0.00	FIDUCIARIOS				
Q28,491.00	Q28,491.00	Q0.00	Q0.00	03-10-2019	16-10-2020	Q28,491.00	Q28,491.00	Q0.00	Q1,172.34	Q0.00	Q0.00	FIDUCIARIOS				
Q28,294.00	Q28,294.00	Q0.00	Q0.00	03-10-2019	16-10-2020	Q28,294.00	Q28,294.00	Q0.00	Q1,165.66	Q0.00	Q0.00	FIDUCIARIOS				
Q29,870.00	Q29,870.00	Q0.00	Q0.00	03-10-2019	16-10-2020	Q29,870.00	Q29,870.00	Q0.00	Q1,239.12	Q0.00	Q0.00	FIDUCIARIOS				
Q28,688.00	Q28,688.00	Q0.00	Q0.00	04-10-2019	16-10-2020	Q28,688.00	Q28,688.00	Q0.00	Q1,178.82	Q0.00	Q0.00	FIDUCIARIOS				
Q27,506.00	Q27,506.00	Q0.00	Q0.00	04-10-2019	16-10-2020	Q27,506.00	Q27,506.00	Q0.00	Q1,132.87	Q0.00	Q0.00	FIDUCIARIOS				
Q28,688.00	Q28,688.00	Q0.00	Q0.00	04-10-2019	16-10-2020	Q28,688.00	Q28,688.00	Q0.00	Q1,178.82	Q0.00	Q0.00	FIDUCIARIOS				
Q27,309.00	Q27,309.00	Q0.00	Q0.00	04-10-2019	16-10-2020	Q27,309.00	Q27,309.00	Q0.00	Q1,122.21	Q0.00	Q0.00	FIDUCIARIOS				
Q27,506.00	Q27,506.00	Q0.00	Q0.00	04-10-2019	16-10-2020	Q27,506.00	Q27,506.00	Q0.00	Q1,128.87	Q0.00	Q0.00	FIDUCIARIOS				
Q27,703.00	Q27,703.00	Q0.00	Q0.00	04-10-2019	16-10-2020	Q27,703.00	Q27,703.00	Q0.00	Q1,138.86	Q0.00	Q0.00	FIDUCIARIOS				
Q28,294.00	Q28,294.00	Q0.00	Q0.00	12-11-2019	23-10-2020	Q28,294.00	Q28,294.00	Q0.00	Q2,393.16	Q0.00	Q0.00	FIDUCIARIOS				
Q26,914.00	Q26,914.00	Q0.00	Q0.00	12-11-2019	23-10-2020	Q26,914.00	Q26,914.00	Q0.00	Q2,275.56	Q0.00	Q0.00	FIDUCIARIOS				
Q28,294.00	Q28,294.00	Q0.00	Q0.00	12-11-2019	23-10-2020	Q28,294.00	Q28,294.00	Q0.00	Q2,393.16	Q0.00	Q0.00	FIDUCIARIOS				
Q28,294.00	Q28,294.00	Q0.00	Q0.00	12-11-2019	23-10-2020	Q28,294.00	Q28,294.00	Q0.00	Q2,393.16	Q0.00	Q0.00	FIDUCIARIOS				
Q27,703.00	Q27,703.00	Q0.00	Q0.00	12-11-2019	16-11-2020	Q27,703.00	Q27,703.00	Q0.00	Q1,603.48	Q0.00	Q0.00	FIDUCIARIOS				
Q27,112.00	Q27,112.00	Q0.00	Q0.00	12-11-2019	16-11-2020	Q27,112.00	Q27,112.00	Q0.00	Q981.96	Q0.00	Q0.00	FIDUCIARIOS				
Q27,703.00	Q27,703.00	Q0.00	Q0.00	12-11-2019	16-11-2020	Q27,703.00	Q27,703.00	Q0.00	Q2,343.18	Q0.00	Q0.00	FIDUCIARIOS				
Q27,112.00	Q27,112.00	Q0.00	Q0.00	12-11-2019	16-11-2020	Q27,112.00	Q27,112.00	Q0.00	Q2,293.20	Q0.00	Q0.00	FIDUCIARIOS				
Q28,885.00	Q28,885.00	Q0.00	Q0.00	12-11-2019	16-11-2020	Q28,885.00	Q28,885.00	Q0.00	Q2,456.60	Q0.00	Q0.00	FIDUCIARIOS				
Q27,112.00	Q27,112.00	Q0.00	Q0.00	12-11-2019	16-11-2020	Q27,112.00	Q27,112.00	Q0.00	Q981.96	Q0.00	Q0.00	FIDUCIARIOS				
Q27,900.00	Q27,900.00	Q0.00	Q0.00	12-11-2019	16-11-2020	Q27,900.00	Q27,900.00	Q0.00	Q2,360.82	Q0.00	Q0.00	FIDUCIARIOS				
Q28,294.00	Q28,294.00	Q0.00	Q0.00	12-11-2019	16-11-2020	Q28,294.00	Q28,294.00	Q0.00	Q2,393.16	Q0.00	Q0.00	FIDUCIARIOS				
Q27,506.00	Q27,506.00	Q0.00	Q0.00	12-11-2019	16-11-2020	Q27,506.00	Q27,506.00	Q0.00	Q996.66	Q0.00	Q0.00	FIDUCIARIOS				
Q28,491.00	Q28,491.00	Q0.00	Q0.00	12-11-2019	16-11-2020	Q28,491.00	Q28,491.00	Q0.00	Q1,031.94	Q0.00	Q0.00	FIDUCIARIOS				
Q28,491.00	Q28,491.00	Q0.00	Q0.00	12-11-2019	16-11-2020	Q28,491.00	Q28,491.00	Q0.00	Q1,031.94	Q0.00	Q0.00	FIDUCIARIOS				
Q27,112.00	Q27,112.00	Q0.00	Q0.00	12-11-2019	16-11-2020	Q27,112.00	Q27,112.00	Q0.00	Q981.96	Q0.00	Q0.00	FIDUCIARIOS				
Q28,491.00	Q28,491.00	Q0.00	Q0.00	12-11-2019	16-11-2020	Q28,491.00	Q28,491.00	Q0.00	Q1,031.94	Q0.00	Q0.00	FIDUCIARIOS				
Q28,294.00	Q28,294.00	Q0.00	Q0.00	12-11-2019	16-11-2020	Q28,294.00	Q28,294.00	Q0.00	Q1,026.06	Q0.00	Q0.00	FIDUCIARIOS				
Q27,309.00	Q27,309.00	Q0.00	Q0.00	12-11-2019	23-10-2020	Q27,309.00	Q27,309.00	Q0.00	Q2,316.84	Q0.00	Q0.00	FIDUCIARIOS				
Q27,309.00	Q27,309.00	Q0.00	Q0.00	12-11-2019	16-11-2020	Q27,309.00	Q27,309.00	Q0.00	Q2,316.84	Q0.00	Q0.00	FIDUCIARIOS				
Q29,476.00	Q29,476.00	Q0.00	Q0.00	12-11-2019	16-11-2020	Q29,476.00	Q29,476.00	Q0.00	Q2,493.12	Q0.00	Q0.00	FIDUCIARIOS				
Q29,874.00	Q29,874.00	Q0.00	Q0.00	12-11-2019	16-11-2020	Q29,874.00	Q29,874.00	Q0.00	Q2,535.46	Q0.00	Q0.00	FIDUCIARIOS				
Q29,656.00	Q29,656.00	Q0.00	Q0.00	20-12-2018	12-12-2020	Q29,656.00	Q29,656.00	Q0.00	Q2,810.07	Q0.00	Q0.00	FIDUCIARIOS				
Q29,932.00	Q29,932.00	Q0.00	Q0.00	20-12-2018	12-12-2020	Q29,932.00	Q29,932.00	Q0.00	Q2,821.04	Q0.00	Q0.00	FIDUCIARIOS				
Q28,836.00	Q28,836.00	Q0.00	Q0.00	21-01-2019	13-01-2024	Q28,836.00	Q28,836.00	Q0.00	Q693.68	Q0.00	Q0.00	FIDUCIARIOS				
Q28,836.00	Q28,836.00	Q0.00	Q0.00	21-01-2019	13-01-2024	Q28,836.00	Q28,836.00	Q0.00	Q693.68	Q0.00	Q0.00	FIDUCIARIOS				
Q28,162.00	Q28,162.00	Q0.00	Q0.00	21-01-2019	13-01-2024	Q28,162.00	Q28,162.00	Q0.00	Q658.88	Q0.00	Q0.00	FIDUCIARIOS				
Q28,491.00	Q28,491.00	Q0.00	Q0.00	21-01-2019	13-01-2024	Q28,491.00	Q28,491.00	Q0.00	Q644.96	Q0.00	Q0.00	FIDUCIARIOS				
Q99,997.23	Q99,997.23	Q0.00	Q0.00	07-05-2014	05-05-2021	Q99,997.23	Q99,999.29	Q0.00	Q293.93	Q0.00	Q0.00	FIDUCIARIOS	Q19,999.01		Q2,158.89	
Q99,978.48	Q99,978.48	Q0.00	Q0.00	07-05-2014	03-05-2021	Q99,978.48	Q99,999.29	Q0.00	Q1,208.40	Q0.00	Q0.00	FIDUCIARIOS	Q18,293.94		Q5,171.87	
					01-06-2020								Q15,086.04		Q16,379.52	
					11-05-2020								Q9,748.43		Q11.30	
					29-05-2020								Q88,511.36		Q9,293.69	
					30-05-2020								Q11,574.07		Q1,218.61	
					11-06-2020								Q96,379.25		Q2,424.20	
					24-06-2020								Q25,178.20		Q7,006.84	
					26-06-2020								Q5,989.68		Q260.40	
					14-07-2020								Q83,969.27		Q0.00	
					16-07-2020								Q11,979.20		Q1,511.62	
					21-07-2020											

Monto Capitalizado (Aprobado)	Monto Desembolsado e/fin anterior	Desembolsos Autorizados (de enero a la fecha)	Desembolsos en el Cuatrimestre mayo - agosto 2018	Fecha de Cierre del Proceso	Fecha del último pago realizado	Saldo Capital	Capital Pignón	Capital Vencido	Saldo Intereses	Intereses en mora	Otras Cargas	Tipo de Garantías	Saldo de Capital				
													Reproducible		Ajuste		
													Reproducible	Ajuste	Reproducible	Ajuste	
Q26,816.20	Q26,816.20	Q0.00	Q0.00	15/12/2015	16/12/2012	Q26,816.20	Q16,689.72	Q0.00	Q4,348.25	Q263.52	Q0.00	FIDUCIARIOS					
Q25,412.20	Q25,412.20	Q0.00	Q0.00	15/12/2015	16/12/2012	Q25,412.20	Q15,247.32	Q0.00	Q0,164.88	Q6,282.19	Q405.45	FIDUCIARIOS					
Q26,816.20	Q26,816.20	Q0.00	Q0.00	15/12/2015	16/12/2012	Q26,816.20	Q16,689.72	Q0.00	Q0,726.48	Q6,561.64	Q263.52	FIDUCIARIOS					
Q24,944.20	Q24,944.20	Q0.00	Q0.00	15/12/2015	16/12/2012	Q24,944.20	Q14,566.52	Q0.00	Q0,977.68	Q6,112.34	Q147.78	FIDUCIARIOS					
Q26,016.40	Q26,016.40	Q0.00	Q0.00	15/12/2015	16/12/2012	Q26,016.40	Q15,609.84	Q0.00	Q0,406.56	Q6,370.90	Q109.51	FIDUCIARIOS					
Q29,795.20	Q29,795.20	Q0.00	Q0.00	15/12/2015	16/12/2012	Q29,795.20	Q17,877.12	Q0.00	Q11,918.08	Q7,289.52	Q645.60	FIDUCIARIOS					
Q25,412.20	Q25,412.20	Q0.00	Q0.00	15/12/2015	16/12/2012	Q25,412.20	Q15,912.47	Q0.00	Q0,499.73	Q6,163.82	Q211.71	FIDUCIARIOS					
Q26,348.20	Q26,348.20	Q0.00	Q0.00	15/12/2015	16/12/2012	Q26,348.20	Q15,808.92	Q0.00	Q0,539.28	Q6,454.34	Q221.37	FIDUCIARIOS					
Q25,412.20	Q25,412.20	Q0.00	Q0.00	15/12/2015	19/12/2012	29/05/2018	Q25,412.20	Q15,247.32	Q0.00	Q10,164.88	Q6,217.00	Q490.57	FIDUCIARIOS				
Q25,314.40	Q25,314.40	Q0.00	Q0.00	15/12/2015	16/12/2012	Q25,314.40	Q15,657.20	Q0.00	Q0,402.54	Q6,889.54	Q0.00	FIDUCIARIOS					
Q26,484.40	Q26,484.40	Q0.00	Q0.00	15/12/2015	16/12/2012	Q26,484.40	Q15,890.64	Q0.00	Q0,593.76	Q6,480.81	Q222.06	FIDUCIARIOS					
Q27,866.20	Q27,866.20	Q0.00	Q0.00	15/12/2015	16/12/2012	27/03/2017	Q27,866.20	Q16,791.72	Q0.00	Q11,194.48	Q6,851.28	Q255.17	FIDUCIARIOS				
Q25,080.40	Q25,080.40	Q0.00	Q0.00	15/12/2015	13/12/2011	Q25,080.40	Q12,540.20	Q0.00	Q12,540.20	Q6,309.93	Q687.79	FIDUCIARIOS					
Q29,795.20	Q29,795.20	Q0.00	Q0.00	15/12/2015	16/12/2012	Q29,795.20	Q17,877.12	Q0.00	Q11,918.08	Q7,289.52	Q645.60	FIDUCIARIOS					
Q27,358.60	Q27,358.60	Q0.00	Q0.00	15/12/2015	16/12/2012	27/12/2016	Q27,358.60	Q16,415.16	Q0.00	Q10,943.44	Q6,693.24	Q592.56	FIDUCIARIOS				
Q28,528.60	Q28,528.60	Q0.00	Q0.00	15/12/2015	16/12/2012	Q28,528.60	Q17,117.16	Q0.00	Q11,411.44	Q6,983.01	Q558.77	FIDUCIARIOS					
Q29,230.00	Q29,230.00	Q0.00	Q0.00	15/12/2015	16/12/2012	Q29,230.00	Q15,538.00	Q0.00	Q11,692.00	Q7,153.83	Q636.52	FIDUCIARIOS					
Q26,718.40	Q26,718.40	Q0.00	Q0.00	15/12/2015	16/12/2012	Q26,718.40	Q16,031.04	Q0.00	Q10,687.36	Q6,544.42	Q615.36	FIDUCIARIOS					
Q25,178.20	Q25,178.20	Q0.00	Q0.00	15/12/2015	16/12/2012	Q25,178.20	Q15,108.92	Q0.00	Q10,071.28	Q6,164.56	Q548.14	FIDUCIARIOS					
Q27,186.40	Q27,186.40	Q0.00	Q0.00	15/12/2015	16/12/2012	Q27,186.40	Q16,311.84	Q0.00	Q10,874.56	Q6,523.12	Q592.30	FIDUCIARIOS					
Q25,314.40	Q25,314.40	Q0.00	Q0.00	15/12/2015	19/12/2012	Q25,314.40	Q15,182.64	Q0.00	Q10,125.76	Q6,107.34	Q490.60	FIDUCIARIOS					
Q26,483.80	Q26,483.80	Q0.00	Q0.00	15/12/2015	16/12/2012	Q26,483.80	Q15,590.28	Q0.00	Q10,593.52	Q6,400.60	Q574.78	FIDUCIARIOS					
Q29,795.20	Q29,795.20	Q0.00	Q0.00	15/12/2015	16/12/2012	Q29,795.20	Q17,877.12	Q0.00	Q11,918.08	Q7,289.52	Q645.60	FIDUCIARIOS					
Q26,590.00	Q26,590.00	Q0.00	Q0.00	15/12/2015	16/12/2012	Q26,590.00	Q16,134.00	Q0.00	Q10,156.00	Q6,585.96	Q254.90	FIDUCIARIOS					
Q27,284.20	Q27,284.20	Q0.00	Q0.00	15/12/2015	16/12/2012	Q27,284.20	Q16,370.52	Q0.00	Q10,913.68	Q6,680.21	Q292.60	FIDUCIARIOS					
Q25,178.20	Q25,178.20	Q0.00	Q0.00	15/12/2015	16/12/2012	Q25,178.20	Q15,108.92	Q0.00	Q10,071.28	Q6,164.56	Q548.14	FIDUCIARIOS					
Q25,178.20	Q25,178.20	Q0.00	Q0.00	15/12/2015	16/12/2012	Q25,178.20	Q15,108.92	Q0.00	Q10,071.28	Q6,164.56	Q548.14	FIDUCIARIOS					
Q25,196.80	Q25,196.80	Q0.00	Q0.00	15/12/2015	16/12/2012	Q25,196.80	Q15,918.08	Q0.00	Q11,278.72	Q6,902.17	Q256.53	FIDUCIARIOS					
Q25,782.40	Q25,782.40	Q0.00	Q0.00	28/12/2015	16/12/2012	Q25,782.40	Q15,469.44	Q0.00	Q10,312.96	Q6,368.39	Q265.50	FIDUCIARIOS					
Q27,284.20	Q27,284.20	Q0.00	Q0.00	28/12/2015	16/12/2012	Q27,284.20	Q16,370.52	Q0.00	Q10,913.68	Q6,680.21	Q292.60	FIDUCIARIOS					
Q26,952.40	Q26,952.40	Q0.00	Q0.00	28/12/2015	16/12/2012	Q26,952.40	Q16,171.44	Q0.00	Q10,780.96	Q6,636.52	Q277.46	FIDUCIARIOS					
Q26,348.20	Q26,348.20	Q0.00	Q0.00	28/12/2015	16/12/2012	Q26,348.20	Q15,890.64	Q0.00	Q10,539.28	Q6,412.09	Q274.58	FIDUCIARIOS					
Q27,431.80	Q27,431.80	Q0.00	Q0.00	28/12/2015	16/12/2012	Q27,431.80	Q16,459.08	Q0.00	Q10,972.72	Q6,873.53	Q600.90	FIDUCIARIOS					
Q25,412.20	Q25,412.20	Q0.00	Q0.00	28/12/2015	16/12/2012	Q25,412.20	Q15,247.32	Q0.00	Q10,164.88	Q6,178.80	Q491.82	FIDUCIARIOS					
Q27,186.40	Q27,186.40	Q0.00	Q0.00	28/12/2015	16/12/2012	Q27,186.40	Q16,311.84	Q0.00	Q10,874.56	Q6,698.18	Q526.59	FIDUCIARIOS					
Q25,314.40	Q25,314.40	Q0.00	Q0.00	28/12/2015	16/12/2012	Q25,314.40	Q15,182.64	Q0.00	Q10,125.76	Q6,159.28	Q491.31	FIDUCIARIOS					
Q25,314.40	Q25,314.40	Q0.00	Q0.00	28/12/2015	16/12/2012	Q25,314.40	Q15,182.64	Q0.00	Q10,125.76	Q6,159.28	Q491.31	FIDUCIARIOS					
Q28,454.20	Q28,454.20	Q0.00	Q0.00	28/12/2015	16/12/2012	Q28,454.20	Q17,072.52	Q0.00	Q11,381.68	Q6,921.76	Q544.99	FIDUCIARIOS					
Q26,016.40	Q26,016.40	Q0.00	Q0.00	28/12/2015	16/12/2012	Q26,016.40	Q15,609.84	Q0.00	Q10,406.56	Q6,329.17	Q555.86	FIDUCIARIOS					
Q26,016.40	Q26,016.40	Q0.00	Q0.00	28/12/2015	16/12/2012	Q26,016.40	Q15,609.84	Q0.00	Q10,406.56	Q6,329.17	Q555.86	FIDUCIARIOS					
Q27,518.20	Q27,518.20	Q0.00	Q0.00	28/12/2015	16/12/2012	Q27,518.20	Q16,510.92	Q0.00	Q11,007.28	Q6,691.08	Q601.02	FIDUCIARIOS					
Q29,697.40	Q29,697.40	Q0.00	Q0.00	28/12/2015	16/12/2012	Q29,697.40	Q17,818.44	Q0.00	Q11,878.96	Q7,224.87	Q666.66	FIDUCIARIOS					
Q25,314.40	Q25,314.40	Q0.00	Q0.00	28/12/2015	16/12/2012	Q25,314.40	Q15,182.64	Q0.00	Q10,125.76	Q6,159.28	Q491.31	FIDUCIARIOS					
Q26,816.20	Q26,816.20	Q0.00	Q0.00	28/12/2015	16/12/2012	Q26,816.20	Q16,689.72	Q0.00	Q10,726.48	Q6,516.62	Q210.87	FIDUCIARIOS					
Q27,050.00	Q27,050.00	Q0.00	Q0.00	28/12/2015	16/12/2012	Q27,050.00	Q16,230.00	Q0.00	Q10,820.00	Q6,581.94	Q252.87	FIDUCIARIOS					
Q27,224.00	Q27,224.00	Q0.00	Q0.00	23/02/2017	16/02/2014	Q27,224.00	Q21,779.20	Q0.00	Q5,444.80	Q4,544.67	Q603.11	FIDUCIARIOS					
Q27,369.00	Q27,369.00	Q0.00	Q0.00	23/02/2017	16/02/2014	23/03/2018	Q27,369.00	Q21,699.20	Q0.00	Q5,473.80	Q4,563.53	Q399.43	FIDUCIARIOS				
Q26,354.00	Q26,354.00	Q0.00	Q0.00	23/02/2017	16/02/2014	Q26,354.00	Q21,083.20	Q0.00	Q5,270.80	Q4,404.94	Q399.96	FIDUCIARIOS					
Q25,774.00	Q25,774.00	Q0.00	Q0.00	23/02/2017	16/02/2014	Q25,774.00	Q20,619.20	Q0.00	Q5,154.80	Q4,306.42	Q310.01	FIDUCIARIOS					
Q26,354.00	Q26,354.00	Q0.00	Q0.00	23/02/2017	16/02/2014	Q26,354.00	Q21,083.20	Q0.00	Q5,270.80	Q4,404.94	Q399.96	FIDUCIARIOS					
Q25,774.00	Q25,774.00	Q0.00	Q0.00	23/02/2017	16/02/2014	Q25,774.00	Q20,619.20	Q0.00	Q5,154.80	Q4,306.42	Q310.01	FIDUCIARIOS					
Q25,484.00	Q25,484.00	Q0.00	Q0.00	23/02/2017	16/02/2014	Q25,484.00	Q20,387.20	Q0.00	Q5,096.80	Q4,258.16	Q299.76	FIDUCIARIOS					
Q25,194.00	Q25,194.00	Q0.00	Q0.00	23/02/2017	16/02/2014	Q25,194.00	Q20,155.20	Q0.00	Q5,038.80	Q4,204.13	Q285.64	FIDUCIARIOS					
Q26,499.00	Q26,499.00	Q0.00	Q0.00	23/02/2017	16/02/2014	Q26,499.00	Q21,199.20	Q0.00	Q5,299.80	Q4,439.01	Q390.26	FIDUCIARIOS					
Q23,774.00	Q23,774.00	Q0.00	Q0.00	23/02/2017	16/02/2014	Q23,774.00	Q20,619.20	Q0.00	Q5,154.80	Q4,306.50	Q291.65	FIDUCIARIOS					
Q28,384.00	Q28,384.00	Q0.00	Q0.00	23/02/2017	16/02/2014	Q28,384.00	Q22,707.20	Q0.00	Q5,676.00	Q4,736.04	Q627.06	FIDUCIARIOS					
Q26,444.00	Q26,444.00	Q0.00	Q0.00	23/02/2017	16/02/2014	Q26,444.00	Q21,315.20	Q0.00	Q5,328.20	Q4,445.05	Q391.50	FIDUCIARIOS					
Q26,354.00	Q26,354.00	Q0.00	Q0.00	23/02/2017	16/02/2014	Q26,354.00	Q21,083.20	Q0.00	Q5,270.80	Q4,398.84	Q299.32	FIDUCIARIOS					
Q28,239.00	Q28,239.00	Q0.00	Q0.00	23/02/2017	16/02/2014	Q28,239.00	Q22,591.20	Q0.00	Q5,647.80	Q4,712.39	Q626.54	FIDUCIARIOS					
Q25,649.00	Q25,649.00	Q0.00	Q0.00	23/02/2017	16/02/2014	Q25,649.00	Q20,039.20	Q0.00	Q5,069.90	Q3,997.56	Q127.07	FIDUCIARIOS					
Q26,444.00	Q26,444.00	Q0.00	Q0.00	23/02/2017	16/02/2014	Q26,444.00	Q21,315.20	Q0.00	Q5,328.20	Q4,445.05	Q391.50	FIDUCIARIOS					
Q27,804.00	Q27,804.00	Q0.00	Q0.00	24/02/2017	16/02/2014	Q27,804.00	Q22,343.20	Q0.00	Q5,560.80	Q4,632.94	Q315.19	FIDUCIARIOS					
Q27,079.00	Q27,079.00	Q0.00	Q0.00	24/02/2017	16/02/2014	Q27,079.00	Q21,663.20										

Monto Cosecha (aprobado)	Saldo Disponible para cobros	Prepago de Acreditación 145 2123 (de mayo a la fecha)	Derechos en el Contrato (mayo agosto 2018)	Fecha de Cobro del Prepago	Fecha del vencimiento del Prepago	Fecha del último pago verificado	Saldo Capital	Capital Vigente	Capital Vencido	Saldo Intereses	Intereses en mora	Otras Cargas	Tipo de Garantía	Saldo de Capital			
														Recuperados	Alícuotas	Recuperados	Alícuotas
Q26,209.00	Q26,209.00	Q0.00	Q0.00	24/02/2017	16/02/2024		Q26,209.00	Q26,209.00	Q5,241.80	Q4,366.33	Q297.41	Q0.00	FIDUCIARIOS				
Q25,919.00	Q25,919.00	Q0.00	Q0.00	24/02/2017	16/02/2024		Q25,919.00	Q26,335.20	Q5,183.80	Q4,320.19	Q293.54	Q0.00	FIDUCIARIOS				
Q25,194.00	Q25,194.00	Q0.00	Q0.00	24/02/2017	16/02/2024	19/03/2018	Q25,194.00	Q26,155.20	Q5,038.80	Q4,197.92	Q285.64	Q0.00	FIDUCIARIOS				
Q28,674.00	Q28,674.00	Q0.00	Q0.00	24/02/2017	16/02/2024		Q28,674.00	Q22,939.20	Q5,734.80	Q4,779.26	Q355.64	Q0.00	FIDUCIARIOS				
Q27,369.00	Q27,369.00	Q0.00	Q0.00	24/02/2017	16/02/2024		Q27,369.00	Q21,895.20	Q5,473.80	Q4,588.78	Q369.43	Q0.00	FIDUCIARIOS				
Q26,934.00	Q26,934.00	Q0.00	Q0.00	24/02/2017	16/02/2024		Q26,934.00	Q21,547.20	Q5,186.80	Q4,488.59	Q365.34	Q0.00	FIDUCIARIOS				
Q25,629.00	Q25,629.00	Q0.00	Q0.00	24/02/2017	16/02/2024		Q25,629.00	Q20,503.20	Q5,125.80	Q4,270.10	Q289.72	Q0.00	FIDUCIARIOS				
Q26,664.00	Q26,664.00	Q0.00	Q0.00	24/02/2017	16/02/2024		Q26,664.00	Q20,851.20	Q5,212.80	Q4,342.25	Q295.49	Q0.00	FIDUCIARIOS				
Q28,529.00	Q28,529.00	Q0.00	Q0.00	24/02/2017	16/02/2024		Q28,529.00	Q22,527.20	Q5,705.80	Q4,753.32	Q313.12	Q0.00	FIDUCIARIOS				
Q25,774.00	Q25,774.00	Q0.00	Q0.00	24/02/2017	15/02/2024		Q25,774.00	Q20,619.20	Q5,154.80	Q4,263.26	Q269.20	Q0.00	FIDUCIARIOS				
Q27,369.00	Q27,369.00	Q0.00	Q0.00	24/02/2017	16/02/2024		Q27,369.00	Q21,895.20	Q5,473.80	Q4,588.78	Q369.43	Q0.00	FIDUCIARIOS				
Q27,369.00	Q27,369.00	Q0.00	Q0.00	24/02/2017	16/02/2024	23/03/2018	Q27,369.00	Q21,895.20	Q5,473.80	Q4,589.63	Q363.26	Q0.00	FIDUCIARIOS				
Q25,049.00	Q25,049.00	Q0.00	Q0.00	24/02/2017	16/02/2024		Q25,049.00	Q20,039.20	Q5,099.80	Q4,173.88	Q283.72	Q0.00	FIDUCIARIOS				
Q26,789.00	Q26,789.00	Q0.00	Q0.00	24/02/2017	16/02/2024	23/03/2018	Q26,789.00	Q21,431.20	Q5,357.80	Q4,383.47	Q303.45	Q0.00	FIDUCIARIOS				
Q23,889.00	Q23,889.00	Q0.00	Q0.00	24/02/2017	16/02/2024		Q23,889.00	Q19,111.20	Q4,777.80	Q3,960.45	Q254.31	Q0.00	FIDUCIARIOS				
Q26,644.00	Q26,644.00	Q0.00	Q0.00	24/02/2017	16/02/2024		Q26,644.00	Q21,315.20	Q5,328.80	Q4,438.48	Q361.50	Q0.00	FIDUCIARIOS				
Q26,209.00	Q26,209.00	Q0.00	Q0.00	24/02/2017	16/02/2024		Q26,209.00	Q20,967.20	Q5,241.80	Q4,366.33	Q297.41	Q0.00	FIDUCIARIOS				
Q25,774.00	Q25,774.00	Q0.00	Q0.00	24/02/2017	16/02/2024	23/03/2018	Q25,774.00	Q20,619.20	Q5,154.80	Q4,294.15	Q291.65	Q0.00	FIDUCIARIOS				
Q28,094.00	Q28,094.00	Q0.00	Q0.00	24/02/2017	16/02/2024		Q28,094.00	Q22,475.20	Q5,618.80	Q4,681.76	Q269.65	Q0.00	FIDUCIARIOS				
Q26,934.00	Q26,934.00	Q0.00	Q0.00	24/02/2017	16/02/2024		Q26,934.00	Q21,547.20	Q5,368.80	Q4,488.59	Q365.34	Q0.00	FIDUCIARIOS				
Q24,759.00	Q24,759.00	Q0.00	Q0.00	24/02/2017	16/02/2024		Q24,759.00	Q19,897.20	Q4,951.80	Q4,124.27	Q341.83	Q0.00	FIDUCIARIOS				
Q28,094.00	Q28,094.00	Q0.00	Q0.00	24/02/2017	16/02/2024		Q28,094.00	Q22,475.20	Q5,618.80	Q4,681.76	Q269.65	Q0.00	FIDUCIARIOS				
Q27,224.00	Q27,224.00	Q0.00	Q0.00	24/02/2017	16/02/2024		Q27,224.00	Q21,779.20	Q5,444.80	Q4,340.45	Q309.18	Q0.00	FIDUCIARIOS				
Q25,339.00	Q25,339.00	Q0.00	Q0.00	24/02/2017	16/02/2024		Q25,339.00	Q20,371.20	Q5,067.80	Q4,231.96	Q287.53	Q0.00	FIDUCIARIOS				
Q25,484.00	Q25,484.00	Q0.00	Q0.00	24/02/2017	16/02/2024		Q25,484.00	Q20,387.20	Q5,096.80	Q4,124.37	Q289.47	Q0.00	FIDUCIARIOS				
Q26,209.00	Q26,209.00	Q0.00	Q0.00	24/02/2017	10/02/2024		Q26,209.00	Q20,967.20	Q5,241.80	Q4,372.33	Q307.98	Q0.00	FIDUCIARIOS				
Q25,919.00	Q25,919.00	Q0.00	Q0.00	24/02/2017	16/02/2024		Q25,919.00	Q20,735.20	Q5,183.80	Q4,320.19	Q293.57	Q0.00	FIDUCIARIOS				
Q25,484.00	Q25,484.00	Q0.00	Q0.00	24/02/2017	16/02/2024		Q25,484.00	Q20,387.20	Q5,096.80	Q4,246.02	Q289.47	Q0.00	FIDUCIARIOS				
Q27,659.00	Q27,659.00	Q0.00	Q0.00	24/02/2017	16/02/2024		Q27,659.00	Q22,127.20	Q5,531.80	Q4,391.51	Q285.19	Q0.00	FIDUCIARIOS				
Q25,774.00	Q25,774.00	Q0.00	Q0.00	25/02/2017	16/02/2024		Q25,774.00	Q20,619.20	Q5,154.80	Q4,290.50	Q268.94	Q0.00	FIDUCIARIOS				
Q25,194.00	Q25,194.00	Q0.00	Q0.00	24/02/2017	16/02/2024		Q25,194.00	Q20,155.20	Q5,036.80	Q4,197.15	Q257.84	Q0.00	FIDUCIARIOS				
Q24,759.00	Q24,759.00	Q0.00	Q0.00	24/02/2017	16/02/2024		Q24,759.00	Q19,897.20	Q4,951.80	Q4,123.77	Q279.88	Q0.00	FIDUCIARIOS				
Q25,629.00	Q25,629.00	Q0.00	Q0.00	24/02/2017	16/02/2024		Q25,629.00	Q20,503.20	Q5,125.80	Q4,270.10	Q289.72	Q0.00	FIDUCIARIOS				
Q26,314.00	Q26,314.00	Q0.00	Q0.00	24/02/2017	16/02/2024		Q26,314.00	Q21,083.20	Q5,270.80	Q4,392.17	Q276.51	Q0.00	FIDUCIARIOS				
Q27,369.00	Q27,369.00	Q0.00	Q0.00	24/02/2017	16/02/2024		Q27,369.00	Q21,916.80	Q5,479.20	Q4,565.74	Q311.14	Q0.00	FIDUCIARIOS				
Q25,774.00	Q25,774.00	Q0.00	Q0.00	24/02/2017	16/02/2024		Q25,774.00	Q20,619.20	Q5,154.80	Q4,293.68	Q268.97	Q0.00	FIDUCIARIOS				
Q25,339.00	Q25,339.00	Q0.00	Q0.00	24/02/2017	16/02/2024		Q25,339.00	Q20,371.20	Q5,067.80	Q4,218.84	Q287.53	Q0.00	FIDUCIARIOS				
Q26,209.00	Q26,209.00	Q0.00	Q0.00	24/02/2017	16/02/2024		Q26,209.00	Q20,967.20	Q5,241.80	Q4,363.19	Q297.41	Q0.00	FIDUCIARIOS				
Q27,369.00	Q27,369.00	Q0.00	Q0.00	24/02/2017	16/02/2024	19/03/2018	Q27,369.00	Q21,895.20	Q5,473.80	Q4,555.11	Q309.43	Q0.00	FIDUCIARIOS				
Q28,529.00	Q28,529.00	Q0.00	Q0.00	25/02/2017	10/02/2024		Q28,529.00	Q22,527.20	Q5,705.80	Q4,756.25	Q334.69	Q0.00	FIDUCIARIOS				
Q28,094.00	Q28,094.00	Q0.00	Q0.00	25/02/2017	10/02/2024		Q28,094.00	Q22,475.20	Q5,618.80	Q4,684.04	Q230.37	Q0.00	FIDUCIARIOS				
Q26,644.00	Q26,644.00	Q0.00	Q0.00	25/02/2017	16/02/2024		Q26,644.00	Q21,315.20	Q5,328.80	Q4,435.20	Q301.50	Q0.00	FIDUCIARIOS				
Q25,774.00	Q25,774.00	Q0.00	Q0.00	25/02/2017	16/02/2024		Q25,774.00	Q20,619.20	Q5,154.80	Q4,290.97	Q291.65	Q0.00	FIDUCIARIOS				
Q27,369.00	Q27,369.00	Q0.00	Q0.00	25/02/2017	23/01/2024		Q27,369.00	Q21,895.20	Q5,473.80	Q4,561.66	Q309.42	Q0.00	FIDUCIARIOS				
Q25,049.00	Q25,049.00	Q0.00	Q0.00	24/02/2017	16/02/2024		Q25,049.00	Q20,039.20	Q5,099.80	Q4,170.77	Q283.72	Q0.00	FIDUCIARIOS				
Q28,239.00	Q28,239.00	Q0.00	Q0.00	25/02/2017	10/02/2024		Q28,239.00	Q22,591.20	Q5,617.80	Q4,708.12	Q330.63	Q0.00	FIDUCIARIOS				
Q29,668.00	Q29,668.00	Q0.00	Q0.00	25/02/2017	16/02/2024		Q29,668.00	Q23,734.40	Q5,933.60	Q4,941.66	Q336.77	Q0.00	FIDUCIARIOS				
Q25,339.00	Q25,339.00	Q0.00	Q0.00	25/02/2017	16/02/2024	20/06/2018	Q25,339.00	Q20,319.20	Q5,079.80	Q4,229.75	Q258.55	Q0.00	FIDUCIARIOS				
Q26,499.00	Q26,499.00	Q0.00	Q0.00	25/02/2017	16/02/2024	29/08/2018	Q26,499.00	Q21,199.20	Q5,299.80	Q4,410.88	Q276.96	Q0.00	FIDUCIARIOS				
Q27,659.00	Q27,659.00	Q0.00	Q0.00	27/02/2017	16/02/2024		Q27,659.00	Q22,127.20	Q5,531.80	Q4,391.51	Q285.19	Q0.00	FIDUCIARIOS				
Q25,049.00	Q25,049.00	Q0.00	Q0.00	03/04/2017	15/04/2024		Q25,049.00	Q20,039.20	Q5,099.80	Q4,002.74	Q200.20	Q0.00	FIDUCIARIOS				
Q27,369.00	Q27,369.00	Q0.00	Q0.00	03/04/2017	15/04/2024		Q27,369.00	Q21,895.20	Q5,473.80	Q4,378.83	Q218.37	Q0.00	FIDUCIARIOS				
Q26,816.20	Q26,816.20	Q0.00	Q0.00	03/04/2017	16/04/2024		Q26,816.20	Q21,452.96	Q5,363.24	Q4,290.15	Q212.61	Q0.00	FIDUCIARIOS				
Q25,050.20	Q25,050.20	Q0.00	Q0.00	03/04/2017	16/04/2024	31/08/2018	Q25,050.20	Q20,040.16	Q5,010.04	Q4,002.06	Q196.76	Q0.00	FIDUCIARIOS				
Q27,050.20	Q27,050.20	Q0.00	Q0.00	03/04/2017	16/04/2024	29/08/2018	Q27,050.20	Q21,646.16	Q5,410.04	Q4,328.20	Q215.17	Q0.00	FIDUCIARIOS				
Q26,816.20	Q26,816.20	Q0.00	Q0.00	03/04/2017	29/02/2024		Q26,816.20	Q21,452.96	Q5,363.24	Q4,313.83	Q254.19	Q0.00	FIDUCIARIOS				
Q26,816.20	Q26,816.20	Q0.00	Q0.00	03/04/2017	16/04/2024		Q26,816.20	Q21,452.96	Q5,363.24	Q4,290.15	Q212.61	Q0.00	FIDUCIARIOS				
Q25,629.00	Q25,629.00	Q0.00	Q0.00	03/04/2017	16/04/2024		Q25,629.00	Q20,503.20	Q5,125.80	Q4,160.39	Q313.84	Q0.00	FIDUCIARIOS				
Q26,789.00	Q26,789.00	Q0.00	Q0.00	03/04/2017	16/04/2024		Q26,789.00	Q21,431.20	Q5,357.80	Q4,307.40	Q230.60	Q0.00	FIDUCIARIOS				
Q24,759.00	Q24,759.00	Q0.00	Q0.00	03/04/2017	16/04/2024		Q24,759.00	Q19,897.20	Q4,951.80	Q3,994.56	Q446.35	Q0.00	FIDUCIARIOS				
Q25,194.00	Q25,194.00	Q0.00	Q0.00	03/04/2017	15/04/2024		Q25,194.00	Q20,155.20	Q5,038.80	Q4,031.87	Q301.54	Q0.00	FIDUCIARIOS				
Q27,894.00	Q27,894.00	Q0.00															

Meses Contables (Aprobada)	Meses Desembolsados (a las ordenes)	Desembolsos Autorizados (a las ordenes)	Desembolsos en el Contabilizado (mayo - agosto 2020)	Fecha de Contabilización de Préstamos	Fecha de vencimiento de Préstamos	Fecha del último pago realizado	Saldo Capital	Capital Vigente	Capital Vencido	Saldo Intereses	Intereses en mora	Otras Cargas	Tipo de Operación	Saldo de Capital		Intereses y Otras	
														Reservaciones	Ajustes	Reservaciones	Ajustes
Q25,031.00	Q25,031.00	Q0.00	Q0.00	27/04/2017	16/04/2021		Q25,031.00	Q20,023.20	Q5,006.20	Q3,931.11	Q481.63	Q0.00	FIDUCIARIOS				
Q29,795.20	Q29,795.20	Q0.00	Q0.00	27/04/2017	15/04/2021		Q29,795.20	Q23,336.16	Q6,459.04	Q4,676.79	Q583.43	Q0.00	FIDUCIARIOS				
Q25,478.00	Q25,478.00	Q0.00	Q0.00	27/04/2017	15/04/2021		Q25,478.00	Q20,352.40	Q5,095.60	Q4,000.33	Q486.03	Q0.00	FIDUCIARIOS				
Q25,329.00	Q25,329.00	Q0.00	Q0.00	27/04/2017	16/04/2021		Q25,329.00	Q20,263.20	Q5,065.80	Q3,879.39	Q485.63	Q0.00	FIDUCIARIOS				
Q24,904.00	Q24,904.00	Q0.00	Q0.00	27/04/2017	16/04/2021		Q24,904.00	Q19,223.20	Q5,680.80	Q3,911.10	Q497.43	Q0.00	FIDUCIARIOS				
Q29,055.00	Q29,055.00	Q0.00	Q0.00	27/04/2017	16/04/2021		Q29,055.00	Q23,244.00	Q5,811.00	Q3,295.21	Q250.27	Q0.00	FIDUCIARIOS				
Q29,055.00	Q29,055.00	Q0.00	Q0.00	27/04/2017	16/04/2021		Q29,055.00	Q23,244.00	Q5,811.00	Q4,563.28	Q563.26	Q0.00	FIDUCIARIOS				
Q24,733.00	Q24,733.00	Q0.00	Q0.00	27/04/2017	16/04/2021		Q24,733.00	Q19,766.40	Q4,966.60	Q3,883.94	Q496.05	Q0.00	FIDUCIARIOS				
Q25,031.00	Q25,031.00	Q0.00	Q0.00	27/04/2017	16/04/2021		Q25,031.00	Q20,024.80	Q5,006.20	Q3,931.11	Q481.63	Q0.00	FIDUCIARIOS				
Q25,478.00	Q25,478.00	Q0.00	Q0.00	27/04/2017	16/04/2021		Q25,478.00	Q20,382.40	Q5,095.60	Q4,001.11	Q502.73	Q0.00	FIDUCIARIOS				
Q24,435.00	Q24,435.00	Q0.00	Q0.00	27/04/2017	16/04/2021		Q24,435.00	Q19,548.00	Q4,887.00	Q3,837.94	Q479.97	Q0.00	FIDUCIARIOS				
Q24,882.00	Q24,882.00	Q0.00	Q0.00	27/04/2017	16/04/2021		Q24,882.00	Q19,905.60	Q4,976.40	Q3,907.12	Q497.30	Q0.00	FIDUCIARIOS				
Q25,314.40	Q25,314.40	Q0.00	Q0.00	27/04/2017	15/04/2021		Q25,314.40	Q20,251.52	Q5,062.88	Q3,977.11	Q502.83	Q0.00	FIDUCIARIOS				
Q25,478.00	Q25,478.00	Q0.00	Q0.00	27/04/2017	16/04/2021		Q25,478.00	Q20,382.40	Q5,095.60	Q4,001.17	Q502.73	Q0.00	FIDUCIARIOS				
Q26,188.60	Q26,188.60	Q0.00	Q0.00	27/04/2017	16/04/2021		Q26,188.60	Q20,658.60	Q5,530.00	Q4,112.97	Q508.28	Q0.00	FIDUCIARIOS				
Q24,882.00	Q24,882.00	Q0.00	Q0.00	27/04/2017	16/04/2021		Q24,882.00	Q19,905.60	Q4,976.40	Q3,907.12	Q497.39	Q0.00	FIDUCIARIOS				
Q24,733.00	Q24,733.00	Q0.00	Q0.00	27/04/2017	16/04/2021		Q24,733.00	Q19,766.40	Q4,966.60	Q3,883.94	Q496.05	Q0.00	FIDUCIARIOS				
Q27,564.00	Q27,564.00	Q0.00	Q0.00	05/05/2017	02/05/2021		Q27,564.00	Q22,051.20	Q5,512.80	Q4,287.95	Q493.85	Q0.00	FIDUCIARIOS				
Q26,670.00	Q26,670.00	Q0.00	Q0.00	05/05/2017	02/05/2021	08/04/2019	Q26,670.00	Q21,336.00	Q5,334.00	Q4,147.44	Q508.10	Q0.00	FIDUCIARIOS				
Q28,160.00	Q28,160.00	Q0.00	Q0.00	05/05/2017	02/05/2021		Q28,160.00	Q23,288.00	Q4,872.00	Q4,379.84	Q497.65	Q0.00	FIDUCIARIOS				
Q27,862.00	Q27,862.00	Q0.00	Q0.00	05/05/2017	02/05/2021		Q27,862.00	Q22,289.60	Q5,572.40	Q4,333.90	Q495.29	Q0.00	FIDUCIARIOS				
Q26,372.00	Q26,372.00	Q0.00	Q0.00	05/05/2017	02/05/2021		Q26,372.00	Q21,097.60	Q5,274.40	Q4,101.88	Q502.79	Q0.00	FIDUCIARIOS				
Q27,862.00	Q27,862.00	Q0.00	Q0.00	05/05/2017	02/05/2021		Q27,862.00	Q22,289.60	Q5,572.40	Q4,333.90	Q495.29	Q0.00	FIDUCIARIOS				
Q26,521.00	Q26,521.00	Q0.00	Q0.00	05/05/2017	02/05/2021		Q26,521.00	Q21,216.80	Q5,304.20	Q4,125.91	Q486.53	Q0.00	FIDUCIARIOS				
Q27,117.00	Q27,117.00	Q0.00	Q0.00	05/05/2017	02/05/2021		Q27,117.00	Q21,693.60	Q5,423.40	Q4,213.23	Q490.32	Q0.00	FIDUCIARIOS				
Q27,862.00	Q27,862.00	Q0.00	Q0.00	05/05/2017	02/05/2021		Q27,862.00	Q22,289.60	Q5,572.40	Q4,333.90	Q495.29	Q0.00	FIDUCIARIOS				
Q27,862.00	Q27,862.00	Q0.00	Q0.00	05/05/2017	02/05/2021		Q27,862.00	Q22,289.60	Q5,572.40	Q4,333.90	Q495.29	Q0.00	FIDUCIARIOS				
Q27,415.00	Q27,415.00	Q0.00	Q0.00	05/05/2017	02/05/2021		Q27,415.00	Q21,912.00	Q5,483.00	Q4,263.75	Q481.23	Q0.00	FIDUCIARIOS				
Q29,055.00	Q29,055.00	Q0.00	Q0.00	05/05/2017	02/05/2021	26/06/2019	Q29,055.00	Q23,244.00	Q5,811.00	Q4,519.03	Q503.19	Q0.00	FIDUCIARIOS				
Q28,160.00	Q28,160.00	Q0.00	Q0.00	05/05/2017	02/05/2021		Q28,160.00	Q23,258.00	Q4,902.00	Q3,122.87	Q251.83	Q0.00	FIDUCIARIOS				
Q29,055.00	Q29,055.00	Q0.00	Q0.00	05/05/2017	02/05/2021		Q29,055.00	Q23,244.00	Q5,811.00	Q4,519.03	Q503.19	Q0.00	FIDUCIARIOS				
Q27,266.00	Q27,266.00	Q0.00	Q0.00	05/05/2017	02/05/2021		Q27,266.00	Q21,812.80	Q5,453.20	Q4,240.78	Q491.50	Q0.00	FIDUCIARIOS				
Q26,074.00	Q26,074.00	Q0.00	Q0.00	05/05/2017	02/05/2021	03/11/2018	Q26,074.00	Q20,859.20	Q5,214.80	Q4,054.53	Q483.00	Q0.00	FIDUCIARIOS				
Q27,266.00	Q27,266.00	Q0.00	Q0.00	05/05/2017	02/05/2021		Q27,266.00	Q21,812.80	Q5,453.20	Q4,240.78	Q491.50	Q0.00	FIDUCIARIOS				
Q26,223.00	Q26,223.00	Q0.00	Q0.00	05/05/2017	02/05/2021		Q26,223.00	Q20,978.40	Q5,244.60	Q4,078.74	Q481.18	Q0.00	FIDUCIARIOS				
Q26,074.00	Q26,074.00	Q0.00	Q0.00	05/05/2017	02/05/2021		Q26,074.00	Q20,859.20	Q5,214.80	Q4,055.10	Q489.80	Q0.00	FIDUCIARIOS				
Q26,372.00	Q26,372.00	Q0.00	Q0.00	05/05/2017	02/05/2021		Q26,372.00	Q21,097.60	Q5,274.40	Q4,101.88	Q502.79	Q0.00	FIDUCIARIOS				
Q27,862.00	Q27,862.00	Q0.00	Q0.00	05/05/2017	02/05/2021	24/01/2020	Q27,862.00	Q22,289.60	Q5,572.40	Q4,333.90	Q495.29	Q0.00	FIDUCIARIOS				
Q29,055.00	Q29,055.00	Q0.00	Q0.00	05/05/2017	02/05/2021		Q29,055.00	Q23,244.00	Q5,811.00	Q4,379.53	Q503.28	Q0.00	FIDUCIARIOS				
Q26,670.00	Q26,670.00	Q0.00	Q0.00	05/05/2017	02/05/2021		Q26,670.00	Q21,336.00	Q5,334.00	Q4,156.90	Q447.38	Q0.00	FIDUCIARIOS				
Q27,117.00	Q27,117.00	Q0.00	Q0.00	05/05/2017	02/05/2021		Q27,117.00	Q21,693.60	Q5,423.40	Q4,216.58	Q490.32	Q0.00	FIDUCIARIOS				
Q27,117.00	Q27,117.00	Q0.00	Q0.00	05/05/2017	02/05/2021		Q27,117.00	Q21,693.60	Q5,423.40	Q4,216.58	Q490.32	Q0.00	FIDUCIARIOS				
Q26,521.00	Q26,521.00	Q0.00	Q0.00	05/05/2017	02/05/2021		Q26,521.00	Q21,216.80	Q5,304.20	Q4,125.91	Q486.53	Q0.00	FIDUCIARIOS				
Q27,415.00	Q27,415.00	Q0.00	Q0.00	05/05/2017	02/05/2021		Q27,415.00	Q21,912.00	Q5,483.00	Q4,231.51	Q486.74	Q0.00	FIDUCIARIOS				
Q26,074.00	Q26,074.00	Q0.00	Q0.00	05/05/2017	02/05/2021		Q26,074.00	Q20,859.20	Q5,214.80	Q4,038.45	Q483.00	Q0.00	FIDUCIARIOS				
Q27,266.00	Q27,266.00	Q0.00	Q0.00	05/05/2017	02/05/2021		Q27,266.00	Q21,812.80	Q5,453.20	Q4,224.16	Q481.72	Q0.00	FIDUCIARIOS				
Q26,223.00	Q26,223.00	Q0.00	Q0.00	05/05/2017	02/05/2021		Q26,223.00	Q20,978.40	Q5,244.60	Q4,062.57	Q484.18	Q0.00	FIDUCIARIOS				
Q28,309.00	Q28,309.00	Q0.00	Q0.00	05/05/2017	02/05/2021		Q28,309.00	Q22,617.20	Q5,661.80	Q4,383.39	Q537.77	Q0.00	FIDUCIARIOS				
Q27,564.00	Q27,564.00	Q0.00	Q0.00	05/05/2017	02/05/2021		Q27,564.00	Q22,051.20	Q5,512.80	Q4,184.95	Q493.85	Q0.00	FIDUCIARIOS				
Q28,309.00	Q28,309.00	Q0.00	Q0.00	05/05/2017	02/05/2021		Q28,309.00	Q22,617.20	Q5,661.80	Q4,383.39	Q537.77	Q0.00	FIDUCIARIOS				
Q26,223.00	Q26,223.00	Q0.00	Q0.00	05/05/2017	02/05/2021		Q26,223.00	Q20,978.40	Q5,244.60	Q4,039.02	Q483.65	Q0.00	FIDUCIARIOS				
Q26,074.00	Q26,074.00	Q0.00	Q0.00	05/05/2017	02/05/2021		Q26,074.00	Q20,859.20	Q5,214.80	Q4,039.02	Q483.65	Q0.00	FIDUCIARIOS				
Q29,055.00	Q29,055.00	Q0.00	Q0.00	05/05/2017	02/05/2021		Q29,055.00	Q23,244.00	Q5,811.00	Q4,301.12	Q503.79	Q0.00	FIDUCIARIOS				
Q27,266.00	Q27,266.00	Q0.00	Q0.00	05/05/2017	02/05/2021		Q27,266.00	Q21,812.80	Q5,453.20	Q4,223.97	Q491.50	Q0.00	FIDUCIARIOS				
Q26,968.00	Q26,968.00	Q0.00	Q0.00	05/05/2017	02/05/2021		Q26,968.00	Q21,574.40	Q5,399.60	Q4,177.57	Q488.74	Q0.00	FIDUCIARIOS				
Q26,223.00	Q26,223.00	Q0.00	Q0.00	05/05/2017	02/05/2021		Q26,223.00	Q20,978.40	Q5,244.60	Q4,062.57	Q484.18						

Sistema Cuentas (Agrupado)	Sistema Desembolsado año anterior	Desembolsos Acumulados año 2020 (de enero a la fecha)	Distribución en el año - agosto 2020	Fecha de Cuentas del Ejercicio	Fecha del vencimiento del Préstamo	Fecha del último pago realizado	Saldo Capital	Capital Vigente	Capital Vencido	Saldo Intereses	Intereses en mora	Otras Cargas	Tipo de Cuentas	Saldo de Capital			
														Reintegraciones	Ajustes	Recuperaciones	Ajustes
Q28,160.00	Q28,160.00	Q0.00	Q0.00	12/05/2017	02/05/2021	13/08/2019	Q28,160.00	Q23,014.99	Q5,145.01	Q4,341.79	Q924.06	Q0.00	FIDUCIARIOS				
Q28,309.00	Q28,309.00	Q0.00	Q0.00	12/05/2017	02/05/2021		Q28,309.00	Q22,647.20	Q5,661.80	Q4,378.41	Q937.11	Q0.00	FIDUCIARIOS				
Q28,819.00	Q28,819.00	Q0.00	Q0.00	12/05/2017	02/05/2021		Q28,819.00	Q21,455.20	Q7,363.80	Q4,148.28	Q968.29	Q0.00	FIDUCIARIOS				
Q28,160.00	Q28,160.00	Q0.00	Q0.00	12/05/2017	02/05/2021		Q28,160.00	Q22,528.00	Q5,632.00	Q4,355.54	Q197.65	Q0.00	FIDUCIARIOS				
Q27,415.00	Q27,415.00	Q0.00	Q0.00	12/05/2017	02/05/2021		Q27,415.00	Q21,932.00	Q5,483.00	Q3,040.21	Q219.62	Q0.00	FIDUCIARIOS				
Q28,819.00	Q28,819.00	Q0.00	Q0.00	12/05/2017	02/05/2021		Q28,819.00	Q21,455.20	Q7,363.80	Q4,148.28	Q187.97	Q0.00	FIDUCIARIOS				
Q27,713.00	Q27,713.00	Q0.00	Q0.00	12/05/2017	02/05/2021		Q27,713.00	Q22,170.40	Q5,542.60	Q4,285.39	Q253.38	Q0.00	FIDUCIARIOS				
Q28,670.00	Q28,670.00	Q0.00	Q0.00	12/05/2017	02/05/2021		Q28,670.00	Q21,336.00	Q7,334.00	Q4,124.42	Q597.90	Q0.00	FIDUCIARIOS				
Q28,309.00	Q28,309.00	Q0.00	Q0.00	12/05/2017	02/05/2021		Q28,309.00	Q22,647.20	Q5,661.80	Q4,378.39	Q198.82	Q0.00	FIDUCIARIOS				
Q28,160.00	Q28,160.00	Q0.00	Q0.00	12/05/2017	02/05/2021		Q28,160.00	Q22,528.00	Q5,632.00	Q4,355.54	Q197.65	Q0.00	FIDUCIARIOS				
Q26,521.00	Q26,521.00	Q0.00	Q0.00	12/05/2017	02/05/2021		Q26,521.00	Q21,216.80	Q5,304.20	Q4,103.02	Q188.53	Q0.00	FIDUCIARIOS				
Q26,223.00	Q26,223.00	Q0.00	Q0.00	12/05/2017	02/05/2021		Q26,223.00	Q20,978.40	Q5,244.60	Q4,056.45	Q193.99	Q0.00	FIDUCIARIOS				
Q26,223.00	Q26,223.00	Q0.00	Q0.00	12/05/2017	02/05/2021		Q26,223.00	Q20,978.40	Q5,244.60	Q4,056.11	Q165.57	Q0.00	FIDUCIARIOS				
Q26,223.00	Q26,223.00	Q0.00	Q0.00	12/05/2017	02/05/2021		Q26,223.00	Q20,978.40	Q5,244.60	Q4,056.11	Q184.18	Q0.00	FIDUCIARIOS				
Q26,521.00	Q26,521.00	Q0.00	Q0.00	12/05/2017	02/05/2021		Q26,521.00	Q21,216.80	Q5,304.20	Q4,103.02	Q188.53	Q0.00	FIDUCIARIOS				
Q26,521.00	Q26,521.00	Q0.00	Q0.00	12/05/2017	02/05/2021		Q26,521.00	Q21,216.80	Q5,304.20	Q4,093.21	Q188.53	Q0.00	FIDUCIARIOS				
Q27,415.00	Q27,415.00	Q0.00	Q0.00	12/05/2017	02/05/2021		Q27,415.00	Q21,932.00	Q5,483.00	Q4,259.96	Q192.68	Q0.00	FIDUCIARIOS				
Q28,968.00	Q28,968.00	Q0.00	Q0.00	16/05/2017	02/05/2021		Q28,968.00	Q21,693.60	Q7,274.40	Q4,179.80	Q190.32	Q0.00	FIDUCIARIOS				
Q26,074.00	Q26,074.00	Q0.00	Q0.00	16/05/2017	02/05/2021	29/08/2018	Q26,074.00	Q21,574.40	Q4,500.60	Q4,157.03	Q189.13	Q0.00	FIDUCIARIOS				
Q26,968.00	Q26,968.00	Q0.00	Q0.00	16/05/2017	02/05/2021		Q26,968.00	Q20,859.20	Q6,108.80	Q4,019.74	Q453.26	Q0.00	FIDUCIARIOS				
Q27,713.00	Q27,713.00	Q0.00	Q0.00	16/05/2017	02/05/2021		Q27,713.00	Q22,170.40	Q5,542.60	Q4,272.13	Q194.12	Q0.00	FIDUCIARIOS				
Q26,968.00	Q26,968.00	Q0.00	Q0.00	16/05/2017	02/05/2021		Q26,968.00	Q21,574.40	Q5,393.60	Q4,157.03	Q189.13	Q0.00	FIDUCIARIOS				
Q27,117.00	Q27,117.00	Q0.00	Q0.00	16/05/2017	02/05/2021		Q27,117.00	Q21,693.60	Q5,423.40	Q4,179.80	Q190.32	Q0.00	FIDUCIARIOS				
Q26,521.00	Q26,521.00	Q0.00	Q0.00	16/05/2017	02/05/2021		Q26,521.00	Q21,216.80	Q5,304.20	Q4,179.80	Q190.32	Q0.00	FIDUCIARIOS				
Q29,055.00	Q29,055.00	Q0.00	Q0.00	16/05/2017	02/05/2021		Q29,055.00	Q23,244.00	Q5,811.00	Q4,479.90	Q544.06	Q0.00	FIDUCIARIOS				
Q28,309.00	Q28,309.00	Q0.00	Q0.00	16/05/2017	02/05/2021		Q28,309.00	Q22,647.20	Q5,661.80	Q4,364.43	Q198.82	Q0.00	FIDUCIARIOS				
Q26,074.00	Q26,074.00	Q0.00	Q0.00	16/05/2017	02/05/2021		Q26,074.00	Q20,859.20	Q6,214.80	Q4,019.74	Q189.00	Q0.00	FIDUCIARIOS				
Q25,925.00	Q25,925.00	Q0.00	Q0.00	16/05/2017	02/05/2021		Q25,925.00	Q20,740.00	Q5,185.00	Q3,997.65	Q181.83	Q0.00	FIDUCIARIOS				
Q27,415.00	Q27,415.00	Q0.00	Q0.00	16/05/2017	02/05/2021		Q27,415.00	Q21,932.00	Q5,483.00	Q4,252.57	Q189.68	Q0.00	FIDUCIARIOS				
Q26,670.00	Q26,670.00	Q0.00	Q0.00	16/05/2017	02/05/2021		Q26,670.00	Q21,336.00	Q5,334.00	Q4,111.27	Q199.56	Q0.00	FIDUCIARIOS				
Q26,521.00	Q26,521.00	Q0.00	Q0.00	16/05/2017	02/05/2021		Q26,521.00	Q21,216.80	Q5,304.20	Q4,179.80	Q189.68	Q0.00	FIDUCIARIOS				
Q28,309.00	Q28,309.00	Q0.00	Q0.00	16/05/2017	02/05/2021		Q28,309.00	Q22,647.20	Q5,661.80	Q4,364.43	Q198.82	Q0.00	FIDUCIARIOS				
Q26,670.00	Q26,670.00	Q0.00	Q0.00	17/05/2017	02/05/2021		Q26,670.00	Q21,336.00	Q5,334.00	Q4,107.98	Q199.53	Q0.00	FIDUCIARIOS				
Q26,223.00	Q26,223.00	Q0.00	Q0.00	17/05/2017	02/05/2021	29/08/2018	Q26,223.00	Q20,978.40	Q5,244.60	Q4,040.31	Q193.83	Q0.00	FIDUCIARIOS				
Q26,372.00	Q26,372.00	Q0.00	Q0.00	20/05/2017	02/05/2021		Q26,372.00	Q21,097.60	Q5,274.40	Q4,053.94	Q183.36	Q0.00	FIDUCIARIOS				
Q27,564.00	Q27,564.00	Q0.00	Q0.00	25/05/2017	02/05/2021		Q27,564.00	Q22,061.20	Q5,502.80	Q4,219.77	Q196.17	Q0.00	FIDUCIARIOS				
Q26,074.00	Q26,074.00	Q0.00	Q0.00	25/05/2017	02/05/2021		Q26,074.00	Q20,859.20	Q6,214.80	Q4,019.80	Q189.00	Q0.00	FIDUCIARIOS				
Q26,074.00	Q26,074.00	Q0.00	Q0.00	25/05/2017	02/05/2021		Q26,074.00	Q21,310.11	Q4,763.89	Q3,978.37	Q484.56	Q0.00	FIDUCIARIOS				
Q27,713.00	Q27,713.00	Q0.00	Q0.00	25/05/2017	02/05/2021		Q27,713.00	Q22,649.66	Q5,063.34	Q4,228.28	Q211.31	Q0.00	FIDUCIARIOS				
Q28,011.00	Q28,011.00	Q0.00	Q0.00	25/05/2017	02/05/2021		Q28,011.00	Q22,468.80	Q5,542.20	Q4,259.59	Q196.47	Q0.00	FIDUCIARIOS				
Q26,074.00	Q26,074.00	Q0.00	Q0.00	25/05/2017	02/05/2021		Q26,074.00	Q20,859.20	Q6,214.80	Q4,019.80	Q189.00	Q0.00	FIDUCIARIOS				
Q28,309.00	Q28,309.00	Q0.00	Q0.00	25/05/2017	02/05/2021		Q28,309.00	Q22,647.20	Q5,661.80	Q4,264.18	Q189.00	Q0.00	FIDUCIARIOS				
Q27,713.00	Q27,713.00	Q0.00	Q0.00	25/05/2017	02/05/2021		Q27,713.00	Q22,170.40	Q5,542.60	Q4,240.97	Q184.76	Q0.00	FIDUCIARIOS				
Q28,309.00	Q28,309.00	Q0.00	Q0.00	25/05/2017	02/05/2021		Q28,309.00	Q22,647.20	Q5,661.80	Q4,330.04	Q200.86	Q0.00	FIDUCIARIOS				
Q28,309.00	Q28,309.00	Q0.00	Q0.00	25/05/2017	02/05/2021		Q28,309.00	Q22,647.20	Q5,661.80	Q4,330.04	Q200.86	Q0.00	FIDUCIARIOS				
Q28,309.00	Q28,309.00	Q0.00	Q0.00	25/05/2017	02/05/2021		Q28,309.00	Q22,647.20	Q5,661.80	Q4,330.04	Q200.86	Q0.00	FIDUCIARIOS				
Q27,564.00	Q27,564.00	Q0.00	Q0.00	25/05/2017	02/05/2021		Q27,564.00	Q21,812.80	Q5,751.20	Q4,173.54	Q191.50	Q0.00	FIDUCIARIOS				
Q26,074.00	Q26,074.00	Q0.00	Q0.00	25/05/2017	02/05/2021		Q26,074.00	Q20,859.20	Q6,214.80	Q4,019.80	Q189.00	Q0.00	FIDUCIARIOS				
Q28,160.00	Q28,160.00	Q0.00	Q0.00	25/05/2017	02/05/2021		Q28,160.00	Q22,528.00	Q5,632.00	Q4,174.03	Q225.95	Q0.00	FIDUCIARIOS				
Q26,968.00	Q26,968.00	Q0.00	Q0.00	25/05/2017	02/05/2021	20/06/2018	Q26,968.00	Q21,574.40	Q4,993.60	Q4,127.70	Q190.07	Q0.00	FIDUCIARIOS				
Q28,160.00	Q28,160.00	Q0.00	Q0.00	25/05/2017	02/05/2021		Q28,160.00	Q22,528.00	Q5,632.00	Q4,130.63	Q185.90	Q0.00	FIDUCIARIOS				
Q27,415.00	Q27,415.00	Q0.00	Q0.00	25/05/2017	02/05/2021		Q27,415.00	Q21,932.00	Q5,483.00	Q4,264.59	Q185.13	Q0.00	FIDUCIARIOS				
Q28,011.00	Q28,011.00	Q0.00	Q0.00	25/05/2017	02/05/2021	29/08/2018	Q28,011.00	Q22,468.80	Q5,502.20	Q4,286.59	Q196.47	Q0.00	FIDUCIARIOS				
Q28,309.00	Q28,309.00	Q0.00	Q0.00	25/05/2017	02/05/2021		Q28,309.00	Q22,647.20	Q5,661.80	Q4,330.02	Q198.82	Q0.00	FIDUCIARIOS				
Q28,160.00	Q28,160.00	Q0.00	Q0.00	25/05/2017	02/05/2021		Q28,160.00	Q22,528.00	Q5,632.00	Q4,130.63	Q185.90	Q0.00	FIDUCIARIOS				
Q28,011.00	Q28,011.00	Q0.00	Q0.00	25/05/2017	02/05/2021		Q28,011.00	Q22,468.80	Q5,502.20	Q4,286.59	Q196.47						




000332

Reseguros																	
Del 01 de mayo al 31 de agosto de 2018																	
Monto Cancelado (Cuentas)	Monto Desechado (Seguros)	Premios de Asegurados (de enero a febrero)	Derechos en el Contrato (de mayo a agosto 2018)	Fecha de Cierre de Cuenta	Fecha del vencimiento del Seguro	Fecha del último pago realizado	Saldo Capital	Capital Vigente	Capital Visible	Saldo Intereses	Intereses en mora	Otros Cargos	Tipo de Garantía	Saldo de Capital			
														Reseguros	Ajustes	Reseguros	Ajustes
Q26,223.00	Q26,223.00	Q0.00	Q0.00	26/05/2017	02/05/2024		Q26,223.00	Q26,223.00	Q5,244.60	Q4,081.64	Q184.15	Q0.00	FIDUCIARIOS				
Q26,521.00	Q26,521.00	Q0.00	Q0.00	26/05/2017	02/05/2024		Q26,521.00	Q26,521.00	Q5,304.20	Q4,087.20	Q195.11	Q0.00	FIDUCIARIOS				
Q27,117.00	Q27,117.00	Q0.00	Q0.00	26/05/2017	02/05/2024		Q27,117.00	Q27,117.00	Q5,423.40	Q4,146.77	Q206.12	Q0.00	FIDUCIARIOS				
Q26,223.00	Q26,223.00	Q0.00	Q0.00	26/05/2017	02/05/2024		Q26,223.00	Q26,223.00	Q5,311.89	Q4,179.11	Q209.17	Q0.00	FIDUCIARIOS				
Q27,266.00	Q27,266.00	Q0.00	Q0.00	26/05/2017	02/05/2024		Q27,266.00	Q27,266.00	Q5,381.67	Q4,156.36	Q214.56	Q0.00	FIDUCIARIOS				
Q27,266.00	Q27,266.00	Q0.00	Q0.00	26/05/2017	02/05/2024	28/06/2018	Q27,266.00	Q27,266.00	Q5,312.80	Q4,216.58	Q199.85	Q0.00	FIDUCIARIOS				
Q28,011.00	Q28,011.00	Q0.00	Q0.00	26/05/2017	02/05/2024		Q28,011.00	Q28,011.00	Q5,602.20	Q4,283.13	Q216.47	Q0.00	FIDUCIARIOS				
Q29,055.00	Q29,055.00	Q0.00	Q0.00	26/05/2017	02/05/2024		Q29,055.00	Q29,055.00	Q5,811.00	Q4,443.80	Q230.79	Q0.00	FIDUCIARIOS				
Q27,117.00	Q27,117.00	Q0.00	Q0.00	26/05/2017	02/05/2024		Q27,117.00	Q27,117.00	Q5,423.40	Q4,146.37	Q209.32	Q0.00	FIDUCIARIOS				
Q26,670.00	Q26,670.00	Q0.00	Q0.00	26/05/2017	02/05/2024		Q26,670.00	Q26,670.00	Q5,334.00	Q4,078.63	Q186.80	Q0.00	FIDUCIARIOS				
Q26,670.00	Q26,670.00	Q0.00	Q0.00	26/05/2017	02/05/2024		Q26,670.00	Q26,670.00	Q5,334.00	Q4,078.63	Q186.80	Q0.00	FIDUCIARIOS				
Q26,521.00	Q26,521.00	Q0.00	Q0.00	01/06/2017	03/04/2024		Q26,521.00	Q26,521.00	Q5,304.20	Q3,891.85	Q186.66	Q0.00	FIDUCIARIOS				
Q26,223.00	Q26,223.00	Q0.00	Q0.00	01/06/2017	03/04/2024		Q26,223.00	Q26,223.00	Q5,244.60	Q3,844.46	Q181.20	Q0.00	FIDUCIARIOS				
Q28,169.00	Q28,169.00	Q0.00	Q0.00	01/06/2017	03/04/2024		Q28,169.00	Q28,169.00	Q5,632.00	Q4,238.41	Q212.72	Q0.00	FIDUCIARIOS				
Q27,266.00	Q27,266.00	Q0.00	Q0.00	01/06/2017	03/05/2024		Q27,266.00	Q27,266.00	Q5,453.20	Q4,245.00	Q201.93	Q0.00	FIDUCIARIOS				
Q28,011.00	Q28,011.00	Q0.00	Q0.00	01/06/2017	03/04/2024		Q28,011.00	Q28,011.00	Q5,602.20	Q4,214.75	Q194.81	Q0.00	FIDUCIARIOS				
Q26,223.00	Q26,223.00	Q0.00	Q0.00	01/06/2017	03/04/2024		Q26,223.00	Q26,223.00	Q5,244.60	Q3,860.92	Q182.02	Q0.00	FIDUCIARIOS				
Q26,223.00	Q26,223.00	Q0.00	Q0.00	01/06/2017	03/04/2024		Q26,223.00	Q26,223.00	Q5,244.60	Q3,847.20	Q174.14	Q0.00	FIDUCIARIOS				
Q28,309.00	Q28,309.00	Q0.00	Q0.00	01/06/2017	03/04/2024		Q28,309.00	Q28,309.00	Q5,661.80	Q4,260.43	Q197.23	Q0.00	FIDUCIARIOS				
Q28,309.00	Q28,309.00	Q0.00	Q0.00	01/06/2017	03/04/2024		Q28,309.00	Q28,309.00	Q5,661.80	Q4,260.43	Q197.23	Q0.00	FIDUCIARIOS				
Q28,309.00	Q28,309.00	Q0.00	Q0.00	01/06/2017	03/04/2024		Q28,309.00	Q28,309.00	Q5,661.80	Q4,260.43	Q197.23	Q0.00	FIDUCIARIOS				
Q29,055.00	Q29,055.00	Q0.00	Q0.00	01/06/2017	03/04/2024		Q29,055.00	Q29,055.00	Q5,811.00	Q4,373.13	Q202.49	Q0.00	FIDUCIARIOS				
Q28,309.00	Q28,309.00	Q0.00	Q0.00	01/06/2017	03/04/2024		Q28,309.00	Q28,309.00	Q5,661.80	Q4,260.43	Q197.23	Q0.00	FIDUCIARIOS				
Q27,713.00	Q27,713.00	Q0.00	Q0.00	01/06/2017	03/04/2024		Q27,713.00	Q27,713.00	Q5,542.60	Q4,170.32	Q183.88	Q0.00	FIDUCIARIOS				
Q28,011.00	Q28,011.00	Q0.00	Q0.00	01/06/2017	03/04/2024		Q28,011.00	Q28,011.00	Q5,602.20	Q4,107.54	Q183.49	Q0.00	FIDUCIARIOS				
Q28,169.00	Q28,169.00	Q0.00	Q0.00	01/06/2017	03/05/2024		Q28,169.00	Q28,169.00	Q5,632.00	Q4,155.88	Q189.65	Q0.00	FIDUCIARIOS				
Q26,223.00	Q26,223.00	Q0.00	Q0.00	01/06/2017	03/04/2024		Q26,223.00	Q26,223.00	Q5,244.60	Q3,846.83	Q182.71	Q0.00	FIDUCIARIOS				
Q28,309.00	Q28,309.00	Q0.00	Q0.00	01/06/2017	03/04/2024		Q28,309.00	Q28,309.00	Q5,661.80	Q4,260.43	Q197.23	Q0.00	FIDUCIARIOS				
Q26,223.00	Q26,223.00	Q0.00	Q0.00	03/06/2017	03/04/2024		Q26,223.00	Q26,223.00	Q5,244.60	Q3,840.36	Q182.11	Q0.00	FIDUCIARIOS				
Q26,223.00	Q26,223.00	Q0.00	Q0.00	03/06/2017	03/04/2024		Q26,223.00	Q26,223.00	Q5,244.60	Q3,840.36	Q182.11	Q0.00	FIDUCIARIOS				
Q26,819.00	Q26,819.00	Q0.00	Q0.00	28/06/2017	03/04/2024		Q26,819.00	Q26,819.00	Q5,301.27	Q4,077.27	Q172.82	Q0.00	FIDUCIARIOS				
Q28,162.00	Q28,162.00	Q0.00	Q0.00	03/07/2017	17/02/2023		Q28,162.00	Q28,162.00	Q0.00	Q3,686.64	Q375.53	Q0.00	FIDUCIARIOS				
Q29,158.00	Q29,158.00	Q0.00	Q0.00	03/07/2017	16/10/2023		Q29,158.00	Q29,158.00	Q0.00	Q3,814.46	Q0.00	Q0.00	FIDUCIARIOS				
Q27,830.00	Q27,830.00	Q0.00	Q0.00	05/10/2017	16/10/2023		Q27,830.00	Q27,830.00	Q0.00	Q3,643.47	Q368.73	Q0.00	FIDUCIARIOS				
Q29,656.00	Q29,656.00	Q0.00	Q0.00	05/10/2017	16/10/2023		Q29,656.00	Q29,656.00	Q0.00	Q3,885.34	Q0.00	Q0.00	FIDUCIARIOS				
Q27,830.00	Q27,830.00	Q0.00	Q0.00	05/10/2017	16/10/2023		Q27,830.00	Q27,830.00	Q0.00	Q3,643.47	Q0.00	Q0.00	FIDUCIARIOS				
Q28,826.00	Q28,826.00	Q0.00	Q0.00	05/10/2017	16/10/2023		Q28,826.00	Q28,826.00	Q0.00	Q3,771.73	Q0.00	Q0.00	FIDUCIARIOS				
Q28,328.00	Q28,328.00	Q0.00	Q0.00	05/10/2017	16/10/2023		Q28,328.00	Q28,328.00	Q0.00	Q3,707.43	Q0.00	Q0.00	FIDUCIARIOS				
Q29,158.00	Q29,158.00	Q0.00	Q0.00	05/10/2017	16/10/2023		Q29,158.00	Q29,158.00	Q0.00	Q3,814.66	Q0.00	Q0.00	FIDUCIARIOS				
Q28,328.00	Q28,328.00	Q0.00	Q0.00	05/10/2017	16/10/2023		Q28,328.00	Q28,328.00	Q0.00	Q3,707.43	Q0.00	Q0.00	FIDUCIARIOS				
Q27,830.00	Q27,830.00	Q0.00	Q0.00	05/10/2017	16/10/2023		Q27,830.00	Q27,830.00	Q0.00	Q3,643.47	Q369.47	Q0.00	FIDUCIARIOS				
Q29,656.00	Q29,656.00	Q0.00	Q0.00	05/10/2017	16/10/2023		Q29,656.00	Q29,656.00	Q0.00	Q3,885.34	Q0.00	Q0.00	FIDUCIARIOS				
Q28,162.00	Q28,162.00	Q0.00	Q0.00	03/10/2017	16/10/2023		Q28,162.00	Q28,162.00	Q0.00	Q3,686.64	Q376.24	Q0.00	FIDUCIARIOS				
Q28,826.00	Q28,826.00	Q0.00	Q0.00	06/10/2017	17/02/2023		Q28,826.00	Q28,826.00	Q0.00	Q3,769.43	Q378.94	Q0.00	FIDUCIARIOS				
Q27,830.00	Q27,830.00	Q0.00	Q0.00	06/10/2017	17/02/2023		Q27,830.00	Q27,830.00	Q0.00	Q3,640.04	Q368.69	Q0.00	FIDUCIARIOS				
Q27,830.00	Q27,830.00	Q0.00	Q0.00	06/10/2017	17/02/2023		Q27,830.00	Q27,830.00	Q0.00	Q3,640.04	Q368.69	Q0.00	FIDUCIARIOS				
Q28,992.00	Q28,992.00	Q0.00	Q0.00	06/10/2017	17/02/2023		Q28,992.00	Q28,992.00	Q0.00	Q3,791.00	Q388.50	Q0.00	FIDUCIARIOS				
Q28,328.00	Q28,328.00	Q0.00	Q0.00	06/10/2017	16/10/2023		Q28,328.00	Q28,328.00	Q0.00	Q3,707.93	Q0.00	Q0.00	FIDUCIARIOS				
Q28,826.00	Q28,826.00	Q0.00	Q0.00	06/10/2017	16/10/2023		Q28,826.00	Q28,826.00	Q0.00	Q3,768.18	Q0.00	Q0.00	FIDUCIARIOS				
Q29,656.00	Q29,656.00	Q0.00	Q0.00	06/10/2017	16/10/2023		Q29,656.00	Q29,656.00	Q0.00	Q3,880.46	Q389.78	Q0.00	FIDUCIARIOS				
Q28,162.00	Q28,162.00	Q0.00	Q0.00	06/10/2017	16/10/2023		Q28,162.00	Q28,162.00	Q0.00	Q3,683.17	Q389.65	Q0.00	FIDUCIARIOS				
Q29,490.00	Q29,490.00	Q0.00	Q0.00	06/10/2017	16/10/2023		Q29,490.00	Q29,490.00	Q0.00	Q3,858.90	Q389.64	Q0.00	FIDUCIARIOS				
Q29,490.00	Q29,490.00	Q0.00	Q0.00	06/10/2017	17/02/2023		Q29,490.00	Q29,490.00	Q0.00	Q3,858.89	Q388.90	Q0.00	FIDUCIARIOS				
Q29,822.00	Q29,822.00	Q0.00	Q0.00	10/10/2017	13/10/2023		Q29,822.00	Q29,822.00	Q0.00	Q3,888.40	Q0.00	Q0.00	FIDUCIARIOS				
Q28,992.00	Q28,992.00	Q0.00	Q0.00	10/10/2017	16/10/2023		Q28,992.00	Q28,992.00	Q0.00	Q3,775.30	Q0.00	Q0.00	FIDUCIARIOS				
Q27,830.00	Q27,830.00	Q0.00	Q0.00	10/10/2017	16/10/2023		Q27,830.00	Q27,830.00	Q0.00	Q3,625.97	Q0.00	Q0.00	FIDUCIARIOS				
Q28,660.00	Q28,660.00	Q0.00	Q0.00	10/10/2017	16/10/2023		Q28,660.00	Q28,660.00	Q0.00	Q3,732.63	Q0.00	Q0.00	FIDUCIARIOS				
Q28,162.00	Q28,162.00	Q0.00	Q0.00	10/10/2017	16/10/2023		Q28,162.00	Q28,162.00	Q0.00	Q3,685.63	Q0.00	Q0.00	FIDUCIARIOS				
Q29,932.00	Q29,932.00	Q0.00	Q0.00	10/10/2017	16/10/2023		Q29,932.00	Q29,932.00	Q0.00	Q3,890.43	Q0.00	Q0.00	FIDUCIARIOS				
Q28,162.00	Q28,162.00	Q0.00	Q0.00	10/10/2017	16/10/2023		Q28,162.00	Q28,162.00	Q0.00	Q3,666.63	Q0.00	Q0.00	FIDUCIARIOS				
Q27,830.00	Q27,830.00	Q0.00	Q0.00	10/10/2017	16/10/2023		Q27,830.00	Q27,830.00	Q0.00	Q3,623.97	Q0.00	Q0.00	FIDUCIARIOS				
Q29,158.00	Q29,158.00	Q0.00	Q0.00	10/10/2017	16/10/2023		Q29,158.00	Q29,158.00	Q0.00	Q3,796.63	Q0.00	Q0.00					


Monto Cancelado (Aprobado)	Monto Desembolsado (Ejecutado)	Desembolsos Autorizados (Límite)	Desembolsos en el Contingente (Límite)	Fecha de Cancelación del Crédito	Fecha de Rendición del Crédito	Fecha del último pago recibido	Saldo Capital	Capital Vigente	Capital Vendido	Saldo Intereses	Intereses en mora	Otros Cargos	Tipo de Operación	Saldo en Capital			
														Recomendación	Ajustes	Recomendación	Ajustes
Q27,000.00	Q27,000.00	Q0.00	Q0.00	19/10/2017	16/10/2023		Q27,000.00	Q27,000.00	Q0.00	Q3,489.34	Q0.00	Q0.00	FIDUCIARIOS				
Q28,162.00	Q28,162.00	Q0.00	Q0.00	19/10/2017	16/10/2023		Q28,162.00	Q28,162.00	Q0.00	Q3,637.38	Q0.00	Q0.00	FIDUCIARIOS				
Q28,328.00	Q28,328.00	Q0.00	Q0.00	19/10/2017	16/10/2023		Q28,328.00	Q28,328.00	Q0.00	Q3,658.53	Q0.00	Q0.00	FIDUCIARIOS				
Q27,664.00	Q27,664.00	Q0.00	Q0.00	19/10/2017	16/10/2023		Q27,664.00	Q27,664.00	Q0.00	Q3,573.94	Q0.00	Q0.00	FIDUCIARIOS				
Q29,932.00	Q29,932.00	Q0.00	Q0.00	19/10/2017	16/10/2023		Q29,932.00	Q29,932.00	Q0.00	Q3,867.22	Q0.00	Q0.00	FIDUCIARIOS				
Q28,328.00	Q28,328.00	Q0.00	Q0.00	19/10/2017	16/10/2023		Q28,328.00	Q28,328.00	Q0.00	Q3,658.53	Q0.00	Q0.00	FIDUCIARIOS				
Q28,162.00	Q28,162.00	Q0.00	Q0.00	19/10/2017	16/10/2023		Q28,162.00	Q28,162.00	Q0.00	Q3,637.38	Q0.00	Q0.00	FIDUCIARIOS				
Q28,162.00	Q28,162.00	Q0.00	Q0.00	19/10/2017	16/10/2023		Q28,162.00	Q28,162.00	Q0.00	Q3,637.38	Q0.00	Q0.00	FIDUCIARIOS				
Q28,328.00	Q28,328.00	Q0.00	Q0.00	19/10/2017	16/10/2023		Q28,328.00	Q28,328.00	Q0.00	Q3,658.53	Q0.00	Q0.00	FIDUCIARIOS				
Q29,656.00	Q29,656.00	Q0.00	Q0.00	19/10/2017	16/10/2023		Q29,656.00	Q29,656.00	Q0.00	Q3,814.15	Q0.00	Q0.00	FIDUCIARIOS				
Q28,162.00	Q28,162.00	Q0.00	Q0.00	19/10/2017	16/10/2023		Q28,162.00	Q28,162.00	Q0.00	Q3,637.38	Q0.00	Q0.00	FIDUCIARIOS				
Q28,328.00	Q28,328.00	Q0.00	Q0.00	19/10/2017	16/10/2023		Q28,328.00	Q28,328.00	Q0.00	Q3,658.53	Q0.00	Q0.00	FIDUCIARIOS				
Q28,494.00	Q28,494.00	Q0.00	Q0.00	19/10/2017	16/10/2023		Q28,494.00	Q28,494.00	Q0.00	Q3,721.58	Q0.00	Q0.00	FIDUCIARIOS				
Q29,158.00	Q29,158.00	Q0.00	Q0.00	19/10/2017	16/10/2023		Q29,158.00	Q29,158.00	Q0.00	Q3,764.28	Q0.00	Q0.00	FIDUCIARIOS				
Q27,530.00	Q27,530.00	Q0.00	Q0.00	19/10/2017	16/10/2023		Q27,530.00	Q27,530.00	Q0.00	Q3,595.09	Q0.00	Q0.00	FIDUCIARIOS				
Q27,830.00	Q27,830.00	Q0.00	Q0.00	19/10/2017	16/10/2023		Q27,830.00	Q27,830.00	Q0.00	Q3,595.09	Q0.00	Q0.00	FIDUCIARIOS				
Q28,236.00	Q28,236.00	Q0.00	Q0.00	19/10/2017	16/10/2023		Q28,236.00	Q28,236.00	Q0.00	Q3,595.09	Q0.00	Q0.00	FIDUCIARIOS				
Q28,162.00	Q28,162.00	Q0.00	Q0.00	19/10/2017	16/10/2023		Q28,162.00	Q28,162.00	Q0.00	Q3,637.38	Q0.00	Q0.00	FIDUCIARIOS				
Q27,830.00	Q27,830.00	Q0.00	Q0.00	19/10/2017	16/10/2023		Q27,830.00	Q27,830.00	Q0.00	Q3,595.09	Q0.00	Q0.00	FIDUCIARIOS				
Q28,660.00	Q28,660.00	Q0.00	Q0.00	19/10/2017	16/10/2023		Q28,660.00	Q28,660.00	Q0.00	Q3,595.09	Q0.00	Q0.00	FIDUCIARIOS				
Q28,162.00	Q28,162.00	Q0.00	Q0.00	27/10/2017	16/10/2023		Q28,162.00	Q28,162.00	Q0.00	Q3,610.26	Q355.91	Q0.00	FIDUCIARIOS				
Q28,328.00	Q28,328.00	Q0.00	Q0.00	27/10/2017	16/10/2023		Q28,328.00	Q28,328.00	Q0.00	Q3,631.39	Q365.50	Q0.00	FIDUCIARIOS				
Q28,162.00	Q28,162.00	Q0.00	Q0.00	27/10/2017	16/10/2023		Q28,162.00	Q28,162.00	Q0.00	Q3,610.26	Q355.91	Q0.00	FIDUCIARIOS				
Q27,664.00	Q27,664.00	Q0.00	Q0.00	27/10/2017	16/10/2023		Q27,664.00	Q27,664.00	Q0.00	Q3,548.83	Q355.52	Q0.00	FIDUCIARIOS				
Q28,162.00	Q28,162.00	Q0.00	Q0.00	27/10/2017	16/10/2023		Q28,162.00	Q28,162.00	Q0.00	Q3,610.26	Q355.91	Q0.00	FIDUCIARIOS				
Q28,992.00	Q28,992.00	Q0.00	Q0.00	27/10/2017	16/10/2023		Q28,992.00	Q28,992.00	Q0.00	Q3,715.93	Q368.91	Q0.00	FIDUCIARIOS				
Q29,324.00	Q29,324.00	Q0.00	Q0.00	27/10/2017	16/10/2023		Q29,324.00	Q29,324.00	Q0.00	Q3,761.41	Q375.13	Q0.00	FIDUCIARIOS				
Q28,660.00	Q28,660.00	Q0.00	Q0.00	27/10/2017	16/10/2023		Q28,660.00	Q28,660.00	Q0.00	Q3,673.66	Q365.75	Q0.00	FIDUCIARIOS				
Q28,494.00	Q28,494.00	Q0.00	Q0.00	27/10/2017	16/10/2023		Q28,494.00	Q28,494.00	Q0.00	Q3,652.53	Q365.62	Q0.00	FIDUCIARIOS				
Q29,324.00	Q29,324.00	Q0.00	Q0.00	27/10/2017	16/10/2023		Q29,324.00	Q29,324.00	Q0.00	Q3,761.41	Q375.13	Q0.00	FIDUCIARIOS				
Q29,932.00	Q29,932.00	Q0.00	Q0.00	27/10/2017	16/10/2023		Q29,932.00	Q29,932.00	Q0.00	Q3,837.78	Q385.66	Q0.00	FIDUCIARIOS				
Q28,328.00	Q28,328.00	Q0.00	Q0.00	27/10/2017	16/10/2023		Q28,328.00	Q28,328.00	Q0.00	Q3,631.39	Q365.50	Q0.00	FIDUCIARIOS				
Q28,660.00	Q28,660.00	Q0.00	Q0.00	27/10/2017	16/10/2023		Q28,660.00	Q28,660.00	Q0.00	Q3,673.66	Q365.75	Q0.00	FIDUCIARIOS				
Q28,162.00	Q28,162.00	Q0.00	Q0.00	27/10/2017	16/10/2023		Q28,162.00	Q28,162.00	Q0.00	Q3,610.26	Q355.91	Q0.00	FIDUCIARIOS				
Q28,660.00	Q28,660.00	Q0.00	Q0.00	27/10/2017	16/10/2023		Q28,660.00	Q28,660.00	Q0.00	Q3,673.66	Q365.75	Q0.00	FIDUCIARIOS				
Q28,826.00	Q28,826.00	Q0.00	Q0.00	27/10/2017	16/10/2023		Q28,826.00	Q28,826.00	Q0.00	Q3,694.80	Q365.89	Q0.00	FIDUCIARIOS				
Q29,822.00	Q29,822.00	Q0.00	Q0.00	27/10/2017	16/10/2023		Q29,822.00	Q29,822.00	Q0.00	Q3,824.82	Q379.03	Q0.00	FIDUCIARIOS				
Q27,830.00	Q27,830.00	Q0.00	Q0.00	27/10/2017	16/10/2023		Q27,830.00	Q27,830.00	Q0.00	Q3,569.99	Q355.65	Q0.00	FIDUCIARIOS				
Q28,494.00	Q28,494.00	Q0.00	Q0.00	27/10/2017	16/10/2023		Q28,494.00	Q28,494.00	Q0.00	Q3,652.53	Q365.62	Q0.00	FIDUCIARIOS				
Q29,158.00	Q29,158.00	Q0.00	Q0.00	27/10/2017	16/10/2023		Q29,158.00	Q29,158.00	Q0.00	Q3,737.07	Q368.00	Q0.00	FIDUCIARIOS				
Q27,664.00	Q27,664.00	Q0.00	Q0.00	03/11/2017	16/11/2023		Q27,664.00	Q27,664.00	Q0.00	Q3,522.82	Q0.00	Q0.00	FIDUCIARIOS				
Q27,830.00	Q27,830.00	Q0.00	Q0.00	03/11/2017	16/11/2023		Q27,830.00	Q27,830.00	Q0.00	Q3,543.68	Q0.00	Q0.00	FIDUCIARIOS				
Q28,328.00	Q28,328.00	Q0.00	Q0.00	03/11/2017	16/11/2023		Q28,328.00	Q28,328.00	Q0.00	Q3,606.29	Q0.00	Q0.00	FIDUCIARIOS				
Q28,162.00	Q28,162.00	Q0.00	Q0.00	03/11/2017	16/11/2023		Q28,162.00	Q28,162.00	Q0.00	Q3,585.43	Q0.00	Q0.00	FIDUCIARIOS				
Q28,328.00	Q28,328.00	Q0.00	Q0.00	03/11/2017	16/11/2023		Q28,328.00	Q28,328.00	Q0.00	Q3,606.29	Q0.00	Q0.00	FIDUCIARIOS				
Q28,162.00	Q28,162.00	Q0.00	Q0.00	03/11/2017	16/11/2023		Q28,162.00	Q28,162.00	Q0.00	Q3,585.43	Q0.00	Q0.00	FIDUCIARIOS				
Q28,328.00	Q28,328.00	Q0.00	Q0.00	03/11/2017	16/11/2023		Q28,328.00	Q28,328.00	Q0.00	Q3,606.29	Q356.09	Q0.00	FIDUCIARIOS				
Q27,830.00	Q27,830.00	Q0.00	Q0.00	03/11/2017	16/11/2023		Q27,830.00	Q27,830.00	Q0.00	Q3,543.68	Q0.00	Q0.00	FIDUCIARIOS				
Q28,328.00	Q28,328.00	Q0.00	Q0.00	03/11/2017	16/11/2023		Q28,328.00	Q28,328.00	Q0.00	Q3,606.29	Q0.00	Q0.00	FIDUCIARIOS				
Q28,992.00	Q28,992.00	Q0.00	Q0.00	03/11/2017	16/11/2023		Q28,992.00	Q28,992.00	Q0.00	Q3,689.78	Q0.00	Q0.00	FIDUCIARIOS				
Q29,592.00	Q29,592.00	Q0.00	Q0.00	03/11/2017	16/11/2023		Q29,592.00	Q29,592.00	Q0.00	Q3,668.91	Q0.00	Q0.00	FIDUCIARIOS				
Q28,826.00	Q28,826.00	Q0.00	Q0.00	03/11/2017	16/11/2023		Q28,826.00	Q28,826.00	Q0.00	Q3,689.78	Q0.00	Q0.00	FIDUCIARIOS				
Q29,656.00	Q29,656.00	Q0.00	Q0.00	03/11/2017	16/11/2023		Q29,656.00	Q29,656.00	Q0.00	Q3,668.91	Q0.00	Q0.00	FIDUCIARIOS				
Q27,664.00	Q27,664.00	Q0.00	Q0.00	03/11/2017	16/11/2023		Q27,664.00	Q27,664.00	Q0.00	Q3,522.82	Q372.24	Q0.00	FIDUCIARIOS				
Q29,158.00	Q29,158.00	Q0.00	Q0.00	03/11/2017	16/11/2023		Q29,158.00	Q29,158.00	Q0.00	Q3,712.05	Q365.60	Q0.00	FIDUCIARIOS				
Q27,830.00	Q27,830.00	Q0.00	Q0.00	03/11/2017	16/11/2023		Q27,830.00	Q27,830.00	Q0.00	Q3,543.68	Q0.00	Q0.00	FIDUCIARIOS				
Q28,992.00	Q28,992.00	Q0.00	Q0.00	03/11/2017	16/11/2023		Q28,992.00	Q28,992.00	Q0.00	Q3,689.78	Q0.00	Q0.00	FIDUCIARIOS				
Q29,158.00	Q29,158.00	Q0.00	Q0.00	03/11/2017	16/11/2023		Q29,158.00	Q29,158.00	Q0.00	Q3,710.65	Q0.00	Q0.00	FIDUCIARIOS				
Q27,830.00	Q27,830.00	Q0.00	Q0.00	03/11/2017	16/11/2023		Q27,830.00	Q27,830.00	Q0.00	Q3,544.00	Q346.86	Q0.00	FIDUCIARIOS				
Q28,494.00	Q28,494.00	Q0.00	Q0.00	03/11/2017	16/11/2023		Q28,494.00	Q28,494.00	Q0.00	Q3,627.17	Q0.00	Q0.00	FIDUCIARIOS				
Q27,664.00	Q27,664.00	Q0.00	Q0.00	03/11/2017	16/11/2023		Q27,664.00	Q27,664.00	Q0.00	Q3,522.82	Q0.00	Q0.00	FIDUCIARIOS				
Q27,830.00	Q27,830.00	Q0.00	Q0.00	03/11/2017	16/11/2023		Q27,830.00	Q27,830.00	Q0.00	Q3,543.68	Q0.00	Q0.00	FIDUCIARIOS				
Q27,830.00	Q27,830.00	Q0.00	Q0.00	03/11/2017	16/11/2023		Q27,830.00	Q27,830.00	Q0.00	Q3,543.68	Q0.00	Q0.00	FIDUCIARIOS				
Q27,332.00	Q27,332.00	Q0.00	Q0.00	03/11/2017	16/11/2023		Q27,332.00	Q27,332.00									

Monto Cancelado (Aprobado)	Monto Disponible en el presupuesto	Desembolsos Autorizados (de mayo a la fecha)	Desembolsos en el Cuadrimestre mayo - agosto 2018	Fecha de Cancelación del Préstamo	Fecha del vencimiento del Préstamo	Fecha del último pago realizado	Saldo Capital	Capital Vigente	Capital Total	Saldo Interés	Intereses en mora	Otros Cargos	Tipos de Garantes	Estado de Capital			
														Saldo de Capital		Intereses y Mora	
														Reprogramación	Ajuste	Reprogramación	Ajuste
Q28,992.00	Q28,992.00	Q0.00	Q0.00	27-11-2017	16-11-2023		Q28,992.00	Q28,992.00	Q0.00	Q3,605.26	Q348.97	Q0.00	FIDUCIARIOS				
Q28,660.00	Q28,660.00	Q0.00	Q0.00	27-11-2017	16-11-2023		Q28,660.00	Q28,660.00	Q0.00	Q3,561.23	Q343.12	Q0.00	FIDUCIARIOS				
Q29,158.00	Q29,158.00	Q0.00	Q0.00	27-11-2017	16-11-2023		Q29,158.00	Q29,158.00	Q0.00	Q3,625.78	Q352.35	Q0.00	FIDUCIARIOS				
Q29,932.00	Q29,932.00	Q0.00	Q0.00	27-11-2017	16-11-2023		Q29,932.00	Q29,932.00	Q0.00	Q3,733.39	Q361.79	Q0.00	FIDUCIARIOS				
Q28,826.00	Q28,826.00	Q0.00	Q0.00	27-11-2017	16-11-2023		Q28,826.00	Q28,826.00	Q0.00	Q3,584.75	Q343.26	Q0.00	FIDUCIARIOS				
Q29,490.00	Q29,490.00	Q0.00	Q0.00	27-11-2017	16-11-2023		Q29,490.00	Q29,490.00	Q0.00	Q3,669.71	Q352.61	Q0.00	FIDUCIARIOS				
Q29,158.00	Q29,158.00	Q0.00	Q0.00	27-11-2017	16-11-2023		Q29,158.00	Q29,158.00	Q0.00	Q3,624.38	Q352.61	Q0.00	FIDUCIARIOS				
Q28,494.00	Q28,494.00	Q0.00	Q0.00	27-11-2017	16-11-2023		Q28,494.00	Q28,494.00	Q0.00	Q3,542.86	Q352.61	Q0.00	FIDUCIARIOS				
Q29,932.00	Q29,932.00	Q0.00	Q0.00	28-11-2017	16-11-2023		Q29,932.00	Q29,932.00	Q0.00	Q3,719.70	Q355.52	Q0.00	FIDUCIARIOS				
Q29,932.00	Q29,932.00	Q0.00	Q0.00	28-11-2017	16-11-2023		Q29,932.00	Q29,932.00	Q0.00	Q3,719.70	Q355.52	Q0.00	FIDUCIARIOS				
Q29,932.00	Q29,932.00	Q0.00	Q0.00	29-11-2017	16-11-2023		Q29,932.00	Q29,932.00	Q0.00	Q2,416.97	Q0.00	Q0.00	FIDUCIARIOS				
Q27,664.00	Q27,664.00	Q0.00	Q0.00	29-11-2017	16-11-2023		Q27,664.00	Q27,664.00	Q0.00	Q3,434.14	Q0.00	Q0.00	FIDUCIARIOS				
Q28,660.00	Q28,660.00	Q0.00	Q0.00	29-11-2017	16-11-2023		Q28,660.00	Q28,660.00	Q0.00	Q3,516.17	Q0.00	Q0.00	FIDUCIARIOS				
Q28,162.00	Q28,162.00	Q0.00	Q0.00	29-11-2017	16-11-2023		Q28,162.00	Q28,162.00	Q0.00	Q3,495.15	Q0.00	Q0.00	FIDUCIARIOS				
Q28,660.00	Q28,660.00	Q0.00	Q0.00	29-11-2017	16-11-2023		Q28,660.00	Q28,660.00	Q0.00	Q3,516.17	Q0.00	Q0.00	FIDUCIARIOS				
Q28,494.00	Q28,494.00	Q0.00	Q0.00	29-11-2017	16-11-2023		Q28,494.00	Q28,494.00	Q0.00	Q3,535.83	Q0.00	Q0.00	FIDUCIARIOS				
Q29,822.00	Q29,822.00	Q0.00	Q0.00	29-11-2017	16-11-2023		Q29,822.00	Q29,822.00	Q0.00	Q3,703.35	Q355.40	Q0.00	FIDUCIARIOS				
Q28,494.00	Q28,494.00	Q0.00	Q0.00	29-11-2017	16-11-2023		Q28,494.00	Q28,494.00	Q0.00	Q3,535.83	Q0.00	Q0.00	FIDUCIARIOS				
Q28,494.00	Q28,494.00	Q0.00	Q0.00	29-11-2017	16-11-2023		Q28,494.00	Q28,494.00	Q0.00	Q3,536.69	Q342.83	Q0.00	FIDUCIARIOS				
Q28,660.00	Q28,660.00	Q0.00	Q0.00	29-11-2017	16-11-2023		Q28,660.00	Q28,660.00	Q0.00	Q3,517.17	Q343.66	Q0.00	FIDUCIARIOS				
Q28,826.00	Q28,826.00	Q0.00	Q0.00	29-11-2017	16-11-2023		Q28,826.00	Q28,826.00	Q0.00	Q3,577.64	Q343.50	Q0.00	FIDUCIARIOS				
Q28,162.00	Q28,162.00	Q0.00	Q0.00	29-11-2017	16-11-2023		Q28,162.00	Q28,162.00	Q0.00	Q3,495.74	Q333.84	Q0.00	FIDUCIARIOS				
Q28,328.00	Q28,328.00	Q0.00	Q0.00	29-11-2017	16-11-2023		Q28,328.00	Q28,328.00	Q0.00	Q3,516.22	Q336.56	Q0.00	FIDUCIARIOS				
Q28,992.00	Q28,992.00	Q0.00	Q0.00	29-11-2017	16-11-2023		Q28,992.00	Q28,992.00	Q0.00	Q3,592.11	Q345.91	Q0.00	FIDUCIARIOS				
Q28,494.00	Q28,494.00	Q0.00	Q0.00	29-11-2017	16-11-2023		Q28,494.00	Q28,494.00	Q0.00	Q3,536.69	Q342.83	Q0.00	FIDUCIARIOS				
Q29,158.00	Q29,158.00	Q0.00	Q0.00	29-11-2017	16-11-2023		Q29,158.00	Q29,158.00	Q0.00	Q3,618.59	Q346.04	Q0.00	FIDUCIARIOS				
Q28,162.00	Q28,162.00	Q0.00	Q0.00	29-11-2017	16-11-2023		Q28,162.00	Q28,162.00	Q0.00	Q3,495.74	Q333.84	Q0.00	FIDUCIARIOS				
Q27,830.00	Q27,830.00	Q0.00	Q0.00	29-11-2017	16-11-2023		Q27,830.00	Q27,830.00	Q0.00	Q3,454.45	Q0.00	Q0.00	FIDUCIARIOS				
Q27,830.00	Q27,830.00	Q0.00	Q0.00	29-11-2017	16-11-2023		Q27,830.00	Q27,830.00	Q0.00	Q3,454.45	Q0.00	Q0.00	FIDUCIARIOS				
Q28,328.00	Q28,328.00	Q0.00	Q0.00	29-11-2017	16-11-2023		Q28,328.00	Q28,328.00	Q0.00	Q3,516.22	Q336.56	Q0.00	FIDUCIARIOS				
Q28,494.00	Q28,494.00	Q0.00	Q0.00	29-11-2017	16-11-2023		Q28,494.00	Q28,494.00	Q0.00	Q3,516.22	Q336.56	Q0.00	FIDUCIARIOS				
Q27,996.00	Q27,996.00	Q0.00	Q0.00	29-11-2017	16-11-2023		Q27,996.00	Q27,996.00	Q0.00	Q3,475.27	Q333.70	Q0.00	FIDUCIARIOS				
Q29,324.00	Q29,324.00	Q0.00	Q0.00	29-11-2017	16-11-2023		Q29,324.00	Q29,324.00	Q0.00	Q3,641.96	Q342.42	Q0.00	FIDUCIARIOS				
Q28,826.00	Q28,826.00	Q0.00	Q0.00	29-11-2017	16-11-2023		Q28,826.00	Q28,826.00	Q0.00	Q3,577.64	Q343.20	Q0.00	FIDUCIARIOS				
Q27,830.00	Q27,830.00	Q0.00	Q0.00	30-11-2017	16-11-2023		Q27,830.00	Q27,830.00	Q0.00	Q3,451.36	Q333.55	Q0.00	FIDUCIARIOS				
Q28,162.00	Q28,162.00	Q0.00	Q0.00	30-11-2017	16-11-2023		Q28,162.00	Q28,162.00	Q0.00	Q3,492.27	Q333.81	Q0.00	FIDUCIARIOS				
Q29,822.00	Q29,822.00	Q0.00	Q0.00	30-11-2017	16-11-2023		Q29,822.00	Q29,822.00	Q0.00	Q3,700.67	Q0.00	Q0.00	FIDUCIARIOS				
Q27,830.00	Q27,830.00	Q0.00	Q0.00	30-11-2017	16-11-2023		Q27,830.00	Q27,830.00	Q0.00	Q3,451.04	Q0.00	Q0.00	FIDUCIARIOS				
Q27,830.00	Q27,830.00	Q0.00	Q0.00	30-11-2017	16-11-2023		Q27,830.00	Q27,830.00	Q0.00	Q3,451.36	Q333.55	Q0.00	FIDUCIARIOS				
Q28,162.00	Q28,162.00	Q0.00	Q0.00	30-11-2017	16-11-2023		Q28,162.00	Q28,162.00	Q0.00	Q3,492.27	Q333.81	Q0.00	FIDUCIARIOS				
Q28,162.00	Q28,162.00	Q0.00	Q0.00	30-11-2017	16-11-2023		Q28,162.00	Q28,162.00	Q0.00	Q3,491.68	Q0.00	Q0.00	FIDUCIARIOS				
Q28,992.00	Q28,992.00	Q0.00	Q0.00	30-11-2017	16-11-2023		Q28,992.00	Q28,992.00	Q0.00	Q3,593.27	Q0.00	Q0.00	FIDUCIARIOS				
Q28,826.00	Q28,826.00	Q0.00	Q0.00	30-11-2017	16-11-2023		Q28,826.00	Q28,826.00	Q0.00	Q3,572.96	Q0.00	Q0.00	FIDUCIARIOS				
Q28,328.00	Q28,328.00	Q0.00	Q0.00	02-12-2017	16-12-2023		Q28,328.00	Q28,328.00	Q0.00	Q3,510.47	Q341.47	Q0.00	FIDUCIARIOS				
Q29,158.00	Q29,158.00	Q0.00	Q0.00	05-12-2017	16-12-2023		Q29,158.00	Q29,158.00	Q0.00	Q3,595.91	Q0.00	Q0.00	FIDUCIARIOS				
Q28,162.00	Q28,162.00	Q0.00	Q0.00	05-12-2017	16-12-2023		Q28,162.00	Q28,162.00	Q0.00	Q3,474.44	Q0.00	Q0.00	FIDUCIARIOS				
Q28,328.00	Q28,328.00	Q0.00	Q0.00	05-12-2017	16-12-2023		Q28,328.00	Q28,328.00	Q0.00	Q3,495.34	Q333.15	Q0.00	FIDUCIARIOS				
Q28,826.00	Q28,826.00	Q0.00	Q0.00	05-12-2017	16-12-2023		Q28,826.00	Q28,826.00	Q0.00	Q3,556.44	Q339.49	Q0.00	FIDUCIARIOS				
Q29,490.00	Q29,490.00	Q0.00	Q0.00	15-12-2017	16-12-2023		Q29,490.00	Q29,490.00	Q0.00	Q3,695.32	Q0.00	Q0.00	FIDUCIARIOS				
Q29,656.00	Q29,656.00	Q0.00	Q0.00	22-12-2017	16-12-2023		Q29,656.00	Q29,656.00	Q0.00	Q3,599.69	Q0.00	Q0.00	FIDUCIARIOS				
Q28,992.00	Q28,992.00	Q0.00	Q0.00	22-12-2017	16-12-2023		Q28,992.00	Q28,992.00	Q0.00	Q3,516.04	Q327.22	Q0.00	FIDUCIARIOS				
Q27,830.00	Q27,830.00	Q0.00	Q0.00	25-12-2017	16-12-2023		Q27,830.00	Q27,830.00	Q0.00	Q3,375.91	Q316.08	Q0.00	FIDUCIARIOS				
Q27,664.00	Q27,664.00	Q0.00	Q0.00	27-12-2017	16-12-2023		Q27,664.00	Q27,664.00	Q0.00	Q3,355.74	Q0.00	Q0.00	FIDUCIARIOS				
Q29,158.00	Q29,158.00	Q0.00	Q0.00	22-12-2017	16-12-2023		Q29,158.00	Q29,158.00	Q0.00	Q3,534.80	Q0.00	Q0.00	FIDUCIARIOS				
Q29,490.00	Q29,490.00	Q0.00	Q0.00	23-12-2017	16-12-2023		Q29,490.00	Q29,490.00	Q0.00	Q3,579.79	Q0.00	Q0.00	FIDUCIARIOS				
Q28,162.00	Q28,162.00	Q0.00	Q0.00	30-01-2018	16-01-2024		Q28,162.00	Q28,162.00	Q0.00	Q3,320.13	Q0.00	Q0.00	FIDUCIARIOS				
Q28,162.00	Q28,162.00	Q0.00	Q0.00	03-05-2018	16-03-2024		Q28,162.00	Q28,162.00	Q0.00	Q3,163.92	Q0.00	Q0.00	FIDUCIARIOS				
Q28,660.00	Q28,660.00	Q0.00	Q0.00	03-05-2018	16-03-2024		Q28,660.00	Q28,660.00	Q0.00	Q3,010.00	Q227.46	Q0.00	FIDUCIARIOS				
Q29,324.00	Q29,324.00	Q0.00	Q0.00	03-05-2018	16-03-2024		Q29,324.00	Q29,324.00	Q0.00	Q3,189.34	Q249.90	Q0.00	FIDUCIARIOS				
Q28,992.00	Q28,992.00	Q0.00	Q0.00	03-05-2018	16-03-2024		Q28,992.00	Q28,992.00	Q0.00	Q3,044.14	Q0.00	Q0.00	FIDUCIARIOS				
Q27,496.00	Q27,496.00	Q0.00	Q0.00	03-05-2018	16-03-2024		Q27,496.00	Q27,496.00	Q0.00	Q2,891.79	Q221.04	Q0.00	FIDUCIARIOS				
Q28,826.00	Q28,826.00	Q0.00	Q0.00	03-05-2018	16-03-2024		Q28,826.00	Q28,826.00	Q0.00	Q3,027.37	Q232.50	Q0.00	FIDUCIARIOS				
Q27,830.00	Q27,830.00	Q0.00	Q0.00	03-05-2018	16-03-2024		Q27,830.00	Q27,830.00	Q0.00	Q3,025.92	Q0.00	Q0.00	FIDUCIARIOS				
Q28,826.00	Q28,826.00	Q0.00	Q0.00														



000028

Monto Capitalizado (Aprobado)	Monto Desembolsado (Efectuado)	Desembolsos Acumulados (de enero a la fecha)	Durabilidad en el Costo (en meses)	Fecha de Comienzo del Préstamo	Fecha del vencimiento del Préstamo	Fecha del último Pago (realizado)	Saldo Capital	Capital Vigente	Capital Vencido	Saldo Intereses	Intereses en mora	Otras Cargas	Tipo de Garantía	Reservaciones			
														Del 01 de enero al 31 de agosto de 2018			
														Saldo de Capital		Intereses y Moras	
Q28,162.00	Q28,162.00	Q0.00	Q0.00	01-05-2018	16-03-2024		Q28,162.00	Q28,162.00	Q0.00	Q2,816.61	Q0.00	Q0.00	FIDUCIARIOS	Reservaciones	Aportes	Reservaciones	Aportes
Q28,162.00	Q28,162.00	Q0.00	Q0.00	03-05-2018	16-03-2024		Q28,162.00	Q28,162.00	Q0.00	Q2,916.61	Q0.00	Q0.00	FIDUCIARIOS				
Q27,664.00	Q27,664.00	Q0.00	Q0.00	03-05-2018	16-03-2024		Q27,664.00	Q27,664.00	Q0.00	Q2,906.77	Q221.47	Q0.00	FIDUCIARIOS				
Q28,158.00	Q28,158.00	Q0.00	Q0.00	03-05-2018	07-03-2024		Q28,158.00	Q28,158.00	Q0.00	Q2,916.25	Q229.47	Q0.00	FIDUCIARIOS				
Q28,494.00	Q28,494.00	Q0.00	Q0.00	03-05-2018	16-03-2024		Q28,494.00	Q28,494.00	Q0.00	Q2,992.63	Q227.46	Q0.00	FIDUCIARIOS				
Q27,664.00	Q27,664.00	Q0.00	Q0.00	03-05-2018	16-03-2024		Q27,664.00	Q27,664.00	Q0.00	Q2,910.32	Q26.30	Q0.00	FIDUCIARIOS				
Q28,826.00	Q28,826.00	Q0.00	Q0.00	03-05-2018	16-03-2024		Q28,826.00	Q28,826.00	Q0.00	Q3,027.37	Q232.50	Q0.00	FIDUCIARIOS				
Q28,162.00	Q28,162.00	Q0.00	Q0.00	03-05-2018	16-03-2024		Q28,162.00	Q28,162.00	Q0.00	Q2,957.89	Q227.46	Q0.00	FIDUCIARIOS				
Q28,328.00	Q28,328.00	Q0.00	Q0.00	03-05-2018	16-03-2024		Q28,328.00	Q28,328.00	Q0.00	Q2,974.91	Q0.00	Q0.00	FIDUCIARIOS				
Q28,162.00	Q28,162.00	Q0.00	Q0.00	03-05-2018	16-03-2024		Q28,162.00	Q28,162.00	Q0.00	Q2,916.61	Q0.00	Q0.00	FIDUCIARIOS				
Q28,660.00	Q28,660.00	Q0.00	Q0.00	03-05-2018	16-03-2024		Q28,660.00	Q28,660.00	Q0.00	Q3,010.00	Q227.46	Q0.00	FIDUCIARIOS				
Q29,324.00	Q29,324.00	Q0.00	Q0.00	03-05-2018	16-03-2024		Q29,324.00	Q29,324.00	Q0.00	Q3,080.88	Q233.88	Q0.00	FIDUCIARIOS				
Q29,656.00	Q29,656.00	Q0.00	Q0.00	03-05-2018	16-03-2024		Q29,656.00	Q29,656.00	Q0.00	Q3,116.15	Q0.00	Q0.00	FIDUCIARIOS				
Q29,158.00	Q29,158.00	Q0.00	Q0.00	03-05-2018	16-03-2024		Q29,158.00	Q29,158.00	Q0.00	Q3,061.45	Q0.00	Q0.00	FIDUCIARIOS				
Q27,830.00	Q27,830.00	Q0.00	Q0.00	03-05-2018	16-03-2024		Q27,830.00	Q27,830.00	Q0.00	Q2,927.72	Q26.30	Q0.00	FIDUCIARIOS				
Q27,664.00	Q27,664.00	Q0.00	Q0.00	03-05-2018	16-03-2024		Q27,664.00	Q27,664.00	Q0.00	Q2,910.32	Q26.30	Q0.00	FIDUCIARIOS				
Q29,158.00	Q29,158.00	Q0.00	Q0.00	03-05-2018	16-03-2024		Q29,158.00	Q29,158.00	Q0.00	Q3,061.45	Q0.00	Q0.00	FIDUCIARIOS				
Q27,830.00	Q27,830.00	Q0.00	Q0.00	03-05-2018	16-03-2024		Q27,830.00	Q27,830.00	Q0.00	Q2,927.99	Q0.00	Q0.00	FIDUCIARIOS				
Q28,494.00	Q28,494.00	Q0.00	Q0.00	03-05-2018	16-03-2024		Q28,494.00	Q28,494.00	Q0.00	Q2,992.63	Q227.46	Q0.00	FIDUCIARIOS				
Q29,158.00	Q29,158.00	Q0.00	Q0.00	03-05-2018	16-03-2024		Q29,158.00	Q29,158.00	Q0.00	Q3,063.12	Q233.88	Q0.00	FIDUCIARIOS				
Q28,328.00	Q28,328.00	Q0.00	Q0.00	03-05-2018	16-03-2024		Q28,328.00	Q28,328.00	Q0.00	Q2,975.26	Q227.46	Q0.00	FIDUCIARIOS				
Q27,830.00	Q27,830.00	Q0.00	Q0.00	03-05-2018	16-03-2024		Q27,830.00	Q27,830.00	Q0.00	Q2,923.14	Q231.04	Q0.00	FIDUCIARIOS				
Q27,830.00	Q27,830.00	Q0.00	Q0.00	04-05-2018	16-03-2024		Q27,830.00	Q27,830.00	Q0.00	Q2,919.71	Q221.04	Q0.00	FIDUCIARIOS				
Q28,826.00	Q28,826.00	Q0.00	Q0.00	04-05-2018	16-03-2024		Q28,826.00	Q28,826.00	Q0.00	Q3,023.82	Q227.46	Q0.00	FIDUCIARIOS				
Q27,332.00	Q27,332.00	Q0.00	Q0.00	04-05-2018	16-03-2024		Q27,332.00	Q27,332.00	Q0.00	Q2,867.66	Q219.66	Q0.00	FIDUCIARIOS				
Q29,324.00	Q29,324.00	Q0.00	Q0.00	04-05-2018	16-03-2024		Q29,324.00	Q29,324.00	Q0.00	Q3,077.26	Q233.88	Q0.00	FIDUCIARIOS				
Q28,328.00	Q28,328.00	Q0.00	Q0.00	04-05-2018	16-03-2024		Q28,328.00	Q28,328.00	Q0.00	Q2,971.71	Q227.46	Q0.00	FIDUCIARIOS				
Q28,494.00	Q28,494.00	Q0.00	Q0.00	04-05-2018	16-03-2024		Q28,494.00	Q28,494.00	Q0.00	Q2,989.12	Q227.46	Q0.00	FIDUCIARIOS				
Q28,992.00	Q28,992.00	Q0.00	Q0.00	04-05-2018	16-03-2024		Q28,992.00	Q28,992.00	Q0.00	Q3,040.56	Q0.00	Q0.00	FIDUCIARIOS				
Q27,664.00	Q27,664.00	Q0.00	Q0.00	04-05-2018	16-03-2024		Q27,664.00	Q27,664.00	Q0.00	Q2,962.27	Q0.00	Q0.00	FIDUCIARIOS				
Q28,162.00	Q28,162.00	Q0.00	Q0.00	04-05-2018	16-03-2024		Q28,162.00	Q28,162.00	Q0.00	Q2,954.41	Q227.46	Q0.00	FIDUCIARIOS				
Q27,166.00	Q27,166.00	Q0.00	Q0.00	04-05-2018	16-03-2024		Q27,166.00	Q27,166.00	Q0.00	Q2,850.30	Q214.62	Q0.00	FIDUCIARIOS				
Q29,158.00	Q29,158.00	Q0.00	Q0.00	04-05-2018	06-03-2024		Q29,158.00	Q29,158.00	Q0.00	Q3,058.58	Q232.43	Q0.00	FIDUCIARIOS				
Q28,660.00	Q28,660.00	Q0.00	Q0.00	04-05-2018	16-03-2024		Q28,660.00	Q28,660.00	Q0.00	Q3,066.47	Q227.46	Q0.00	FIDUCIARIOS				
Q27,830.00	Q27,830.00	Q0.00	Q0.00	04-05-2018	16-03-2024		Q27,830.00	Q27,830.00	Q0.00	Q2,919.71	Q221.04	Q0.00	FIDUCIARIOS				
Q28,826.00	Q28,826.00	Q0.00	Q0.00	04-05-2018	05-03-2024		Q28,826.00	Q28,826.00	Q0.00	Q3,023.85	Q228.46	Q0.00	FIDUCIARIOS				
Q27,830.00	Q27,830.00	Q0.00	Q0.00	04-05-2018	16-03-2024		Q27,830.00	Q27,830.00	Q0.00	Q2,919.71	Q221.04	Q0.00	FIDUCIARIOS				
Q29,158.00	Q29,158.00	Q0.00	Q0.00	04-05-2018	16-03-2024		Q29,158.00	Q29,158.00	Q0.00	Q3,058.52	Q233.88	Q0.00	FIDUCIARIOS				
Q29,158.00	Q29,158.00	Q0.00	Q0.00	04-05-2018	16-03-2024		Q29,158.00	Q29,158.00	Q0.00	Q3,058.52	Q233.88	Q0.00	FIDUCIARIOS				
Q28,992.00	Q28,992.00	Q0.00	Q0.00	04-05-2018	16-03-2024		Q28,992.00	Q28,992.00	Q0.00	Q3,040.56	Q233.88	Q0.00	FIDUCIARIOS				
Q27,664.00	Q27,664.00	Q0.00	Q0.00	04-05-2018	16-03-2024		Q27,664.00	Q27,664.00	Q0.00	Q2,962.27	Q0.00	Q0.00	FIDUCIARIOS				
Q27,830.00	Q27,830.00	Q0.00	Q0.00	04-05-2018	16-03-2024		Q27,830.00	Q27,830.00	Q0.00	Q2,919.71	Q221.04	Q0.00	FIDUCIARIOS				
Q27,664.00	Q27,664.00	Q0.00	Q0.00	04-05-2018	16-03-2024		Q27,664.00	Q27,664.00	Q0.00	Q2,962.27	Q221.04	Q0.00	FIDUCIARIOS				
Q27,664.00	Q27,664.00	Q0.00	Q0.00	04-05-2018	16-03-2024		Q27,664.00	Q27,664.00	Q0.00	Q2,962.27	Q221.04	Q0.00	FIDUCIARIOS				
Q28,162.00	Q28,162.00	Q0.00	Q0.00	04-05-2018	16-03-2024		Q28,162.00	Q28,162.00	Q0.00	Q2,954.41	Q227.46	Q0.00	FIDUCIARIOS				
Q27,996.00	Q27,996.00	Q0.00	Q0.00	04-05-2018	16-03-2024		Q27,996.00	Q27,996.00	Q0.00	Q2,936.84	Q0.00	Q0.00	FIDUCIARIOS				
Q27,996.00	Q27,996.00	Q0.00	Q0.00	04-05-2018	16-03-2024		Q27,996.00	Q27,996.00	Q0.00	Q2,936.84	Q0.00	Q0.00	FIDUCIARIOS				
Q28,494.00	Q28,494.00	Q0.00	Q0.00	04-05-2018	16-03-2024		Q28,494.00	Q28,494.00	Q0.00	Q2,989.12	Q227.46	Q0.00	FIDUCIARIOS				
Q27,830.00	Q27,830.00	Q0.00	Q0.00	04-05-2018	16-03-2024		Q27,830.00	Q27,830.00	Q0.00	Q2,919.71	Q221.04	Q0.00	FIDUCIARIOS				
Q28,992.00	Q28,992.00	Q0.00	Q0.00	04-05-2018	16-03-2024		Q28,992.00	Q28,992.00	Q0.00	Q3,041.17	Q233.88	Q0.00	FIDUCIARIOS				
Q27,664.00	Q27,664.00	Q0.00	Q0.00	04-05-2018	16-03-2024		Q27,664.00	Q27,664.00	Q0.00	Q2,962.27	Q221.04	Q0.00	FIDUCIARIOS				
Q28,328.00	Q28,328.00	Q0.00	Q0.00	04-05-2018	16-03-2024		Q28,328.00	Q28,328.00	Q0.00	Q2,971.71	Q227.46	Q0.00	FIDUCIARIOS				
Q27,332.00	Q27,332.00	Q0.00	Q0.00	04-05-2018	01-03-2024		Q27,332.00	Q18,271.34	Q9,110.66	Q3,338.82	Q259.59	Q0.00	FIDUCIARIOS				
Q27,996.00	Q27,996.00	Q0.00	Q0.00	07-05-2018	16-03-2024		Q27,996.00	Q27,996.00	Q0.00	Q2,931.31	Q21.88	Q0.00	FIDUCIARIOS				
Q27,996.00	Q27,996.00	Q0.00	Q0.00	07-05-2018	16-03-2024		Q27,996.00	Q27,996.00	Q0.00	Q2,931.31	Q0.00	Q0.00	FIDUCIARIOS				
Q28,494.00	Q28,494.00	Q0.00	Q0.00	07-05-2018	16-03-2024		Q28,494.00	Q28,494.00	Q0.00	Q2,978.58	Q227.46	Q0.00	FIDUCIARIOS				
Q28,162.00	Q28,162.00	Q0.00	Q0.00	07-05-2018	06-03-2024		Q28,162.00	Q28,162.									




[Handwritten signature]

000027

Número Correlativo (Aprobado)	Número Dependiente (de las autoridades)	Desembolso Acumulado (al 30/09/2018) (de acuerdo a la fecha)	Desembolsos en el mes (agosto 2018)	Fecha de Cierre de la Cuenta de Crédito	Fecha del último pago realizado	Saldo Capital	Capital Vigente	Capital Vencido	Saldo Intereses	Intereses en mora	Otros Cargos	Tipo de Operación	Reporte Mensual del 01 de mayo al 31 de agosto de 2018			
													Saldo de Capital		Intereses + Mora	
													Reportado	Ajuste	Reportado	Ajuste
Q27.166 00	Q27.166 00	Q0 00	Q0 00	07/08/2018	16/03/2024	Q27.166 00	Q27.166 00	Q0 00	Q2.840 26	Q214 62	Q0 00	FIDUCIARIOS				
Q29.932 00	Q29.932 00	Q0 00	Q0 00	07/08/2018	16/03/2024	Q29.932 00	Q29.932 00	Q0 00	Q3.129 29	Q240 30	Q0 00	FIDUCIARIOS				
Q28.162 00	Q28.162 00	Q0 00	Q0 00	07/08/2018	16/03/2024	Q28.162 00	Q28.162 00	Q0 00	Q3.944 00	Q232 42	Q0 00	FIDUCIARIOS				
Q29.882 00	Q29.882 00	Q0 00	Q0 00	07/08/2018	16/03/2024	Q29.882 00	Q29.882 00	Q0 00	Q3.122 96	Q0 00	Q0 00	FIDUCIARIOS				
Q29.158 00	Q29.158 00	Q0 00	Q0 00	07/08/2018	16/03/2024	Q29.158 00	Q29.158 00	Q0 00	Q3.647 07	Q0 00	Q0 00	FIDUCIARIOS				
Q28.162 00	Q28.162 00	Q0 00	Q0 00	08/05/2018	16/03/2024	Q28.162 00	Q28.162 00	Q0 00	Q3.945 15	Q0 00	Q0 00	FIDUCIARIOS				
Q29.932 00	Q29.932 00	Q0 00	Q0 00	08/05/2018	16/03/2024	Q29.932 00	Q29.932 00	Q0 00	Q3.130 52	Q104 10	Q0 00	FIDUCIARIOS				
Q29.490 00	Q29.490 00	Q0 00	Q0 00	08/05/2018	16/03/2024	Q29.490 00	Q29.490 00	Q0 00	Q3.080 66	Q0 00	Q0 00	FIDUCIARIOS				
Q28.328 00	Q28.328 00	Q0 00	Q0 00	08/05/2018	16/03/2024	Q28.328 00	Q28.328 00	Q0 00	Q3.964 43	Q0 00	Q0 00	FIDUCIARIOS				
Q28.826 00	Q28.826 00	Q0 00	Q0 00	08/05/2018	16/03/2024	Q28.826 00	Q28.826 00	Q0 00	Q3.009 08	Q0 00	Q0 00	FIDUCIARIOS				
Q28.822 00	Q28.822 00	Q0 00	Q0 00	08/05/2018	16/03/2024	Q28.822 00	Q28.822 00	Q0 00	Q3.115 07	Q0 00	Q0 00	FIDUCIARIOS				
Q28.162 00	Q28.162 00	Q0 00	Q0 00	08/05/2018	16/03/2024	Q28.162 00	Q28.162 00	Q0 00	Q2.940 25	Q0 00	Q0 00	FIDUCIARIOS				
Q28.162 00	Q28.162 00	Q0 00	Q0 00	08/05/2018	16/03/2024	Q28.162 00	Q28.162 00	Q0 00	Q2.940 25	Q0 00	Q0 00	FIDUCIARIOS				
Q29.158 00	Q29.158 00	Q0 00	Q0 00	08/05/2018	16/03/2024	Q29.158 00	Q29.158 00	Q0 00	Q3.044 14	Q238 84	Q0 00	FIDUCIARIOS				
Q28.826 00	Q28.826 00	Q0 00	Q0 00	08/05/2018	16/03/2024	Q28.826 00	Q28.826 00	Q0 00	Q3.014 34	Q97 68	Q0 00	FIDUCIARIOS				
Q28.162 00	Q28.162 00	Q0 00	Q0 00	08/05/2018	16/03/2024	Q28.162 00	Q28.162 00	Q0 00	Q2.940 25	Q222 42	Q0 00	FIDUCIARIOS				
Q29.158 00	Q29.158 00	Q0 00	Q0 00	08/05/2018	16/03/2024	Q29.158 00	Q29.158 00	Q0 00	Q3.044 14	Q238 84	Q0 00	FIDUCIARIOS				
Q28.826 00	Q28.826 00	Q0 00	Q0 00	08/05/2018	16/03/2024	Q28.826 00	Q28.826 00	Q0 00	Q3.093 33	Q227 46	Q0 00	FIDUCIARIOS				
Q29.158 00	Q29.158 00	Q0 00	Q0 00	08/05/2018	16/03/2024	Q29.158 00	Q29.158 00	Q0 00	Q3.044 14	Q238 84	Q0 00	FIDUCIARIOS				
Q27.996 00	Q27.996 00	Q0 00	Q0 00	08/05/2018	16/03/2024	Q27.996 00	Q27.996 00	Q0 00	Q2.993 26	Q221 04	Q0 00	FIDUCIARIOS				
Q27.830 00	Q27.830 00	Q0 00	Q0 00	08/05/2018	16/03/2024	Q27.830 00	Q27.830 00	Q0 00	Q2.905 99	Q221 04	Q0 00	FIDUCIARIOS				
Q27.996 00	Q27.996 00	Q0 00	Q0 00	08/05/2018	16/03/2024	Q27.996 00	Q27.996 00	Q0 00	Q2.993 04	Q0 00	Q0 00	FIDUCIARIOS				
Q27.996 00	Q27.996 00	Q0 00	Q0 00	08/05/2018	16/03/2024	Q27.996 00	Q27.996 00	Q0 00	Q2.993 04	Q0 00	Q0 00	FIDUCIARIOS				
Q27.996 00	Q27.996 00	Q0 00	Q0 00	08/05/2018	16/03/2024	Q27.996 00	Q27.996 00	Q0 00	Q2.993 04	Q0 00	Q0 00	FIDUCIARIOS				
Q27.830 00	Q27.830 00	Q0 00	Q0 00	08/05/2018	16/03/2024	Q27.830 00	Q27.830 00	Q0 00	Q2.905 84	Q0 00	Q0 00	FIDUCIARIOS				
Q28.826 00	Q28.826 00	Q0 00	Q0 00	08/05/2018	16/03/2024	Q28.826 00	Q28.826 00	Q0 00	Q3.099 60	Q227 46	Q0 00	FIDUCIARIOS				
Q28.328 00	Q28.328 00	Q0 00	Q0 00	08/05/2018	16/03/2024	Q28.328 00	Q28.328 00	Q0 00	Q3.973 80	Q222 42	Q0 00	FIDUCIARIOS				
Q29.324 00	Q29.324 00	Q0 00	Q0 00	10/05/2018	16/03/2024	Q29.324 00	Q29.324 00	Q0 00	Q3.055 57	Q228 84	Q0 00	FIDUCIARIOS				
Q29.158 00	Q29.158 00	Q0 00	Q0 00	10/05/2018	16/03/2024	Q29.158 00	Q29.158 00	Q0 00	Q3.036 95	Q238 84	Q0 00	FIDUCIARIOS				
Q28.660 00	Q28.660 00	Q0 00	Q0 00	10/05/2018	16/03/2024	Q28.660 00	Q28.660 00	Q0 00	Q2.965 27	Q227 46	Q0 00	FIDUCIARIOS				
Q28.826 00	Q28.826 00	Q0 00	Q0 00	10/05/2018	16/03/2024	Q28.826 00	Q28.826 00	Q0 00	Q3.005 50	Q227 46	Q0 00	FIDUCIARIOS				
Q28.328 00	Q28.328 00	Q0 00	Q0 00	10/05/2018	16/03/2024	Q28.328 00	Q28.328 00	Q0 00	Q2.956 81	Q222 42	Q0 00	FIDUCIARIOS				
Q27.498 00	Q27.498 00	Q0 00	Q0 00	10/05/2018	16/03/2024	Q27.498 00	Q27.498 00	Q0 00	Q2.869 19	Q0 00	Q0 00	FIDUCIARIOS				
Q29.932 00	Q29.932 00	Q0 00	Q0 00	10/05/2018	16/03/2024	Q29.932 00	Q29.932 00	Q0 00	Q3.123 14	Q104 10	Q0 00	FIDUCIARIOS				
Q28.826 00	Q28.826 00	Q0 00	Q0 00	10/05/2018	16/03/2024	Q28.826 00	Q28.826 00	Q0 00	Q3.007 23	Q97 68	Q0 00	FIDUCIARIOS				
Q28.494 00	Q28.494 00	Q0 00	Q0 00	10/05/2018	16/03/2024	Q28.494 00	Q28.494 00	Q0 00	Q2.968 04	Q222 42	Q0 00	FIDUCIARIOS				
Q27.664 00	Q27.664 00	Q0 00	Q0 00	10/05/2018	16/03/2024	Q27.664 00	Q27.664 00	Q0 00	Q2.881 89	Q216 00	Q0 00	FIDUCIARIOS				
Q28.162 00	Q28.162 00	Q0 00	Q0 00	10/05/2018	16/03/2024	Q28.162 00	Q28.162 00	Q0 00	Q2.933 30	Q0 00	Q0 00	FIDUCIARIOS				
Q28.162 00	Q28.162 00	Q0 00	Q0 00	10/05/2018	16/03/2024	Q28.162 00	Q28.162 00	Q0 00	Q2.933 30	Q0 00	Q0 00	FIDUCIARIOS				
Q27.664 00	Q27.664 00	Q0 00	Q0 00	10/05/2018	16/03/2024	Q27.664 00	Q27.664 00	Q0 00	Q2.881 89	Q216 00	Q0 00	FIDUCIARIOS				
Q28.494 00	Q28.494 00	Q0 00	Q0 00	10/05/2018	16/03/2024	Q28.494 00	Q28.494 00	Q0 00	Q2.965 04	Q222 42	Q0 00	FIDUCIARIOS				
Q28.826 00	Q28.826 00	Q0 00	Q0 00	10/05/2018	16/03/2024	Q28.826 00	Q28.826 00	Q0 00	Q3.001 96	Q0 00	Q0 00	FIDUCIARIOS				
Q29.158 00	Q29.158 00	Q0 00	Q0 00	10/05/2018	16/03/2024	Q29.158 00	Q29.158 00	Q0 00	Q3.036 38	Q0 00	Q0 00	FIDUCIARIOS				
Q27.664 00	Q27.664 00	Q0 00	Q0 00	10/05/2018	16/03/2024	Q27.664 00	Q27.664 00	Q0 00	Q2.881 89	Q216 00	Q0 00	FIDUCIARIOS				
Q27.664 00	Q27.664 00	Q0 00	Q0 00	10/05/2018	16/03/2024	Q27.664 00	Q27.664 00	Q0 00	Q2.881 89	Q216 00	Q0 00	FIDUCIARIOS				
Q28.992 00	Q28.992 00	Q0 00	Q0 00	10/05/2018	16/03/2024	Q28.992 00	Q28.992 00	Q0 00	Q3.019 73	Q228 84	Q0 00	FIDUCIARIOS				
Q27.830 00	Q27.830 00	Q0 00	Q0 00	10/05/2018	16/03/2024	Q27.830 00	Q27.830 00	Q0 00	Q2.899 12	Q221 04	Q0 00	FIDUCIARIOS				
Q29.932 00	Q29.932 00	Q0 00	Q0 00	10/05/2018	16/03/2024	Q29.932 00	Q29.932 00	Q0 00	Q3.118 22	Q238 84	Q0 00	FIDUCIARIOS				
Q29.932 00	Q29.932 00	Q0 00	Q0 00	10/05/2018	16/03/2024	Q29.932 00	Q29.932 00	Q0 00	Q3.118 22	Q238 84	Q0 00	FIDUCIARIOS				
Q28.162 00	Q28.162 00	Q0 00	Q0 00	10/05/2018	16/03/2024	Q28.162 00	Q28.162 00	Q0 00	Q3.148 76	Q21 06	Q0 00	FIDUCIARIOS				
Q27.830 00	Q27.830 00	Q0 00	Q0 00	10/05/2018	16/03/2024	Q27.830 00	Q27.830 00	Q0 00	Q2.899 12	Q221 04	Q0 00	FIDUCIARIOS				
Q28.494 00	Q28.494 00	Q0 00	Q0 00	10/05/2018	16/03/2024	Q28.494 00	Q28.494 00	Q0 00	Q2.968 04	Q222 42	Q0 00	FIDUCIARIOS				
Q29.490 00	Q29.490 00	Q0 00	Q0 00	10/05/2018	16/03/2024	Q29.490 00	Q29.490 00	Q0 00	Q3.072 80	Q233 88	Q0 00	FIDUCIARIOS				
Q28.992 00	Q28.992 00	Q0 00	Q0 00	10/05/2018	16/03/2024	Q28.992 00	Q28.992 00	Q0 00	Q3.019 73	Q228 84	Q0 00	FIDUCIARIOS				
Q27.830 00	Q27.830 00	Q0 00	Q0 00	10/05/2018	16/03/2024	Q27.830 00	Q27.830 00	Q0 00	Q2.899 12	Q221 04	Q0 00	FIDUCIARIOS				
Q28.162 00	Q28.162 00	Q0 00	Q0 00	11/05/2018	16/03/2024	Q28.162 00	Q28.162 00	Q0 00	Q2.929 83	Q0 00	Q0 00	FIDUCIARIOS				
Q28.826 00	Q28.826 00	Q0 00	Q0 00	11/05/2018	16/03/2024	Q28.826 00	Q28.826 00	Q0 00	Q3.478 30	Q823 44	Q0 00	FIDUCIARIOS				
Q28.162 00	Q28.162 00	Q0 00	Q0 00	11/05/2018	16/03/2024	Q28.162 00	Q28.162 00	Q0 00	Q2.930 11	Q222 42	Q0 00	FIDUCIARIOS				
Q28.660 00	Q28.660 00	Q0 00	Q0 00	11/05/2018	16/03/2024	Q28.660 00	Q28.660 00	Q0 00	Q2.981 73	Q227 46	Q0 00	FIDUCIARIOS				
Q28.494 00	Q28.494 00	Q0 00	Q0 00	11/05/2018	16/03/2024	Q28.494 00	Q28.494 00	Q0 00	Q2.964 12	Q0 00	Q0 00	FIDUCIARIOS				
Q28.162 00	Q28.162 00	Q0 00	Q0 00	11/05/2018	16/03/2024	Q28.162 00	Q28.162 00	Q0 00	Q2.929 83	Q0 00	Q0 00	FIDUCIARIOS				
Q28.328 00	Q28.328 00	Q0 00	Q0 00	11/05/2018	16/03/2024	Q28.328 00	Q28.328 00	Q0 00	Q2.947 32	Q222 42	Q0 00	FIDUCIARIOS				
Q28.328 00	Q28.328 00	Q0 00	Q0 00	11/05/2018	16/03/2024	Q28.328 00	Q28.328 00	Q0 00	Q2.947 32	Q222 42	Q0 00	FIDUCIARIOS				
Q28.162 00	Q28.162 00	Q0 00	Q0 00	11/05/2018	16/03/2024	Q28.162 00	Q28.162 00	Q0 00	Q2.900 27	Q0 00	Q0 00	FID				

Vista Contable (Aprobado)	Monto Desembolsado en el ejercicio	Distribución Asignada al 100% de mayo a 31 de agosto	Distribución en el Cuatrimestre mayo - agosto 2020	Fecha de Cierre del Ejercicio	Fecha del Trimestre del Ejercicio	Fecha del último pago realizado	Saldo Capital	Capital Vigente		Saldo Intereses	Intereses en mora	Otros Cargos	Tipo de Operación	Saldo de Capital		Intereses y Mora	
								Capital Vigente	Capital Vigente					Recuperación	Alínea	Recuperación	Alínea
Q28,494.00	Q28,494.00	Q0.00	Q0.00	23/11/2018	16/11/2023		Q28,494.00	Q22,795.20	Q5,698.80	Q2,497.32	Q129.14	Q0.00	FIDUCIARIOS				
Q27,996.00	Q27,996.00	Q0.00	Q0.00	23/11/2018	16/11/2023		Q27,996.00	Q22,396.80	Q5,599.20	Q2,521.28	Q126.58	Q0.00	FIDUCIARIOS				
Q29,870.00	Q29,870.00	Q0.00	Q0.00	23/11/2018	15/11/2023		Q29,870.00	Q23,896.00	Q5,974.00	Q2,725.21	Q135.62	Q0.00	FIDUCIARIOS				
Q27,900.00	Q27,900.00	Q0.00	Q0.00	23/11/2018	15/11/2023		Q27,900.00	Q23,320.00	Q5,580.00	Q2,544.89	Q126.72	Q0.00	FIDUCIARIOS				
Q29,673.00	Q29,673.00	Q0.00	Q0.00	23/11/2018	16/11/2023		Q29,673.00	Q23,738.40	Q5,934.60	Q2,706.97	Q149.51	Q0.00	FIDUCIARIOS				
Q26,915.00	Q26,915.00	Q0.00	Q0.00	23/11/2018	16/11/2023		Q26,915.00	Q21,532.00	Q5,383.00	Q2,452.88	Q149.45	Q0.00	FIDUCIARIOS				
Q28,294.00	Q28,294.00	Q0.00	Q0.00	23/11/2018	16/11/2023		Q28,294.00	Q22,635.20	Q5,658.80	Q2,579.44	Q128.27	Q0.00	FIDUCIARIOS				
Q29,476.00	Q29,476.00	Q0.00	Q0.00	23/11/2018	16/11/2023		Q29,476.00	Q23,580.80	Q5,895.20	Q2,688.75	Q133.67	Q0.00	FIDUCIARIOS				
Q29,476.00	Q29,476.00	Q0.00	Q0.00	23/11/2018	16/11/2023		Q29,476.00	Q23,580.80	Q5,895.20	Q2,687.61	Q149.87	Q0.00	FIDUCIARIOS				
Q27,703.00	Q27,703.00	Q0.00	Q0.00	23/11/2018	16/11/2023		Q27,703.00	Q23,162.40	Q5,540.60	Q2,524.64	Q140.23	Q0.00	FIDUCIARIOS				
Q29,476.00	Q29,476.00	Q0.00	Q0.00	23/11/2018	16/11/2023		Q29,476.00	Q23,580.80	Q5,895.20	Q2,687.61	Q149.87	Q0.00	FIDUCIARIOS				
Q28,097.00	Q28,097.00	Q0.00	Q0.00	23/11/2018	16/11/2023		Q28,097.00	Q22,477.60	Q5,619.40	Q2,560.57	Q149.69	Q0.00	FIDUCIARIOS				
Q27,900.00	Q27,900.00	Q0.00	Q0.00	23/11/2018	16/11/2023		Q27,900.00	Q22,320.00	Q5,580.00	Q2,543.97	Q126.58	Q0.00	FIDUCIARIOS				
Q27,506.00	Q27,506.00	Q0.00	Q0.00	23/11/2018	16/11/2023		Q27,506.00	Q22,094.80	Q5,501.20	Q2,505.61	Q124.63	Q0.00	FIDUCIARIOS				
Q29,673.00	Q29,673.00	Q0.00	Q0.00	23/11/2018	16/11/2023		Q29,673.00	Q23,738.40	Q5,934.60	Q2,706.49	Q124.59	Q0.00	FIDUCIARIOS				
Q28,294.00	Q28,294.00	Q0.00	Q0.00	23/11/2018	16/11/2023		Q28,294.00	Q22,635.20	Q5,658.80	Q2,579.44	Q128.27	Q0.00	FIDUCIARIOS				
Q28,688.00	Q28,688.00	Q0.00	Q0.00	23/11/2018	16/11/2023		Q28,688.00	Q22,950.40	Q5,737.60	Q2,614.92	Q130.04	Q0.00	FIDUCIARIOS				
Q29,476.00	Q29,476.00	Q0.00	Q0.00	23/11/2018	16/11/2023		Q29,476.00	Q23,580.80	Q5,895.20	Q2,687.61	Q149.87	Q0.00	FIDUCIARIOS				
Q27,506.00	Q27,506.00	Q0.00	Q0.00	23/11/2018	16/11/2023		Q27,506.00	Q22,004.80	Q5,501.20	Q2,225.00	Q197.15	Q0.00	FIDUCIARIOS				
Q27,112.00	Q27,112.00	Q0.00	Q0.00	23/11/2018	16/11/2023		Q27,112.00	Q21,689.60	Q5,422.40	Q2,170.14	Q122.88	Q0.00	FIDUCIARIOS				
Q29,476.00	Q29,476.00	Q0.00	Q0.00	23/11/2018	15/11/2023		Q29,476.00	Q23,580.80	Q5,895.20	Q2,689.73	Q133.87	Q0.00	FIDUCIARIOS				
Q27,703.00	Q27,703.00	Q0.00	Q0.00	23/11/2018	16/11/2023		Q27,703.00	Q22,596.80	Q5,106.20	Q2,337.32	Q108.03	Q0.00	FIDUCIARIOS				
Q29,870.00	Q29,870.00	Q0.00	Q0.00	23/11/2018	16/11/2023		Q29,870.00	Q24,374.80	Q5,495.17	Q2,540.78	Q116.37	Q0.00	FIDUCIARIOS				
Q29,870.00	Q29,870.00	Q0.00	Q0.00	23/11/2018	16/11/2023		Q29,870.00	Q24,374.80	Q5,495.17	Q2,540.78	Q116.37	Q0.00	FIDUCIARIOS				
Q29,673.00	Q29,673.00	Q0.00	Q0.00	23/11/2018	16/11/2023		Q29,673.00	Q24,110.40	Q5,458.93	Q2,524.10	Q115.63	Q0.00	FIDUCIARIOS				
Q27,703.00	Q27,703.00	Q0.00	Q0.00	23/11/2018	16/11/2023		Q27,703.00	Q22,696.49	Q5,006.51	Q2,357.23	Q108.03	Q0.00	FIDUCIARIOS				
Q27,703.00	Q27,703.00	Q0.00	Q0.00	23/11/2018	16/11/2023		Q27,703.00	Q22,596.80	Q5,106.20	Q2,357.32	Q108.03	Q0.00	FIDUCIARIOS				
Q27,506.00	Q27,506.00	Q0.00	Q0.00	23/11/2018	16/11/2023		Q27,506.00	Q22,145.73	Q5,060.27	Q2,340.55	Q107.23	Q0.00	FIDUCIARIOS				
Q27,309.00	Q27,309.00	Q0.00	Q0.00	23/11/2018	16/11/2023		Q27,309.00	Q22,184.96	Q5,024.64	Q2,323.85	Q106.47	Q0.00	FIDUCIARIOS				
Q29,673.00	Q29,673.00	Q0.00	Q0.00	23/11/2018	16/11/2023		Q29,673.00	Q23,738.40	Q5,934.60	Q2,549.00	Q117.32	Q0.00	FIDUCIARIOS				
Q27,703.00	Q27,703.00	Q0.00	Q0.00	23/11/2018	16/11/2023		Q27,703.00	Q22,162.40	Q5,540.60	Q2,376.67	Q109.51	Q0.00	FIDUCIARIOS				
Q29,082.00	Q29,082.00	Q0.00	Q0.00	23/11/2018	16/11/2023		Q29,082.00	Q23,731.79	Q5,350.21	Q2,474.03	Q113.35	Q0.00	FIDUCIARIOS				
Q29,673.00	Q29,673.00	Q0.00	Q0.00	23/11/2018	16/11/2023		Q29,673.00	Q24,214.07	Q5,458.93	Q2,524.10	Q115.63	Q0.00	FIDUCIARIOS				
Q29,673.00	Q29,673.00	Q0.00	Q0.00	23/11/2018	16/11/2023		Q29,673.00	Q23,738.40	Q5,934.60	Q2,549.00	Q117.32	Q0.00	FIDUCIARIOS				
Q27,703.00	Q27,703.00	Q0.00	Q0.00	23/11/2018	16/11/2023		Q27,703.00	Q22,162.40	Q5,540.60	Q2,376.67	Q109.51	Q0.00	FIDUCIARIOS				
Q27,506.00	Q27,506.00	Q0.00	Q0.00	23/11/2018	16/11/2023		Q27,506.00	Q22,436.11	Q5,069.89	Q2,340.63	Q107.24	Q0.00	FIDUCIARIOS				
Q28,279.00	Q28,279.00	Q0.00	Q0.00	23/11/2018	16/11/2023		Q28,279.00	Q23,873.31	Q5,396.69	Q2,488.22	Q114.13	Q0.00	FIDUCIARIOS				
Q27,112.00	Q27,112.00	Q0.00	Q0.00	23/11/2018	16/11/2023		Q27,112.00	Q21,689.60	Q5,422.40	Q2,236.53	Q107.20	Q0.00	FIDUCIARIOS				
Q27,506.00	Q27,506.00	Q0.00	Q0.00	23/11/2018	16/11/2023		Q27,506.00	Q22,064.80	Q5,501.20	Q2,359.96	Q108.20	Q0.00	FIDUCIARIOS				
Q27,830.00	Q27,830.00	Q0.00	Q0.00	23/11/2018	16/11/2023		Q27,830.00	Q22,264.00	Q5,566.00	Q2,387.62	Q110.02	Q0.00	FIDUCIARIOS				
Q28,826.00	Q28,826.00	Q0.00	Q0.00	23/11/2018	16/11/2023		Q28,826.00	Q23,660.80	Q5,765.20	Q2,474.27	Q113.97	Q0.00	FIDUCIARIOS				
Q27,309.00	Q27,309.00	Q0.00	Q0.00	23/11/2018	16/11/2023		Q27,309.00	Q22,847.20	Q5,461.80	Q2,343.24	Q107.94	Q0.00	FIDUCIARIOS				
Q27,703.00	Q27,703.00	Q0.00	Q0.00	23/11/2018	16/11/2023		Q27,703.00	Q22,696.49	Q5,006.51	Q2,357.23	Q108.03	Q0.00	FIDUCIARIOS				
Q27,506.00	Q27,506.00	Q0.00	Q0.00	23/11/2018	16/11/2023		Q27,506.00	Q22,094.80	Q5,501.20	Q2,359.96	Q108.70	Q0.00	FIDUCIARIOS				
Q27,306.00	Q27,306.00	Q0.00	Q0.00	23/11/2018	16/11/2023		Q27,306.00	Q22,004.80	Q5,501.20	Q2,359.96	Q108.70	Q0.00	FIDUCIARIOS				
Q27,306.00	Q27,306.00	Q0.00	Q0.00	23/11/2018	16/11/2023		Q27,306.00	Q22,004.80	Q5,501.20	Q2,359.96	Q108.70	Q0.00	FIDUCIARIOS				
Q27,506.00	Q27,506.00	Q0.00	Q0.00	23/11/2018	16/11/2023		Q27,506.00	Q22,004.80	Q5,501.20	Q2,359.96	Q108.70	Q0.00	FIDUCIARIOS				
Q27,506.00	Q27,506.00	Q0.00	Q0.00	23/11/2018	16/11/2023		Q27,506.00	Q22,004.80	Q5,501.20	Q2,359.96	Q108.70	Q0.00	FIDUCIARIOS				
Q27,900.00	Q27,900.00	Q0.00	Q0.00	23/11/2018	16/11/2023		Q27,900.00	Q22,320.00	Q5,580.00	Q2,389.53	Q108.73	Q0.00	FIDUCIARIOS				
Q29,082.00	Q29,082.00	Q0.00	Q0.00	23/11/2018	16/11/2023		Q29,082.00	Q23,665.60	Q5,816.40	Q2,496.26	Q114.95	Q0.00	FIDUCIARIOS				
Q27,506.00	Q27,506.00	Q0.00	Q0.00	23/11/2018	16/11/2023		Q27,506.00	Q22,004.80	Q5,501.20	Q2,359.96	Q108.70	Q0.00	FIDUCIARIOS				
Q28,097.00	Q28,097.00	Q0.00	Q0.00	26/03/2019	16/03/2024		Q28,097.00	Q23,477.60	Q5,619.40	Q2,023.59	Q69.24	Q0.00	FIDUCIARIOS				
Q29,279.00	Q29,279.00	Q0.00	Q0.00	26/03/2019	16/03/2024		Q29,279.00	Q23,423.20	Q5,655.80	Q2,027.94	Q72.08	Q0.00	FIDUCIARIOS				
Q27,506.00	Q27,506.00	Q0.00	Q0.00	26/03/2019	16/03/2024		Q27,506.00	Q22,004.80	Q5,501.20	Q1,979.74	Q67.79	Q0.00	FIDUCIARIOS				
Q27,900.00	Q27,900.00	Q0.00	Q0.00	26/03/2019	16/03/2024		Q27,900.00	Q22,320.00	Q5,580.00	Q2,000.53	Q68.72	Q0.00	FIDUCIARIOS				
Q27,309.00	Q27,309.00	Q0.00	Q0.00	26/03/2019	16/03/2024		Q27,309.00	Q21,847.20	Q5,461.80	Q1,965.68	Q67.24	Q0.00	FIDUCIARIOS				
Q27,703.00	Q27,703.00	Q0.00	Q0.00	26/03/2019	16/03/2024		Q27,703.00	Q22,162.40	Q5,540.60	Q1,993.80	Q68.23	Q0.00	FIDUCIARIOS				
Q27,309.00	Q27,309.00	Q0.00	Q0.00	26/03/2019	16/03/2024		Q27,309.00	Q21,847.20	Q5,461.80	Q1,965.68	Q67.24	Q0.00	FIDUCIARIOS				
Q28,097.00	Q28,097.00	Q0.00	Q0.00	26/03/2019	16/03/2024		Q28,097.00	Q22,477.60	Q5,619.40	Q2,023.59	Q69.24	Q0.00	FIDUCIARIOS				
Q27,309.00	Q27,309.00	Q0.00	Q0.00	26/03/2019	16/03/2024		Q27,309.00	Q21,847.20	Q5,461.80	Q1,965.68	Q67.24	Q0.00	FIDUCIARIOS				
Q27,309.00	Q27,309.00	Q0.00	Q0.00	26/03/2019	16/03/2024		Q27,309.00	Q21,847.20	Q5,461.80	Q1,965.68	Q67.24	Q0.00	FIDUCIARIOS				
Q27,703.00	Q27,703.00	Q0.00	Q0.00	26/03/2019	16/03/2024		Q27,703.00	Q22,162.40	Q5,540.60	Q1,993.80							

Monto Causable (Aprobado)	Monto Devengado (según autorización)	Distribución en el mes (de enero a la fecha)	Distribución en el mes (según autorización)	Fecha de Cotización del Póliza	Fecha de Tránsito del Póliza	Fecha del último pago realizado	Saldo Capital	Capital Vigente	Capital Vencido	Saldo Letras	Intereses en mora	Otros Cargos	Tipo de Garantía	Saldo de Capital				Iniciados a Fines	
														Reservaciones	Ajustes	Reservaciones	Ajustes		
Q29,870.00	Q29,870.00	Q0.00	Q0.00	02/04/2019	16/04/2021		Q29,870.00	Q29,870.00	Q5,974.00	Q2,195.40	Q0.00	Q0.00	FIDUCIARIOS						
Q27,900.00	Q27,900.00	Q0.00	Q0.00	02/04/2019	16/04/2021		Q27,900.00	Q27,900.00	Q5,974.00	Q1,256.93	Q15.46	Q0.00	FIDUCIARIOS						
Q28,491.00	Q28,491.00	Q0.00	Q0.00	02/04/2019	16/04/2021		Q28,491.00	Q27,792.50	Q5,699.20	Q1,299.06	Q19.69	Q0.00	FIDUCIARIOS						
Q28,491.00	Q28,491.00	Q0.00	Q0.00	02/04/2019	16/04/2021		Q28,491.00	Q27,792.50	Q5,699.20	Q1,299.06	Q19.69	Q0.00	FIDUCIARIOS						
Q27,900.00	Q27,900.00	Q0.00	Q0.00	02/04/2019	16/04/2021		Q27,900.00	Q27,310.00	Q5,580.00	Q1,256.93	Q0.00	Q0.00	FIDUCIARIOS						
Q28,294.00	Q28,294.00	Q0.00	Q0.00	03/04/2019	16/04/2021		Q28,294.00	Q22,635.20	Q5,650.00	Q1,964.34	Q19.20	Q0.00	FIDUCIARIOS						
Q27,309.00	Q27,309.00	Q0.00	Q0.00	03/04/2019	16/04/2021		Q27,309.00	Q21,847.20	Q5,461.00	Q1,914.43	Q17.00	Q0.00	FIDUCIARIOS						
Q27,112.00	Q27,112.00	Q0.00	Q0.00	03/04/2019	16/04/2021		Q27,112.00	Q21,689.60	Q5,427.40	Q1,897.38	Q16.67	Q0.00	FIDUCIARIOS						
Q28,476.00	Q28,476.00	Q0.00	Q0.00	03/04/2019	16/04/2021		Q28,476.00	Q23,180.00	Q5,595.50	Q2,064.35	Q0.00	Q0.00	FIDUCIARIOS						
Q27,703.00	Q27,703.00	Q0.00	Q0.00	03/04/2019	16/04/2021		Q27,703.00	Q22,162.40	Q5,540.00	Q1,938.43	Q17.59	Q0.00	FIDUCIARIOS						
Q28,279.00	Q28,279.00	Q0.00	Q0.00	03/04/2019	16/04/2021		Q28,279.00	Q21,423.50	Q5,555.00	Q2,049.59	Q0.00	Q0.00	FIDUCIARIOS						
Q28,097.00	Q28,097.00	Q0.00	Q0.00	03/04/2019	16/04/2021		Q28,097.00	Q22,477.60	Q5,619.00	Q1,967.17	Q18.73	Q0.00	FIDUCIARIOS						
Q28,097.00	Q28,097.00	Q0.00	Q0.00	03/04/2019	16/04/2021		Q28,097.00	Q22,477.60	Q5,619.00	Q1,967.17	Q18.73	Q0.00	FIDUCIARIOS						
Q27,900.00	Q27,900.00	Q0.00	Q0.00	03/04/2019	16/04/2021		Q27,900.00	Q22,120.00	Q5,580.00	Q1,953.49	Q18.33	Q0.00	FIDUCIARIOS						
Q29,052.00	Q29,052.00	Q0.00	Q0.00	03/04/2019	16/04/2021		Q29,052.00	Q22,067.60	Q5,816.40	Q2,035.61	Q0.00	Q0.00	FIDUCIARIOS						
Q29,870.00	Q29,870.00	Q0.00	Q0.00	03/04/2019	16/04/2021		Q29,870.00	Q23,896.00	Q5,974.00	Q2,191.72	Q0.00	Q0.00	FIDUCIARIOS						
Q28,162.00	Q28,162.00	Q0.00	Q0.00	03/04/2019	16/04/2021		Q28,162.00	Q22,529.60	Q5,632.40	Q1,971.71	Q18.85	Q0.00	FIDUCIARIOS						
Q29,870.00	Q29,870.00	Q0.00	Q0.00	03/04/2019	16/04/2021		Q29,870.00	Q23,896.00	Q5,974.00	Q2,091.72	Q0.00	Q0.00	FIDUCIARIOS						
Q27,703.00	Q27,703.00	Q0.00	Q0.00	03/04/2019	16/04/2021		Q27,703.00	Q22,162.40	Q5,540.00	Q1,938.43	Q17.59	Q0.00	FIDUCIARIOS						
Q28,491.00	Q28,491.00	Q0.00	Q0.00	03/04/2019	16/04/2021		Q28,491.00	Q23,792.50	Q5,699.20	Q1,994.55	Q19.54	Q0.00	FIDUCIARIOS						
Q27,900.00	Q27,900.00	Q0.00	Q0.00	03/04/2019	16/04/2021		Q27,900.00	Q23,120.00	Q5,580.00	Q1,953.49	Q18.33	Q0.00	FIDUCIARIOS						
Q28,491.00	Q28,491.00	Q0.00	Q0.00	03/04/2019	16/04/2021		Q28,491.00	Q23,792.50	Q5,699.20	Q1,994.55	Q19.54	Q0.00	FIDUCIARIOS						
Q27,703.00	Q27,703.00	Q0.00	Q0.00	03/04/2019	16/04/2021		Q27,703.00	Q22,162.40	Q5,540.00	Q1,938.43	Q17.59	Q0.00	FIDUCIARIOS						
Q27,830.00	Q27,830.00	Q0.00	Q0.00	03/04/2019	16/04/2021		Q27,830.00	Q22,640.00	Q5,566.00	Q1,947.33	Q18.16	Q0.00	FIDUCIARIOS						
Q28,490.00	Q28,490.00	Q0.00	Q0.00	03/04/2019	16/04/2021		Q28,490.00	Q23,592.00	Q5,898.00	Q2,065.03	Q0.00	Q0.00	FIDUCIARIOS						
Q27,506.00	Q27,506.00	Q0.00	Q0.00	03/04/2019	16/04/2021		Q27,506.00	Q22,044.80	Q5,501.20	Q1,924.75	Q17.47	Q0.00	FIDUCIARIOS						
Q27,506.00	Q27,506.00	Q0.00	Q0.00	03/04/2019	16/04/2021		Q27,506.00	Q22,044.80	Q5,501.20	Q1,924.75	Q17.47	Q0.00	FIDUCIARIOS						
Q27,664.00	Q27,664.00	Q0.00	Q0.00	10/04/2019	16/04/2021		Q27,664.00	Q22,131.20	Q5,532.80	Q1,912.66	Q16.85	Q0.00	FIDUCIARIOS						
Q29,656.00	Q29,656.00	Q0.00	Q0.00	10/04/2019	16/04/2021		Q29,656.00	Q23,724.80	Q5,931.20	Q2,050.23	Q0.00	Q0.00	FIDUCIARIOS						
Q28,491.00	Q28,491.00	Q0.00	Q0.00	10/04/2019	16/04/2021		Q28,491.00	Q22,792.80	Q5,699.20	Q1,969.96	Q18.57	Q0.00	FIDUCIARIOS						
Q27,506.00	Q27,506.00	Q0.00	Q0.00	10/04/2019	16/04/2021		Q27,506.00	Q22,044.80	Q5,501.20	Q1,901.01	Q16.54	Q0.00	FIDUCIARIOS						
Q28,885.00	Q28,885.00	Q0.00	Q0.00	10/04/2019	16/04/2021		Q28,885.00	Q23,168.00	Q5,777.00	Q1,996.99	Q19.39	Q0.00	FIDUCIARIOS						
Q27,309.00	Q27,309.00	Q0.00	Q0.00	10/04/2019	16/04/2021		Q27,309.00	Q21,847.20	Q5,461.00	Q1,887.49	Q16.12	Q0.00	FIDUCIARIOS						
Q26,718.00	Q26,718.00	Q0.00	Q0.00	10/04/2019	16/04/2021		Q26,718.00	Q21,374.40	Q5,343.60	Q1,848.33	Q15.93	Q0.00	FIDUCIARIOS						
Q27,309.00	Q27,309.00	Q0.00	Q0.00	10/04/2019	16/04/2021		Q27,309.00	Q21,847.20	Q5,461.00	Q1,887.49	Q16.12	Q0.00	FIDUCIARIOS						
Q27,703.00	Q27,703.00	Q0.00	Q0.00	10/04/2019	16/04/2021		Q27,703.00	Q22,162.40	Q5,540.00	Q1,914.53	Q16.94	Q0.00	FIDUCIARIOS						
Q29,870.00	Q29,870.00	Q0.00	Q0.00	10/04/2019	16/04/2021		Q29,870.00	Q23,896.00	Q5,974.00	Q2,065.94	Q0.00	Q0.00	FIDUCIARIOS						
Q29,874.00	Q29,874.00	Q0.00	Q0.00	10/04/2019	16/04/2021		Q29,874.00	Q23,899.20	Q5,974.00	Q2,066.13	Q0.00	Q0.00	FIDUCIARIOS						
Q29,874.00	Q29,874.00	Q0.00	Q0.00	10/04/2019	16/04/2021		Q29,874.00	Q23,899.20	Q5,974.00	Q2,066.13	Q0.00	Q0.00	FIDUCIARIOS						
Q28,294.00	Q28,294.00	Q0.00	Q0.00	10/04/2019	16/04/2021		Q28,294.00	Q22,635.20	Q5,650.00	Q1,956.44	Q18.16	Q0.00	FIDUCIARIOS						
Q27,309.00	Q27,309.00	Q0.00	Q0.00	10/04/2019	16/04/2021		Q27,309.00	Q21,847.20	Q5,461.00	Q1,887.49	Q16.12	Q0.00	FIDUCIARIOS						
Q28,491.00	Q28,491.00	Q0.00	Q0.00	10/04/2019	16/04/2021		Q28,491.00	Q22,792.50	Q5,699.20	Q1,970.10	Q18.58	Q0.00	FIDUCIARIOS						
Q28,836.00	Q28,836.00	Q0.00	Q0.00	10/04/2019	16/04/2021		Q28,836.00	Q23,060.80	Q5,765.20	Q1,992.00	Q19.26	Q0.00	FIDUCIARIOS						
Q29,870.00	Q29,870.00	Q0.00	Q0.00	10/04/2019	16/04/2021		Q29,870.00	Q23,896.00	Q5,974.00	Q2,065.94	Q0.00	Q0.00	FIDUCIARIOS						
Q29,870.00	Q29,870.00	Q0.00	Q0.00	10/04/2019	16/04/2021		Q29,870.00	Q23,896.00	Q5,974.00	Q2,065.94	Q0.00	Q0.00	FIDUCIARIOS						
Q29,870.00	Q29,870.00	Q0.00	Q0.00	10/04/2019	16/04/2021		Q29,870.00	Q23,896.00	Q5,974.00	Q2,065.94	Q0.00	Q0.00	FIDUCIARIOS						
Q27,900.00	Q27,900.00	Q0.00	Q0.00	10/04/2019	16/04/2021		Q27,900.00	Q22,320.00	Q5,580.00	Q1,929.41	Q17.37	Q0.00	FIDUCIARIOS						
Q29,673.00	Q29,673.00	Q0.00	Q0.00	10/04/2019	16/04/2021		Q29,673.00	Q23,724.80	Q5,934.60	Q2,052.42	Q0.00	Q0.00	FIDUCIARIOS						
Q29,082.00	Q29,082.00	Q0.00	Q0.00	10/04/2019	16/04/2021		Q29,082.00	Q23,265.60	Q5,816.40	Q2,010.51	Q19.76	Q0.00	FIDUCIARIOS						
Q27,703.00	Q27,703.00	Q0.00	Q0.00	10/04/2019	16/04/2021		Q27,703.00	Q22,162.40	Q5,540.00	Q1,914.53	Q16.94	Q0.00	FIDUCIARIOS						
Q27,506.00	Q27,506.00	Q0.00	Q0.00	10/04/2019	16/04/2021		Q27,506.00	Q22,044.80	Q5,501.20	Q1,901.01	Q16.54	Q0.00	FIDUCIARIOS						
Q28,494.00	Q28,494.00	Q0.00	Q0.00	10/04/2019	16/04/2021		Q28,494.00	Q23,792.50	Q5,699.20	Q1,970.10	Q18.58	Q0.00	FIDUCIARIOS						
Q29,082.00	Q29,082.00	Q0.00	Q0.00	10/04/2019	16/04/2021		Q29,082.00	Q23,265.60	Q5,816.40	Q2,010.51	Q19.76	Q0.00	FIDUCIARIOS						
Q28,294.00	Q28,294.00	Q0.00	Q0.00	10/04/2019	16/04/2021		Q28,294.00	Q22,635.20	Q5,650.00	Q1,956.44	Q18.16	Q0.00	FIDUCIARIOS						
Q29,279.00	Q29,279.00	Q0.00	Q0.00	22/05/2019	04/05/2024		Q29,279.00	Q23,423.20	Q5,655.80	Q1,855.13	Q18.83	Q0.00	FIDUCIARIOS						
Q28,097.00	Q28,097.00	Q0.00	Q0.00	22/05/2019	04/05/2024		Q28,097.00	Q22,477.60	Q5,619.00	Q1,780.77	Q16.90	Q0.00	FIDUCIARIOS						
Q27,703.00	Q27,703.00	Q0.00	Q0.00	22/05/2019	04/05/2024		Q27,703.00	Q22,162.40	Q5,540.00	Q1,754.79	Q16.22	Q0.00	FIDUCIARIOS						
Q27,309.00	Q27,309.00	Q0.00	Q0.00	22/05/2019	04/05/2024		Q27,309.00	Q21,847.20	Q5,461.00	Q1,730.01	Q15.56	Q0.00	FIDUCIARIOS						
Q27,506.00	Q27,506.00	Q0.00	Q0.00	22/05/2019	04/05/2024		Q27,506.00	Q22,044.80	Q5,501.20	Q1,742.40	Q15.87	Q0.00	FIDUCIARIOS						
Q26,915.00	Q26,915.00	Q0.00	Q0.00	22/05/2019	04/05/2024		Q26,915.00	Q21,533.00	Q5,383.00	Q1,									



000223

Estado Casavieja (Agrupado)	Monto Devolucionado por subvenciones	Distribución administrada año 2019 (de enero a la fecha)	Presupuesto en el Cuadrante mayo - agosto 2019	Fecha de Cotización del Proveedor	Fecha del cumplimiento del Proveedor	Fecha del último pago mensual	Saldo Capital	Capital Vigente	Capital Yacente	Saldo Intereses	Intereses en mora	Otras Cargas	Tipo de Operación	Recompras - del 01 de mayo al 31 de agosto 2018			
														Saldo Capital		Intereses y Mora	
														Recompras	Ajuste	Recompras	Ajuste
Q28,660.00	Q28,660.00	Q0.00	Q0.00	10/02/2018	05/02/2018		Q28,660.00	Q22,928.00	Q5,732.00	Q2,949.00	Q159.72	Q0.00	FIDUCIARIOS				
Q28,328.00	Q28,328.00	Q0.00	Q0.00	10/02/2018	05/02/2018		Q28,328.00	Q22,662.40	Q5,665.60	Q2,824.60	Q157.92	Q0.00	FIDUCIARIOS				
Q28,660.00	Q28,660.00	Q0.00	Q0.00	10/02/2018	05/02/2018		Q28,660.00	Q22,928.00	Q5,732.00	Q2,860.00	Q159.72	Q0.00	FIDUCIARIOS				
Q27,166.00	Q27,166.00	Q0.00	Q0.00	10/02/2018	05/02/2018		Q27,166.00	Q21,732.80	Q5,433.20	Q1,942.80	Q151.44	Q0.00	FIDUCIARIOS				
Q27,664.00	Q27,664.00	Q0.00	Q0.00	16/02/2018	05/02/2018		Q27,664.00	Q25,131.20	Q2,532.80	Q1,977.91	Q153.60	Q0.00	FIDUCIARIOS				
Q27,664.00	Q27,664.00	Q0.00	Q0.00	16/02/2018	05/02/2018		Q27,664.00	Q25,131.20	Q2,532.80	Q1,977.91	Q153.60	Q0.00	FIDUCIARIOS				
Q27,830.00	Q27,830.00	Q0.00	Q0.00	16/02/2018	05/02/2018		Q27,830.00	Q22,264.00	Q5,566.00	Q1,989.57	Q153.96	Q0.00	FIDUCIARIOS				
Q28,328.00	Q28,328.00	Q0.00	Q0.00	16/02/2018	05/02/2018		Q28,328.00	Q22,662.40	Q5,665.60	Q2,024.60	Q156.72	Q0.00	FIDUCIARIOS				
Q27,830.00	Q27,830.00	Q0.00	Q0.00	16/02/2018	05/02/2018		Q27,830.00	Q22,264.00	Q5,566.00	Q1,989.57	Q153.96	Q0.00	FIDUCIARIOS				
Q27,830.00	Q27,830.00	Q0.00	Q0.00	16/02/2018	05/02/2018		Q27,830.00	Q22,264.00	Q5,566.00	Q1,989.57	Q153.96	Q0.00	FIDUCIARIOS				
Q29,656.00	Q29,656.00	Q0.00	Q0.00	16/02/2018	05/02/2018		Q29,656.00	Q23,724.80	Q5,931.20	Q2,120.10	Q164.10	Q0.00	FIDUCIARIOS				
Q28,328.00	Q28,328.00	Q0.00	Q0.00	16/02/2018	05/02/2018		Q28,328.00	Q22,662.40	Q5,665.60	Q2,024.60	Q156.72	Q0.00	FIDUCIARIOS				
Q28,162.00	Q28,162.00	Q0.00	Q0.00	16/02/2018	05/02/2018		Q28,162.00	Q22,539.60	Q5,622.40	Q2,012.93	Q153.72	Q0.00	FIDUCIARIOS				
Q27,498.00	Q27,498.00	Q0.00	Q0.00	16/02/2018	05/02/2018		Q27,498.00	Q21,598.40	Q5,899.60	Q1,966.23	Q142.18	Q0.00	FIDUCIARIOS				
Q27,166.00	Q27,166.00	Q0.00	Q0.00	16/02/2018	05/02/2018		Q27,166.00	Q21,732.80	Q5,433.20	Q1,942.85	Q150.36	Q0.00	FIDUCIARIOS				
Q27,498.00	Q27,498.00	Q0.00	Q0.00	16/02/2018	05/02/2018		Q27,498.00	Q21,598.40	Q5,899.60	Q1,966.23	Q152.16	Q0.00	FIDUCIARIOS				
Q29,932.00	Q29,932.00	Q0.00	Q0.00	16/02/2018	05/02/2018		Q29,932.00	Q23,845.60	Q6,086.40	Q2,140.24	Q165.60	Q0.00	FIDUCIARIOS				
Q27,166.00	Q27,166.00	Q0.00	Q0.00	16/02/2018	05/02/2018		Q27,166.00	Q21,732.80	Q5,433.20	Q1,942.85	Q150.36	Q0.00	FIDUCIARIOS				
Q27,498.00	Q27,498.00	Q0.00	Q0.00	16/02/2018	05/02/2018		Q27,498.00	Q21,598.40	Q5,899.60	Q1,966.23	Q152.16	Q0.00	FIDUCIARIOS				
Q29,932.00	Q29,932.00	Q0.00	Q0.00	16/02/2018	05/02/2018		Q29,932.00	Q23,845.60	Q6,086.40	Q2,140.24	Q165.60	Q0.00	FIDUCIARIOS				
Q29,656.00	Q29,656.00	Q0.00	Q0.00	23/02/2018	05/02/2018		Q29,656.00	Q23,724.80	Q5,931.20	Q2,150.10	Q162.60	Q0.00	FIDUCIARIOS				
Q28,328.00	Q28,328.00	Q0.00	Q0.00	23/02/2018	05/02/2018		Q28,328.00	Q23,662.40	Q5,665.60	Q2,024.60	Q160.12	Q0.00	FIDUCIARIOS				
Q29,932.00	Q29,932.00	Q0.00	Q0.00	10/03/2018	05/03/2018		Q29,932.00	Q23,945.60	Q5,986.40	Q2,036.93	Q143.41	Q0.00	FIDUCIARIOS				
Q28,162.00	Q28,162.00	Q0.00	Q0.00	16/03/2018	05/03/2018	21/03/2017	Q28,162.00	Q22,539.60	Q5,622.40	Q1,915.51	Q133.81	Q0.00	FIDUCIARIOS				
Q27,830.00	Q27,830.00	Q0.00	Q0.00	16/03/2018	05/03/2018	05/10/2018	Q27,830.00	Q22,264.00	Q5,566.00	Q1,891.56	Q132.30	Q0.00	FIDUCIARIOS				
Q29,656.00	Q29,656.00	Q0.00	Q0.00	16/03/2018	05/03/2018	21/01/2015	Q29,656.00	Q23,845.60	Q6,086.40	Q2,030.73	Q141.84	Q0.00	FIDUCIARIOS				
Q27,830.00	Q27,830.00	Q0.00	Q0.00	16/03/2018	05/03/2018	13/02/2009	Q27,830.00	Q22,264.00	Q5,566.00	Q1,891.56	Q132.30	Q0.00	FIDUCIARIOS				
Q29,656.00	Q29,656.00	Q0.00	Q0.00	16/03/2018	05/03/2018	07/06/2019	Q29,656.00	Q23,724.80	Q5,931.20	Q2,030.73	Q141.84	Q0.00	FIDUCIARIOS				
Q27,830.00	Q27,830.00	Q0.00	Q0.00	16/03/2018	05/03/2018	11/03/2010	Q27,830.00	Q22,264.00	Q5,566.00	Q1,891.56	Q132.30	Q0.00	FIDUCIARIOS				
Q27,498.00	Q27,498.00	Q0.00	Q0.00	16/03/2018	05/03/2018		Q27,498.00	Q21,598.40	Q5,899.60	Q1,871.31	Q130.75	Q0.00	FIDUCIARIOS				
Q27,166.00	Q27,166.00	Q0.00	Q0.00	16/03/2018	05/03/2018	29/03/2019	Q27,166.00	Q21,732.80	Q5,433.20	Q1,849.66	Q129.14	Q0.00	FIDUCIARIOS				
Q29,932.00	Q29,932.00	Q0.00	Q0.00	16/03/2018	05/03/2018	29/03/2019	Q29,932.00	Q23,945.60	Q6,086.40	Q2,030.93	Q142.30	Q0.00	FIDUCIARIOS				
Q27,664.00	Q27,664.00	Q0.00	Q0.00	16/03/2018	05/03/2018		Q27,664.00	Q21,732.80	Q5,433.20	Q1,852.45	Q131.47	Q0.00	FIDUCIARIOS				
Q28,992.00	Q28,992.00	Q0.00	Q0.00	16/03/2018	05/03/2018		Q28,992.00	Q23,193.60	Q5,798.40	Q1,971.47	Q130.54	Q0.00	FIDUCIARIOS				
Q99,999.99	Q99,999.99	Q0.00	Q0.00	01/06/2005	18/12/2009		Q99,999.99	Q1,200.69	Q2,600.00	Q9,473.06	Q3,270.75	Q0.00	HIPOTECARIOS				
Q203,984.72	Q203,984.72	Q0.00	Q0.00	26/09/2013	24/09/2020	04/08/2020	Q203,984.72	Q40,784.72	Q80,228.47	Q24,486.57	Q1,831.23	Q0.00	HIPOTECARIOS				
Q1,703,695.70	Q1,703,695.70	Q0.00	Q0.00	23/01/2014	05/01/2021		Q1,703,695.70	Q340,721.14	Q1,366,626.17	Q172,754.27	Q38,879.87	Q0.00	FIDUCIARIOS				
Q1,405,351.24	Q1,405,351.24	Q0.00	Q0.00	12/02/2015	12/02/2022		Q1,405,351.24	Q659,718.67	Q745,632.57	Q86,606.44	Q167.33	Q0.00	FIDUCIARIOS				
Q1,564,595.91	Q1,564,595.91	Q0.00	Q0.00	13/02/2015	13/02/2022	07/10/2016	Q1,564,595.91	Q359,264.65	Q1,205,331.26	Q187,862.34	Q6,813.30	Q0.00	FIDUCIARIOS				
Q750,000.00	Q750,000.00	Q0.00	Q0.00	31/05/2016	01/05/2024		Q750,000.00	Q90,000.00	Q660,000.00	Q179,999.79	Q1,211.88	Q0.00	HIPOTECARIOS				
Q149,969.66	Q149,969.66	Q0.00	Q0.00	31/05/2016	30/12/2023	05/01/2015	Q149,969.66	Q119,875.73	Q29,993.93	Q25,020.27	Q1,573.25	Q0.00	HIPOTECARIOS				
Q927,700.00	Q927,700.00	Q0.00	Q0.00	31/10/2017	31/10/2023		Q927,700.00	Q376,920.00	Q550,780.00	Q1,071.91	Q1,071.79	Q0.00	HIPOTECARIOS-FIDUCIARIOS				
Q149,940.00	Q149,940.00	Q0.00	Q0.00	23/11/2017	13/02/2024		Q149,940.00	Q119,992.00	Q29,948.00	Q1,289.22	Q1,317.54	Q0.00	HIPOTECARIOS				
Q4,862,214.46	Q4,862,214.46	Q0.00	Q0.00	31/12/2018	21/01/2024		Q4,862,214.46	Q2,431,030.00	Q2,431,184.46	Q376,103.00	Q1,561.64	Q0.00	FIDUCIARIOS				
Q1,041,979.18	Q1,041,979.18	Q0.00	Q0.00	21/12/2018	21/01/2024		Q1,041,979.18	Q509,595.00	Q532,384.18	Q63,213.06	Q3,497.60	Q0.00	FIDUCIARIOS				
Q776,394.27	Q776,394.27	Q0.00	Q0.00	27/02/2019	27/01/2024		Q776,394.27	Q387,100.00	Q389,294.27	Q1,046.75	Q1,682.13	Q0.00	FIDUCIARIOS				
Q94,885.21	Q94,885.21	Q0.00	Q0.00	08/07/2019	01/03/2024	04/08/2020	Q94,885.21	Q13,591.34	Q81,293.87	Q1,130.71	Q0.21	Q0.00	HIPOTECARIOS	Q10,153.37		Q9,846.63	
Q25,028.00	Q25,028.00	Q0.00	Q0.00	23/01/2014	05/01/2021		Q25,028.00	Q5,456.48	Q19,571.52	Q1,096.75	Q1,148.92	Q0.00	FIDUCIARIOS				
Q24,444.50	Q24,444.50	Q0.00	Q0.00	23/01/2014	05/01/2021		Q24,444.50	Q5,329.28	Q19,115.22	Q5,839.67	Q1,132.13	Q0.00	FIDUCIARIOS				
Q24,804.50	Q24,804.50	Q0.00	Q0.00	23/01/2014	05/01/2021	19/08/2018	Q24,804.50	Q5,407.75	Q19,396.75	Q1,804.91	Q634.84	Q0.00	FIDUCIARIOS				
Q24,848.00	Q24,848.00	Q0.00	Q0.00	23/01/2014	05/01/2021		Q24,848.00	Q5,417.54	Q19,430.46	Q1,804.51	Q1,444.23	Q0.00	FIDUCIARIOS				
Q24,308.00	Q24,308.00	Q0.00	Q0.00	23/01/2014	05/01/2021		Q24,308.00	Q4,861.60	Q19,446.40	Q6,880.67	Q656.63	Q0.00	FIDUCIARIOS				
Q24,621.50	Q24,621.50	Q0.00	Q0.00	22/01/2014	09/01/2021	09/03/2016	Q24,621.50	Q5,367.89	Q19,253.61	Q9,911.27	Q1,136.79	Q0.00	FIDUCIARIOS				
Q29,724.40	Q29,724.40	Q0.00	Q0.00	13/05/2014	05/05/2021	15/07/2016	Q29,724.40	Q6,479.79	Q23,244.61	Q11,106.74	Q1,210.70	Q0.00	FIDUCIARIOS				
Q24,264.50	Q24,264.50	Q0.00	Q0.00	13/05/2014	05/05/2021	22/08/2017	Q24,264.50	Q5,389.56	Q18,874.94	Q9,071.71	Q974.01	Q0.00	FIDUCIARIOS				
Q27,504.50	Q27,504.50	Q0.00	Q0.00	13/05/2014	05/05/2021		Q27,504.50	Q5,995.81	Q21,508.69	Q10,285.94	Q1,719.16	Q0.00	FIDUCIARIOS				
Q29,990.00	Q29,990.00	Q0.00	Q0.00	13/05/2014	05/05/2021		Q29,990.00	Q6,537.88	Q23,452.12	Q11,216.61	Q1,217.15	Q0.00	FIDUCIARIOS				
Q21,668.00	Q21,668.00	Q0.00	Q0.00	13/05/2014	05/05/2021		Q21,668.00	Q5,177.49	Q16,490.51	Q9,230.42	Q998.50	Q0.00	FIDUCIARIOS				
Q21,264.50	Q21,264.50	Q0.00	Q0.00	13/05/2014	05/05/2021		Q21,264.50	Q5,289.56	Q15,974.94	Q9,071.71	Q974.01	Q0.00	FIDUCIARIOS				
Q27,420.40	Q27,420.40	Q0.00	Q0.00	27/07/													

Monto Comprobado (Aprobado)	Monto Desembolsado (en efectivo)	Presupuesto Anticipado (de mayo a la fecha)	Distribución en el Cuadrimestre mayo - agosto 2019	Fecha de Cancelación del Póliza	Fecha del vencimiento del Póliza	Fecha del último pago realizado	Saldo Capital	Capital Vigente	Capital Vencido	Saldo Intereses	Intereses en mora	Otros Cargos	Tipo de Garantía	Saldo de Capital				
														Reservaciones		Intereses a Mora		
														Reservaciones	Afuera	Reservaciones	Afuera	
Q26,261.80	Q26,261.80	Q0.00	Q0.00	21/08/2015	16/08/2022		Q26,261.80	Q10,504.72	Q15,757.08	Q7,018.74	Q733.69	Q0.00	FIDUCIARIOS					
Q26,348.20	Q26,348.20	Q0.00	Q0.00	24/08/2015	16/08/2022		Q26,348.20	Q10,539.28	Q15,808.92	Q7,047.50	Q733.83	Q0.00	FIDUCIARIOS					
Q29,795.20	Q29,795.20	Q0.00	Q0.00	24/08/2015	16/08/2022		Q29,795.20	Q11,918.08	Q17,877.12	Q6,759.24	Q824.45	Q0.00	FIDUCIARIOS					
Q26,582.20	Q26,582.20	Q0.00	Q0.00	24/08/2015	16/08/2022		Q26,582.20	Q10,632.88	Q15,949.32	Q6,189.40	Q744.86	Q0.00	FIDUCIARIOS					
Q25,880.20	Q25,880.20	Q0.00	Q0.00	25/08/2015	21/07/2022		Q25,880.20	Q10,525.08	Q15,355.12	Q5,911.48	Q755.02	Q0.00	FIDUCIARIOS					
Q26,348.20	Q26,348.20	Q0.00	Q0.00	25/08/2015	16/08/2022		Q26,348.20	Q10,539.28	Q15,808.92	Q5,997.01	Q733.83	Q0.00	FIDUCIARIOS					
Q29,795.20	Q29,795.20	Q0.00	Q0.00	25/08/2015	16/08/2022		Q29,795.20	Q11,918.08	Q17,877.12	Q7,853.46	Q824.45	Q0.00	FIDUCIARIOS					
Q29,795.20	Q29,795.20	Q0.00	Q0.00	25/08/2015	16/08/2022		Q29,795.20	Q11,918.08	Q17,877.12	Q6,644.22	Q824.45	Q0.00	FIDUCIARIOS					
Q25,880.20	Q25,880.20	Q0.00	Q0.00	06/11/2015	16/11/2022		Q25,880.20	Q15,250.12	Q10,629.08	Q6,667.58	Q694.65	Q0.00	FIDUCIARIOS					
Q25,548.40	Q25,548.40	Q0.00	Q0.00	06/11/2015	16/11/2022		Q25,548.40	Q15,259.04	Q10,219.36	Q5,284.65	Q595.35	Q0.00	FIDUCIARIOS					
Q25,781.80	Q25,781.80	Q0.00	Q0.00	06/11/2015	16/11/2022		Q25,781.80	Q15,469.68	Q10,312.72	Q6,450.51	Q604.54	Q0.00	FIDUCIARIOS					
Q25,782.40	Q25,782.40	Q0.00	Q0.00	06/11/2015	16/11/2022		Q25,782.40	Q15,469.44	Q10,312.96	Q6,440.63	Q604.54	Q0.00	FIDUCIARIOS					
Q25,178.20	Q25,178.20	Q0.00	Q0.00	06/11/2015	16/11/2022		Q25,178.20	Q15,106.92	Q10,071.28	Q5,502.11	Q585.96	Q0.00	FIDUCIARIOS					
Q25,089.40	Q25,089.40	Q0.00	Q0.00	06/11/2015	16/11/2022		Q25,089.40	Q15,048.24	Q10,032.16	Q5,483.12	Q585.80	Q0.00	FIDUCIARIOS					
Q25,412.20	Q25,412.20	Q0.00	Q0.00	06/11/2015	16/11/2022		Q25,412.20	Q15,247.32	Q10,164.88	Q5,558.03	Q595.13	Q0.00	FIDUCIARIOS					
Q25,782.40	Q25,782.40	Q0.00	Q0.00	06/11/2015	16/11/2022		Q25,782.40	Q15,469.44	Q10,312.96	Q6,440.63	Q604.54	Q0.00	FIDUCIARIOS					
Q25,646.20	Q25,646.20	Q0.00	Q0.00	06/11/2015	16/11/2022		Q25,646.20	Q15,387.72	Q10,258.48	Q6,664.54	Q595.49	Q0.00	FIDUCIARIOS					
Q25,314.40	Q25,314.40	Q0.00	Q0.00	06/11/2015	16/11/2022	29/08/2018	Q25,314.40	Q15,198.64	Q10,125.76	Q6,597.07	Q554.43	Q0.00	FIDUCIARIOS					
Q25,089.40	Q25,089.40	Q0.00	Q0.00	06/11/2015	16/11/2022	27/12/2016	Q25,089.40	Q15,048.24	Q10,032.16	Q5,483.12	Q585.80	Q0.00	FIDUCIARIOS					
Q26,250.40	Q26,250.40	Q0.00	Q0.00	06/11/2015	16/11/2022		Q26,250.40	Q15,250.12	Q10,500.16	Q5,740.17	Q614.09	Q0.00	FIDUCIARIOS					
Q27,518.20	Q27,518.20	Q0.00	Q0.00	06/11/2015	16/11/2022		Q27,518.20	Q16,510.92	Q11,007.28	Q6,017.79	Q642.50	Q0.00	FIDUCIARIOS					
Q25,314.40	Q25,314.40	Q0.00	Q0.00	06/11/2015	16/11/2022		Q25,314.40	Q15,183.64	Q10,125.76	Q5,528.74	Q556.16	Q0.00	FIDUCIARIOS					
Q25,079.80	Q25,079.80	Q0.00	Q0.00	06/11/2015	16/11/2022		Q25,079.80	Q15,047.88	Q10,031.92	Q5,483.02	Q585.80	Q0.00	FIDUCIARIOS					
Q25,548.40	Q25,548.40	Q0.00	Q0.00	06/11/2015	16/11/2022		Q25,548.40	Q15,329.04	Q10,219.36	Q5,581.68	Q595.35	Q0.00	FIDUCIARIOS					
Q29,795.20	Q29,795.20	Q0.00	Q0.00	09/11/2015	16/11/2022		Q29,795.20	Q17,877.12	Q11,918.08	Q7,481.12	Q699.13	Q0.00	FIDUCIARIOS					
Q27,420.40	Q27,420.40	Q0.00	Q0.00	09/11/2015	16/11/2022		Q27,420.40	Q16,452.24	Q10,668.16	Q6,692.38	Q642.36	Q0.00	FIDUCIARIOS					
Q26,484.40	Q26,484.40	Q0.00	Q0.00	09/11/2015	16/11/2022		Q26,484.40	Q15,890.64	Q10,593.76	Q6,651.27	Q614.43	Q0.00	FIDUCIARIOS					
Q25,412.20	Q25,412.20	Q0.00	Q0.00	09/11/2015	16/11/2022		Q25,412.20	Q15,247.32	Q10,164.88	Q6,383.13	Q595.13	Q0.00	FIDUCIARIOS					
Q25,412.20	Q25,412.20	Q0.00	Q0.00	09/11/2015	16/11/2022		Q25,412.20	Q15,247.32	Q10,164.88	Q6,268.13	Q595.13	Q0.00	FIDUCIARIOS					
Q25,646.20	Q25,646.20	Q0.00	Q0.00	09/11/2015	16/11/2022		Q25,646.20	Q15,387.72	Q10,258.48	Q6,269.54	Q595.49	Q0.00	FIDUCIARIOS					
Q26,718.40	Q26,718.40	Q0.00	Q0.00	09/11/2015	16/11/2022		Q26,718.40	Q16,031.84	Q10,687.36	Q6,718.86	Q623.62	Q0.00	FIDUCIARIOS					
Q25,880.20	Q25,880.20	Q0.00	Q0.00	09/11/2015	16/11/2022		Q25,880.20	Q15,250.12	Q10,352.08	Q6,502.25	Q694.68	Q0.00	FIDUCIARIOS					
Q25,314.40	Q25,314.40	Q0.00	Q0.00	13/11/2015	16/11/2022		Q25,314.40	Q16,983.60	Q12,308.40	Q6,530.09	Q726.21	Q0.00	FIDUCIARIOS					
Q25,548.40	Q25,548.40	Q0.00	Q0.00	13/11/2015	16/11/2022		Q25,548.40	Q15,329.04	Q10,219.36	Q6,406.33	Q595.35	Q0.00	FIDUCIARIOS					
Q26,016.40	Q26,016.40	Q0.00	Q0.00	13/11/2015	16/11/2022		Q26,016.40	Q15,609.84	Q10,406.56	Q5,661.77	Q604.90	Q0.00	FIDUCIARIOS					
Q26,016.40	Q26,016.40	Q0.00	Q0.00	13/11/2015	16/11/2022		Q26,016.40	Q15,609.84	Q10,406.56	Q5,661.77	Q604.90	Q0.00	FIDUCIARIOS					
Q25,782.40	Q25,782.40	Q0.00	Q0.00	13/11/2015	16/11/2022		Q25,782.40	Q15,469.44	Q10,312.96	Q5,618.37	Q604.54	Q0.00	FIDUCIARIOS					
Q25,313.80	Q25,313.80	Q0.00	Q0.00	13/11/2015	16/11/2022		Q25,313.80	Q15,188.28	Q10,125.52	Q5,506.79	Q586.16	Q0.00	FIDUCIARIOS					
Q25,314.40	Q25,314.40	Q0.00	Q0.00	13/11/2015	16/11/2022		Q25,314.40	Q15,188.64	Q10,125.76	Q5,506.90	Q586.16	Q0.00	FIDUCIARIOS					
Q25,548.40	Q25,548.40	Q0.00	Q0.00	13/11/2015	16/11/2022		Q25,548.40	Q15,329.04	Q10,219.36	Q5,562.63	Q595.35	Q0.00	FIDUCIARIOS					
Q25,782.40	Q25,782.40	Q0.00	Q0.00	13/11/2015	16/11/2022		Q25,782.40	Q15,469.44	Q10,312.96	Q5,618.37	Q604.54	Q0.00	FIDUCIARIOS					
Q26,484.40	Q26,484.40	Q0.00	Q0.00	13/11/2015	16/11/2022		Q26,484.40	Q15,890.64	Q10,593.76	Q5,763.67	Q641.06	Q0.00	FIDUCIARIOS					
Q26,016.40	Q26,016.40	Q0.00	Q0.00	13/11/2015	16/11/2022		Q26,016.40	Q15,609.84	Q10,406.56	Q5,661.77	Q604.90	Q0.00	FIDUCIARIOS					
Q25,548.40	Q25,548.40	Q0.00	Q0.00	13/11/2015	16/11/2022		Q25,548.40	Q15,329.04	Q10,219.36	Q5,562.63	Q595.35	Q0.00	FIDUCIARIOS					
Q25,079.80	Q25,079.80	Q0.00	Q0.00	13/11/2015	16/11/2022		Q25,079.80	Q15,047.88	Q10,031.92	Q5,483.39	Q585.80	Q0.00	FIDUCIARIOS					
Q25,880.20	Q25,880.20	Q0.00	Q0.00	13/11/2015	16/11/2022		Q25,880.20	Q15,250.12	Q10,352.08	Q6,635.25	Q604.68	Q0.00	FIDUCIARIOS					
Q25,178.20	Q25,178.20	Q0.00	Q0.00	13/11/2015	16/11/2022		Q25,178.20	Q15,106.92	Q10,071.28	Q5,480.38	Q590.92	Q0.00	FIDUCIARIOS					
Q25,646.20	Q25,646.20	Q0.00	Q0.00	13/11/2015	16/11/2022		Q25,646.20	Q15,387.72	Q10,258.48	Q5,582.42	Q595.49	Q0.00	FIDUCIARIOS					
Q25,880.20	Q25,880.20	Q0.00	Q0.00	13/11/2015	16/11/2022		Q25,880.20	Q15,250.12	Q10,352.08	Q5,635.25	Q604.68	Q0.00	FIDUCIARIOS					
Q26,114.20	Q26,114.20	Q0.00	Q0.00	13/11/2015	16/11/2022	09/01/2019	Q26,114.20	Q15,668.52	Q10,445.68	Q5,681.55	Q605.04	Q0.00	FIDUCIARIOS					
Q26,348.20	Q26,348.20	Q0.00	Q0.00	13/11/2015	16/11/2022		Q26,348.20	Q15,888.92	Q10,639.28	Q5,737.29	Q614.23	Q0.00	FIDUCIARIOS					
Q26,348.20	Q26,348.20	Q0.00	Q0.00	16/11/2015	16/11/2022		Q26,348.20	Q15,888.92	Q10,639.28	Q5,737.29	Q614.23	Q0.00	FIDUCIARIOS					
Q24,944.20	Q24,944.20	Q0.00	Q0.00	16/11/2015	16/11/2022		Q24,944.20	Q14,966.52	Q9,977.68	Q6,251.97	Q585.60	Q0.00	FIDUCIARIOS					
Q29,795.20	Q29,795.20	Q0.00	Q0.00	16/11/2015	16/11/2022		Q29,795.20	Q17,877.12	Q11,918.08	Q7,455.43	Q699.13	Q0.00	FIDUCIARIOS					
Q26,582.20	Q26,582.20	Q0.00	Q0.00	16/11/2015	16/11/2022		Q26,582.20	Q15,949.32	Q10,632.88	Q5,783.18	Q623.42	Q0.00	FIDUCIARIOS					
Q28,454.20	Q28,454.20	Q0.00	Q0.00	16/11/2015	16/11/2022		Q28,454.20	Q17,072.52	Q11,381.68	Q7,126.21	Q525.56	Q0.00	FIDUCIARIOS					
Q29,698.00	Q29,698.00	Q0.00	Q0.00	16/11/2015	16/11/2022		Q29,698.00	Q17,818.00	Q11,879.20	Q7,418.48	Q689.99	Q0.00	FIDUCIARIOS					
Q25,646.20	Q25,646.20	Q0.00	Q0.00	16/11/2015	16/11/2022		Q25,646.20	Q15,387.72	Q10,258.48	Q5,572.94	Q595.49	Q0.00	FIDUCIARIOS					
Q26,348.20	Q26,348.20	Q0.00	Q0.00	16/11/2015	16/11/2022		Q26,348.20	Q15,888.92	Q10,639.28	Q5,737.29	Q614.23	Q0.00	FIDUCIARIOS					
Q27,186.40	Q27,186.40	Q0.00	Q0.00	16/11/2015	16/11/2022		Q27,186.40	Q16,311.84	Q10,874.56	Q5,908.49	Q633.17	Q0.00	FIDUCIARIOS					
Q25,880.20	Q25,880.20	Q0.00	Q0.00	16/11/2015	16/11/2022		Q25,880.20	Q15,250.12	Q10,352.08	Q5,760.04	Q1,489.65	Q185.54	Q0.00	FIDUCIARIOS				
Q25,782.40																		

Meses Cuentas (Ejemplares)	Meses Decuentos (Ejemplares)	Distribución Arrendados (De parte a la Fidei)	Distribución en el Cuadrante (Mayo - agosto 2015)	Fecha de Cuentas del Periodo	Fecha del vencimiento del Periodo	Fecha del último pago realizado	Saldo Capital	Capital Vigente	Capital Variable	Saldo Intereses	Intereses en mora	Otras Cargas	Tipo de Cuentas	Saldo de Capital		Intereses y Mora	
														Recuperables	Ajustes	Recuperables	Ajustes
Q28,454.20	Q28,454.20	Q0.00	Q0.00	17/11/2015	16/11/2015		Q28,454.20	Q17,722.52	Q11,381.65	Q7,122.70	Q661.60	Q7.00	FIDUCIARIOS				
Q29,795.20	Q29,795.20	Q0.00	Q0.00	17/11/2015	16/11/2015		Q29,795.20	Q17,722.11	Q16,235.24	Q1,599.87	Q120.41	Q0.00	FIDUCIARIOS				
Q29,795.20	Q29,795.20	Q0.00	Q0.00	17/11/2015	16/11/2015		Q29,795.20	Q17,722.11	Q11,918.00	Q7,451.76	Q699.13	Q0.00	FIDUCIARIOS				
Q29,795.20	Q29,795.20	Q0.00	Q0.00	17/11/2015	16/11/2015		Q29,795.20	Q17,722.12	Q11,918.00	Q7,451.76	Q699.13	Q0.00	FIDUCIARIOS				
Q25,782.40	Q25,782.40	Q0.00	Q0.00	17/11/2015	16/11/2015		Q25,782.40	Q15,469.44	Q10,312.96	Q6,450.31	Q604.54	Q0.00	FIDUCIARIOS				
Q25,486.60	Q25,486.60	Q0.00	Q0.00	17/11/2015	16/11/2015		Q25,486.60	Q15,291.96	Q10,194.64	Q5,539.33	Q592.24	Q0.00	FIDUCIARIOS				
Q29,697.40	Q29,697.40	Q0.00	Q0.00	17/11/2015	16/11/2015		Q29,697.40	Q17,818.41	Q11,378.96	Q6,450.03	Q689.99	Q0.00	FIDUCIARIOS				
Q27,050.20	Q27,050.20	Q0.00	Q0.00	18/11/2015	16/11/2015		Q27,050.20	Q16,230.12	Q10,320.05	Q5,769.90	Q632.97	Q0.00	FIDUCIARIOS				
Q27,186.40	Q27,186.40	Q0.00	Q0.00	18/11/2015	16/11/2015		Q27,186.40	Q16,311.64	Q10,874.56	Q6,796.48	Q633.17	Q0.00	FIDUCIARIOS				
Q28,454.20	Q28,454.20	Q0.00	Q0.00	18/11/2015	16/11/2015		Q28,454.20	Q17,351.65	Q11,351.65	Q7,119.19	Q661.60	Q0.00	FIDUCIARIOS				
Q28,454.20	Q28,454.20	Q0.00	Q0.00	18/11/2015	16/11/2015		Q28,454.20	Q17,351.65	Q11,351.65	Q7,119.19	Q661.60	Q0.00	FIDUCIARIOS				
Q29,795.20	Q29,795.20	Q0.00	Q0.00	18/11/2015	16/11/2015		Q29,795.20	Q17,877.12	Q11,918.00	Q7,448.09	Q690.13	Q0.00	FIDUCIARIOS				
Q29,795.20	Q29,795.20	Q0.00	Q0.00	18/11/2015	16/11/2015		Q29,795.20	Q17,877.12	Q11,918.00	Q7,448.09	Q690.13	Q0.00	FIDUCIARIOS				
Q29,795.20	Q29,795.20	Q0.00	Q0.00	18/11/2015	16/11/2015		Q29,795.20	Q17,877.12	Q11,918.00	Q7,448.09	Q690.13	Q0.00	FIDUCIARIOS				
Q29,795.20	Q29,795.20	Q0.00	Q0.00	18/11/2015	16/11/2015		Q29,795.20	Q17,877.12	Q11,918.00	Q7,448.09	Q690.13	Q0.00	FIDUCIARIOS				
Q29,795.20	Q29,795.20	Q0.00	Q0.00	18/11/2015	16/11/2015		Q29,795.20	Q17,877.12	Q11,918.00	Q7,448.09	Q690.13	Q0.00	FIDUCIARIOS				
Q25,178.20	Q25,178.20	Q0.00	Q0.00	18/11/2015	16/11/2015		Q25,178.20	Q15,106.92	Q10,071.28	Q6,295.92	Q585.96	Q0.00	FIDUCIARIOS				
Q28,454.20	Q28,454.20	Q0.00	Q0.00	18/11/2015	16/11/2015		Q28,454.20	Q17,072.52	Q11,381.43	Q7,119.19	Q661.60	Q0.00	FIDUCIARIOS				
Q29,795.20	Q29,795.20	Q0.00	Q0.00	18/11/2015	16/11/2015		Q29,795.20	Q17,877.12	Q11,918.00	Q7,448.09	Q690.13	Q0.00	FIDUCIARIOS				
Q29,795.20	Q29,795.20	Q0.00	Q0.00	18/11/2015	16/11/2015		Q29,795.20	Q17,877.12	Q11,918.00	Q7,448.09	Q690.13	Q0.00	FIDUCIARIOS				
Q26,582.20	Q26,582.20	Q0.00	Q0.00	18/11/2015	16/11/2015		Q26,582.20	Q15,849.32	Q10,632.58	Q6,651.21	Q545.36	Q0.00	FIDUCIARIOS				
Q26,718.40	Q26,718.40	Q0.00	Q0.00	18/11/2015	16/11/2015		Q26,718.40	Q16,031.04	Q10,687.36	Q6,687.53	Q623.62	Q0.00	FIDUCIARIOS				
Q25,412.20	Q25,412.20	Q0.00	Q0.00	18/11/2015	16/11/2015		Q25,412.20	Q15,247.32	Q10,164.88	Q6,334.96	Q595.13	Q0.00	FIDUCIARIOS				
Q25,646.20	Q25,646.20	Q0.00	Q0.00	18/11/2015	16/11/2015		Q25,646.20	Q15,387.72	Q10,258.48	Q6,420.45	Q595.49	Q0.00	FIDUCIARIOS				
Q25,646.20	Q25,646.20	Q0.00	Q0.00	18/11/2015	16/11/2015		Q25,646.20	Q15,387.72	Q10,258.48	Q6,420.45	Q595.49	Q0.00	FIDUCIARIOS				
Q24,919.60	Q24,919.60	Q0.00	Q0.00	18/11/2015	16/11/2015		Q24,919.60	Q14,931.76	Q9,967.84	Q6,229.16	Q576.73	Q0.00	FIDUCIARIOS				
Q25,314.40	Q25,314.40	Q0.00	Q0.00	19/11/2015	16/11/2015		Q25,314.40	Q15,182.64	Q10,125.76	Q5,488.18	Q586.16	Q0.00	FIDUCIARIOS				
Q26,249.80	Q26,249.80	Q0.00	Q0.00	19/11/2015	16/11/2015	29/08/2015	Q26,249.80	Q15,749.85	Q10,499.82	Q6,697.83	Q614.07	Q0.00	FIDUCIARIOS				
Q25,080.40	Q25,080.40	Q0.00	Q0.00	19/11/2015	16/11/2015		Q25,080.40	Q15,042.24	Q10,032.16	Q5,444.85	Q555.80	Q0.00	FIDUCIARIOS				
Q26,016.40	Q26,016.40	Q0.00	Q0.00	19/11/2015	16/11/2015		Q26,016.40	Q15,609.84	Q10,406.56	Q5,642.51	Q601.90	Q0.00	FIDUCIARIOS				
Q25,782.40	Q25,782.40	Q0.00	Q0.00	19/11/2015	16/11/2015		Q25,782.40	Q15,469.44	Q10,312.96	Q6,599.20	Q601.54	Q0.00	FIDUCIARIOS				
Q25,646.20	Q25,646.20	Q0.00	Q0.00	19/11/2015	16/11/2015		Q25,646.20	Q15,387.72	Q10,258.48	Q6,563.46	Q595.49	Q0.00	FIDUCIARIOS				
Q25,314.40	Q25,314.40	Q0.00	Q0.00	19/11/2015	16/11/2015		Q25,314.40	Q15,182.64	Q10,125.76	Q5,488.18	Q586.16	Q0.00	FIDUCIARIOS				
Q25,890.20	Q25,890.20	Q0.00	Q0.00	19/11/2015	16/11/2015		Q25,890.20	Q15,528.12	Q10,352.08	Q6,470.42	Q601.68	Q0.00	FIDUCIARIOS				
Q25,178.20	Q25,178.20	Q0.00	Q0.00	19/11/2015	16/11/2015		Q25,178.20	Q15,106.92	Q10,071.28	Q6,295.92	Q585.96	Q0.00	FIDUCIARIOS				
Q25,412.20	Q25,412.20	Q0.00	Q0.00	19/11/2015	16/11/2015		Q25,412.20	Q15,247.32	Q10,164.88	Q6,517.34	Q595.13	Q0.00	FIDUCIARIOS				
Q25,412.20	Q25,412.20	Q0.00	Q0.00	19/11/2015	16/11/2015		Q25,412.20	Q15,247.32	Q10,164.88	Q6,517.34	Q595.13	Q0.00	FIDUCIARIOS				
Q25,782.40	Q25,782.40	Q0.00	Q0.00	19/11/2015	16/11/2015		Q25,782.40	Q15,469.44	Q10,312.96	Q6,443.95	Q604.54	Q0.00	FIDUCIARIOS				
Q25,412.20	Q25,412.20	Q0.00	Q0.00	19/11/2015	16/11/2015		Q25,412.20	Q15,247.32	Q10,164.88	Q6,196.83	Q595.13	Q0.00	FIDUCIARIOS				
Q25,720.60	Q25,720.60	Q0.00	Q0.00	19/11/2015	16/11/2015		Q25,720.60	Q15,432.36	Q10,288.24	Q6,430.26	Q595.61	Q0.00	FIDUCIARIOS				
Q25,114.20	Q25,114.20	Q0.00	Q0.00	19/11/2015	16/11/2015		Q25,114.20	Q15,668.52	Q10,445.68	Q6,526.45	Q605.04	Q0.00	FIDUCIARIOS				
Q25,412.20	Q25,412.20	Q0.00	Q0.00	19/11/2015	16/11/2015		Q25,412.20	Q15,247.32	Q10,164.88	Q6,351.83	Q595.13	Q0.00	FIDUCIARIOS				
Q26,250.40	Q26,250.40	Q0.00	Q0.00	20/11/2015	16/11/2015		Q26,250.40	Q15,750.24	Q10,500.16	Q5,694.81	Q614.09	Q0.00	FIDUCIARIOS				
Q25,646.20	Q25,646.20	Q0.00	Q0.00	20/11/2015	16/11/2015		Q25,646.20	Q15,387.72	Q10,258.48	Q5,544.48	Q595.49	Q0.00	FIDUCIARIOS				
Q26,582.20	Q26,582.20	Q0.00	Q0.00	10/03/2017	16/03/2017	29/08/2015	Q26,582.20	Q21,735.75	Q14,856.45	Q4,343.44	Q236.51	Q0.00	FIDUCIARIOS				
Q29,697.40	Q29,697.40	Q0.00	Q0.00	10/03/2017	16/03/2017		Q29,697.40	Q24,271.66	Q14,850.33	Q4,423.74	Q263.67	Q0.00	FIDUCIARIOS				
Q27,518.20	Q27,518.20	Q0.00	Q0.00	10/03/2017	16/03/2017		Q27,518.20	Q22,014.56	Q15,503.64	Q4,510.76	Q267.12	Q0.00	FIDUCIARIOS				
Q29,697.40	Q29,697.40	Q0.00	Q0.00	10/03/2017	16/03/2017	29/08/2015	Q29,697.40	Q23,757.92	Q14,859.48	Q4,869.97	Q258.95	Q0.00	FIDUCIARIOS				
Q25,412.20	Q25,412.20	Q0.00	Q0.00	10/03/2017	16/03/2017		Q25,412.20	Q20,139.76	Q15,082.44	Q4,001.52	Q246.60	Q0.00	FIDUCIARIOS				
Q25,314.40	Q25,314.40	Q0.00	Q0.00	10/03/2017	16/03/2017		Q25,314.40	Q20,251.52	Q15,062.88	Q3,983.14	Q246.63	Q0.00	FIDUCIARIOS				
Q27,186.40	Q27,186.40	Q0.00	Q0.00	10/03/2017	16/03/2017		Q27,186.40	Q21,749.12	Q15,437.28	Q4,279.59	Q262.77	Q0.00	FIDUCIARIOS				
Q25,646.20	Q25,646.20	Q0.00	Q0.00	10/03/2017	16/03/2017		Q25,646.20	Q20,516.96	Q15,129.24	Q4,037.06	Q249.98	Q0.00	FIDUCIARIOS				
Q25,646.20	Q25,646.20	Q0.00	Q0.00	10/03/2017	16/03/2017		Q25,646.20	Q20,516.96	Q15,129.24	Q4,037.06	Q249.98	Q0.00	FIDUCIARIOS				
Q25,486.60	Q25,486.60	Q0.00	Q0.00	10/03/2017	16/03/2017		Q25,486.60	Q20,389.28	Q15,097.32	Q4,011.83	Q248.32	Q0.00	FIDUCIARIOS				
Q25,730.60	Q25,730.60	Q0.00	Q0.00	10/03/2017	16/03/2017		Q25,730.60	Q20,576.48	Q15,444.12	Q4,049.06	Q259.11	Q0.00	FIDUCIARIOS				
Q25,412.20	Q25,412.20	Q0.00	Q0.00	10/03/2017	16/03/2017		Q25,412.20	Q20,139.76	Q15,082.44	Q3,866.37	Q246.80	Q0.00	FIDUCIARIOS				
Q25,178.20	Q25,178.20	Q0.00	Q0.00	10/03/2017	16/03/2017		Q25,178.20	Q20,142.56	Q15,035.64	Q3,959.50	Q245.01	Q0.00	FIDUCIARIOS				
Q25,486.60	Q25,486.60	Q0.00	Q0.00	10/03/2017	16/03/2017		Q25,486.60	Q20,389.28	Q15,097.32	Q4,011.83	Q248.32	Q0.00	FIDUCIARIOS				
Q25,178.20	Q25,178.20	Q0.00	Q0.00	10/03/2017	16/03/2017		Q25,178.20	Q20,142.56	Q15,035.64	Q4,101.75	Q248.32	Q0.00	FIDUCIARIOS				
Q28,590.40	Q28,590.40	Q0.00	Q0.00	10/03/2017	16/03/2017		Q28,590.40	Q22,872.32	Q15,718.08	Q4,599.58	Q277.31	Q0.00	FIDUCIARIOS				
Q29,292.40	Q29,292.40	Q0.00	Q0.00	10/03/2017	16/03/2017		Q29,292.40	Q23,433.92	Q15,858.48	Q4,611.28	Q285.46	Q0.00	FIDUCIARIOS				
Q28,454.20	Q28,454.20	Q0.00	Q0.00														

Reporte de Adquisiciones y Contrataciones de Bienes, Servicios u Obras Realizadas con Recursos de Fideicomisos

Decreto 25-2018, vigente para el ejercicio fiscal 2020

Formato 2

Versión 4.3

Reporte:	Mayo - Agosto	Ejercicio:	2020	Representante del Fideicomitente:	Ministerio de Agricultura, Ganadería y Alimentación
Fideicomiso:	Programa de Desarrollo Integral en Áreas con Potencial de Riego y Drenaje				
Estado:	Vigente	Fiduciario:	Banco de Desarrollo Rural S.A		
Ejecutora:	Viceministerio de Desarrollo Económico Rural- Departamento de Riego- Dirección de Infraestructura			Código Institucional:	
Informe(s):	Jorge Isaac Sotomayor Delio			Cargo:	Jefe del Departamento de Riego

Resumen de Adquisiciones





Adquisiciones realizadas en el cuatrimestre	-	Monto pendiente de pago	-
Monto pagado en el cuatrimestre	-	Monto pagado pendiente de regularización	-

Resumen de Contrataciones

Contrataciones realizadas en el cuatrimestre	-	Monto pendiente de pago según programación	-
Monto pagado en el cuatrimestre	-	Monto pagado pendiente de regularización	-

Descripción	Acumulado anual (llenarlo de forma manual)			
	Total anual	1er cuatrimestre	2do cuatrimestre	3er cuatrimestre
Resumen anual de adquisiciones	-			
Resumen anual de contrataciones	-			

NO APLICA PARA ESTE FIDEICOMISO

Responsable(s):  Ing. Agr. Jorge Isaac Sotomayor Delio Jefe del Departamento de Riego -DIPRODU-VIDER-MAGA-		Visto Bueno:  ING. AGR. FERNANDO ANTONIO GUERRA LEMUZ DIRECTOR DIRECCIÓN DE INFRAESTRUCTURA PRODUCTIVA VIDER - MAGA	
--	---	---	---

000019

Informe de la Situación de la Cartera Crediticia, Fideicomisos Reembolsables/Mixtos
Decreto 25-2018, vigente para el ejercicio fiscal 2020
Formato 3 RES-01: Información General
Versión 6.1

Ejercicio: 2020

Representante del Fideicomitente: Ministerio de Agricultura, Ganadería y Alimentación

Programa de Desarrollo Integral en Áreas con Potencial de Riego y Drenaje

Desarrollo Rural S.A

Desarrollo Económico Rural- Departamento de Riego- Dirección de Infraestructura Productiva

Código Institucional:

Sotomayor Delio

Cargo: Jefe del Departamento de Riego

CONCESIONES Y DESEMBOLSOS

	Anual		Primer Cuatrimestre		Segundo cuatrimestre		Tercer cuatrimestre	
	No.	Monto	No.	Monto	No.	Monto	No.	Monto
	0	Q -	0	Q -	0	Q -	0	Q -
	0	Q -	0	Q -	0	Q -	0	Q -

DE LA CARTERA CREDITICIA

cuatrimestre	Segundo cuatrimestre	Tercer cuatrimestre
94,730,813.80	Q 194,025,878.72	Q -
82,071,096.18	Q 75,429,448.00	Q -
12,659,717.62	Q 118,596,430.72	Q -
45,209,607.53	Q 48,236,705.67	Q -
14,872,127.22	Q 16,116,089.22	Q -
196,100.68	Q 196,100.68	Q -

RECUPERACIONES Y AJUSTES

Anual	Primer Cuatrimestre		Segundo cuatrimestre		Tercer cuatrimestre	
	Intereses	Capital	Intereses	Capital	Intereses	Capital
1,456,085.03	Q 348,868.95	Q 751,149.95	Q 231,901.86	Q 704,935.08	Q 116,967.09	Q -
-	Q -	Q -	Q -	Q -	Q -	Q -

Comentarios al Desempeño del Fideicomiso

importante para comprender la dinámica del fideicomiso):




Ag. Jorge Isaac Sotomayor Delio
 Jefe del Departamento de Riego

Visto Bueno

ING. AGRI. FERNANDO ANTONIO GUERRA LEMUZ
 DIRECTOR DIRECCIÓN DE INFRAESTRUCTURA PRODUCTIVA
 VIDER - MAGA

000 018

Table with columns: Monto Capital (Aprobado), Monto Desembolsado (Por asientos), Beneficiarios Acreditados (de enero a la fecha), Beneficiarios en el Cuadro de Mayores (de mayo a la fecha), Fecha de Cuentas de Previsión, Fecha de último pago realizado, Saldo Capital, Capital Vigente, Capital Vendido, Saldo Intereses, Intereses a cobrar, Otros Cargos, Tipo de Garantía, Saldo de Capital (Recuperación, Ajuste), Intereses y Morenos (Recuperación, Ajuste).



000018

Número de Cuenta (Aprobada)	Monto Desembolsado antes de Interés	Disembolso de Capital (de enero a 31 de marzo)	Disembolso en el Continente (de mayo a agosto 2018)	Fecha de Cierre de la Cuenta	Fecha del último pago realizado	Saldo Capital	Capital Vigente	Capital Vencido	Saldo Interés	Interés en mora	Otras Cargas	Tipo de Cuenta	Resumen de Cuentas			
													Saldo de Capital		Interés a Slaps	
													Respetados	Ajados	Respetados	Ajados
Q15,000.00	Q15,000.00	Q0.00	Q0.00	24/10/2007	03/10/2014	Q15,000.00	Q0.00	Q15,000.00	Q7,436.68	Q2,605.37	Q0.00	PRENDARIOS-FIDUCIARIOS				
Q15,000.00	Q15,000.00	Q0.00	Q0.00	24/10/2007	03/10/2014	Q15,000.00	Q0.00	Q15,000.00	Q7,994.36	Q2,685.69	Q0.00	PRENDARIOS-FIDUCIARIOS				
Q15,000.00	Q15,000.00	Q0.00	Q0.00	24/10/2007	03/10/2014	Q15,000.00	Q0.00	Q15,000.00	Q8,686.42	Q5,148.72	Q0.00	PRENDARIOS-FIDUCIARIOS				
Q15,000.00	Q15,000.00	Q0.00	Q0.00	24/10/2007	03/10/2014	Q15,000.00	Q0.00	Q15,000.00	Q8,493.38	Q2,298.29	Q0.00	PRENDARIOS-FIDUCIARIOS				
Q15,000.00	Q15,000.00	Q0.00	Q0.00	24/10/2007	03/10/2014	Q15,000.00	Q0.00	Q15,000.00	Q8,593.38	Q2,383.57	Q0.00	PRENDARIOS-FIDUCIARIOS				
Q15,000.00	Q15,000.00	Q0.00	Q0.00	24/10/2007	03/10/2014	Q15,000.00	Q0.00	Q15,000.00	Q8,535.87	Q5,346.87	Q0.00	PRENDARIOS-FIDUCIARIOS				
Q15,000.00	Q15,000.00	Q0.00	Q0.00	24/10/2007	03/10/2014	Q15,000.00	Q0.00	Q15,000.00	Q14,580.97	Q1,423.53	Q0.00	PRENDARIOS-FIDUCIARIOS				
Q15,000.00	Q15,000.00	Q0.00	Q0.00	24/10/2007	03/10/2014	Q15,000.00	Q0.00	Q15,000.00	Q8,608.42	Q5,346.87	Q0.00	PRENDARIOS-FIDUCIARIOS				
Q15,000.00	Q15,000.00	Q0.00	Q0.00	24/10/2007	03/10/2014	Q15,000.00	Q0.00	Q15,000.00	Q7,795.03	Q1,865.51	Q0.00	PRENDARIOS-FIDUCIARIOS				
Q15,000.00	Q15,000.00	Q0.00	Q0.00	24/10/2007	03/10/2014	Q15,000.00	Q0.00	Q15,000.00	Q8,640.10	Q2,685.69	Q0.00	PRENDARIOS-FIDUCIARIOS				
Q15,000.00	Q15,000.00	Q0.00	Q0.00	30/10/2007	03/10/2014	Q15,000.00	Q0.00	Q15,000.00	Q8,646.92	Q2,685.69	Q0.00	PRENDARIOS-FIDUCIARIOS				
Q15,000.00	Q15,000.00	Q0.00	Q0.00	05/12/2007	05/12/2014	Q15,000.00	Q0.00	Q15,000.00	Q8,608.82	Q5,235.87	Q0.00	PRENDARIOS-FIDUCIARIOS				
Q15,000.00	Q15,000.00	Q0.00	Q0.00	05/12/2007	05/12/2014	Q15,000.00	Q0.00	Q15,000.00	Q8,519.32	Q5,235.87	Q0.00	PRENDARIOS-FIDUCIARIOS				
Q15,000.00	Q15,000.00	Q0.00	Q0.00	05/12/2007	05/12/2014	Q15,000.00	Q0.00	Q15,000.00	Q8,519.32	Q5,235.87	Q0.00	PRENDARIOS-FIDUCIARIOS				
Q15,000.00	Q15,000.00	Q0.00	Q0.00	05/12/2007	05/12/2014	Q15,000.00	Q0.00	Q15,000.00	Q8,608.82	Q5,235.87	Q0.00	PRENDARIOS-FIDUCIARIOS				
Q15,000.00	Q15,000.00	Q0.00	Q0.00	05/12/2007	05/12/2014	Q15,000.00	Q0.00	Q15,000.00	Q1,262.35	Q1,712.10	Q0.00	PRENDARIOS-FIDUCIARIOS				
Q15,000.00	Q15,000.00	Q0.00	Q0.00	05/12/2007	05/12/2014	Q15,000.00	Q0.00	Q15,000.00	Q1,262.35	Q1,712.10	Q0.00	PRENDARIOS-FIDUCIARIOS				
Q15,000.00	Q15,000.00	Q0.00	Q0.00	29/01/2008	05/01/2015	Q14,997.47	Q0.00	Q14,997.47	Q1,930.65	Q2,012.41	Q0.00	PRENDARIOS-FIDUCIARIOS				
Q15,000.00	Q15,000.00	Q0.00	Q0.00	29/01/2008	05/01/2015	Q14,997.47	Q0.00	Q14,997.47	Q1,930.65	Q2,012.41	Q0.00	PRENDARIOS-FIDUCIARIOS				
Q15,000.00	Q15,000.00	Q0.00	Q0.00	29/01/2008	05/01/2015	Q14,997.47	Q0.00	Q14,997.47	Q1,254.86	Q5,179.96	Q0.00	PRENDARIOS-FIDUCIARIOS				
Q15,000.00	Q15,000.00	Q0.00	Q0.00	29/01/2008	05/01/2015	Q14,997.47	Q0.00	Q14,997.47	Q1,930.65	Q2,012.41	Q0.00	PRENDARIOS-FIDUCIARIOS				
Q15,000.00	Q15,000.00	Q0.00	Q0.00	29/01/2008	05/01/2015	Q14,997.47	Q0.00	Q14,997.47	Q1,930.65	Q2,012.41	Q0.00	PRENDARIOS-FIDUCIARIOS				
Q15,000.00	Q15,000.00	Q0.00	Q0.00	29/01/2008	05/01/2015	Q15,000.00	Q0.00	Q15,000.00	Q8,562.77	Q2,383.41	Q0.00	PRENDARIOS-FIDUCIARIOS				
Q15,000.00	Q15,000.00	Q0.00	Q0.00	29/01/2008	05/01/2015	Q15,000.00	Q0.00	Q15,000.00	Q8,562.77	Q2,383.41	Q0.00	PRENDARIOS-FIDUCIARIOS				
Q15,000.00	Q15,000.00	Q0.00	Q0.00	29/01/2008	05/01/2015	Q15,000.00	Q0.00	Q15,000.00	Q8,562.77	Q2,383.41	Q0.00	PRENDARIOS-FIDUCIARIOS				
Q15,000.00	Q15,000.00	Q0.00	Q0.00	30/01/2008	05/01/2015	Q15,000.00	Q0.00	Q15,000.00	Q7,930.30	Q2,012.49	Q0.00	PRENDARIOS-FIDUCIARIOS				
Q15,000.00	Q15,000.00	Q0.00	Q0.00	30/01/2008	05/01/2015	Q15,000.00	Q0.00	Q15,000.00	Q7,929.92	Q2,012.49	Q0.00	PRENDARIOS-FIDUCIARIOS				
Q15,000.00	Q15,000.00	Q0.00	Q0.00	30/01/2008	05/01/2015	Q15,000.00	Q0.00	Q15,000.00	Q1,874.80	Q3,172.97	Q0.00	PRENDARIOS-FIDUCIARIOS				
Q15,000.00	Q15,000.00	Q0.00	Q0.00	30/01/2008	05/01/2015	Q15,000.00	Q0.00	Q15,000.00	Q8,560.92	Q2,383.39	Q0.00	PRENDARIOS-FIDUCIARIOS				
Q15,000.00	Q15,000.00	Q0.00	Q0.00	30/01/2008	05/01/2015	Q15,000.00	Q0.00	Q15,000.00	Q8,560.92	Q2,383.39	Q0.00	PRENDARIOS-FIDUCIARIOS				
Q15,000.00	Q15,000.00	Q0.00	Q0.00	31/01/2008	05/01/2015	Q15,000.00	Q0.00	Q15,000.00	Q8,559.07	Q2,383.38	Q0.00	PRENDARIOS-FIDUCIARIOS				
Q15,000.00	Q15,000.00	Q0.00	Q0.00	31/01/2008	05/01/2015	Q15,000.00	Q0.00	Q15,000.00	Q8,559.07	Q2,383.38	Q0.00	PRENDARIOS-FIDUCIARIOS				
Q15,000.00	Q15,000.00	Q0.00	Q0.00	31/01/2008	05/01/2015	Q15,000.00	Q0.00	Q15,000.00	Q1,898.77	Q2,012.44	Q0.00	PRENDARIOS-FIDUCIARIOS				
Q15,000.00	Q15,000.00	Q0.00	Q0.00	31/01/2008	05/01/2015	Q15,000.00	Q0.00	Q15,000.00	Q1,898.77	Q2,012.44	Q0.00	PRENDARIOS-FIDUCIARIOS				
Q15,000.00	Q15,000.00	Q0.00	Q0.00	31/01/2008	05/01/2015	Q15,000.00	Q0.00	Q15,000.00	Q1,898.77	Q2,012.44	Q0.00	PRENDARIOS-FIDUCIARIOS				
Q15,000.00	Q15,000.00	Q0.00	Q0.00	31/01/2008	05/01/2015	Q15,000.00	Q0.00	Q15,000.00	Q1,444.75	Q1,775.97	Q0.00	PRENDARIOS-FIDUCIARIOS				
Q15,000.00	Q15,000.00	Q0.00	Q0.00	31/01/2008	05/01/2015	Q15,000.00	Q0.00	Q15,000.00	Q1,917.02	Q2,012.44	Q0.00	PRENDARIOS-FIDUCIARIOS				
Q15,000.00	Q15,000.00	Q0.00	Q0.00	06/02/2008	05/02/2015	Q15,000.00	Q0.00	Q15,000.00	Q8,547.92	Q2,350.60	Q0.00	PRENDARIOS-FIDUCIARIOS				
Q15,000.00	Q15,000.00	Q0.00	Q0.00	06/02/2008	05/02/2015	Q15,000.00	Q0.00	Q15,000.00	Q8,547.92	Q2,350.60	Q0.00	PRENDARIOS-FIDUCIARIOS				
Q99,965.04	Q99,965.04	Q0.00	Q0.00	13/07/2006	05/06/2015	Q14,283.37	Q0.00	Q14,283.37	Q94,283.37	Q7,663.72	Q0.00	PRENDARIOS-FIDUCIARIOS				
Q12,185.00	Q12,185.00	Q0.00	Q0.00	20/04/2001	10/04/2008	Q12,185.00	Q0.00	Q12,185.00	Q5,743.58	Q1,126.00	Q0.00	PRENDARIOS				
Q18,016.00	Q18,016.00	Q0.00	Q0.00	06/06/2002	05/06/2009	Q10,809.60	Q0.00	Q10,809.60	Q5,890.66	Q1,634.99	Q0.00	PRENDARIOS				
Q85,574.25	Q85,574.25	Q0.00	Q0.00	14/01/2002	07/09/2009	Q85,574.25	Q0.00	Q85,574.25	Q87,642.28	Q14,428.30	Q0.00	PRENDARIOS-FIDUCIARIOS				
Q82,652.78	Q82,652.78	Q0.00	Q0.00	28/11/2002	26/10/2009	Q79,297.14	Q0.00	Q79,297.14	Q52,315.34	Q11,085.55	Q0.00	PRENDARIOS-FIDUCIARIOS				
Q90,677.10	Q90,677.10	Q0.00	Q0.00	11/06/2003	30/09/2012	Q89,002.65	Q0.00	Q89,002.65	Q29,533.44	Q5,081.45	Q0.00	PRENDARIOS-FIDUCIARIOS				
Q94,682.96	Q94,682.96	Q0.00	Q0.00	26/11/2003	30/09/2012	Q89,352.79	Q0.00	Q89,352.79	Q11,609.47	Q1,874.19	Q0.00	PRENDARIOS-FIDUCIARIOS				
Q93,474.00	Q93,474.00	Q0.00	Q0.00	23/12/2005	10/12/2013	Q11,289.60	Q0.00	Q11,289.60	Q11,770.11	Q11,883.56	Q0.00	POTECARIOS-PRENDARIOS				
Q99,000.00	Q99,000.00	Q0.00	Q0.00	14/03/2006	18/03/2013	Q53,462.93	Q0.00	Q53,462.93	Q11,156.87	Q11,156.87	Q0.00	HIPOTECARIOS				
Q96,071.11	Q96,071.11	Q0.00	Q0.00	26/09/2006	18/09/2013	Q96,071.11	Q0.00	Q96,071.11	Q93,606.88	Q3,754.09	Q0.00	PRENDARIOS				
Q85,000.00	Q85,000.00	Q0.00	Q0.00	10/11/2006	18/11/2013	Q85,000.00	Q0.00	Q85,000.00	Q16,691.45	Q15,674.60	Q0.00	PRENDARIOS				
Q82,480.43	Q82,480.43	Q0.00	Q0.00	14/11/2006	18/11/2013	Q82,480.43	Q0.00	Q82,480.43	Q13,581.15	Q16,187.21	Q0.00	PRENDARIOS				
Q80,159.86	Q80,159.86	Q0.00	Q0.00	17/01/2006	18/11/2013	Q80,159.86	Q0.00	Q80,159.86	Q40,131.26	Q11,772.51	Q0.00	PRENDARIOS				
Q83,399.57	Q83,399.57	Q0.00	Q0.00	17/01/2006	18/11/2013	Q80,119.66	Q0.00	Q80,119.66	Q45,719.66	Q18,887.32	Q0.00	PRENDARIOS				
Q99,877.72	Q99,877.72	Q0.00	Q0.00	28/11/2006	18/11/2013	Q79,902.18	Q0.00	Q79,902.18	Q39,875.65	Q29,783.54	Q0.00	PRENDARIOS				
Q99,628.09	Q99,628.09	Q0.00	Q0.00	19/02/2007	18/02/2014	Q99,628.09	Q0.00	Q99,628.09	Q81,137.40	Q48,591.51	Q0.00	PRENDARIOS				
Q79,219.92	Q79,219.92	Q0.00	Q0.00	01/02/2008	18/02/2015	Q79,219.92	Q0.00	Q79,219.92	Q11,414.66	Q26,853.95	Q0.00	PRENDARIOS-FIDUCIARIOS				
Q186,000.00	Q186,000.00	Q0.00	Q0.00	28/05/2008	20/05/2015	Q186,000.00	Q0.00	Q186,000.00	Q55,647.69	Q14,951.64	Q0.00	HIPOTECARIOS				
Q15,000.00	Q15,000.00	Q0.00	Q0.00	29/07/2008	08/07/2015	Q15,000.00	Q0.00	Q15,000.00	Q6,913.86	Q4,832.20	Q0.00	PRENDARIOS-FIDUCIARIOS				
Q15,000.00	Q15,000.00	Q0.00	Q0.00	06/02/2009	16/02/2016	Q15,000.00	Q0.00	Q15,000.00	Q7,870.83	Q4,419.65	Q0.00	FIDUCIARIOS				
Q15,000.00	Q15,000.00	Q0.00	Q0.00	06/02/2009	16/02/2016	Q15,000.00	Q0.00	Q15,000.00	Q7,028.58	Q4,419.65	Q0.00	FIDUCIARIOS				
Q15,000.00	Q15,000.00	Q0.00	Q0.00	06/02/2009	16/02/2016	Q15,000.00	Q0.00	Q15,000.00	Q5,502.17	Q4,419.65	Q0.00	FIDUCIARIOS				
Q15,000.00	Q15,000.00	Q0.00	Q0.00	06/02/2009	16/02/2016	Q15,000.00	Q0.00	Q15,000.00	Q7,176.73	Q11,634.76	Q0.00	FIDUCIARIOS				
Q15,000.00	Q15,000.00	Q0.00	Q0.00	06/02/2009	16/02/2016	Q15,000.00	Q0.00	Q15,000.00	Q6,812.72	Q4,419.65	Q0.00	FIDUCIARIOS				

															Resumen de Reservas				
															Del 01 de Mayo al 31 de Agosto de 2019				
Monto Contable (Aprobado)	Monto Dedicacion del Beneficiario	Deducción en el Arrendamiento del 2019 (de acuerdo a Ley)	Deducción en el Contrato de Arrendamiento	Fecha de Contabilización	Fecha de Contabilización	Fecha de Contabilización	Fecha de Contabilización	Saldo Capital	Capital Vigente	Capital Vigente	Saldo Intereses	Intereses en mora	Otros Cargos	Tipo de Operación	Saldo de Capital		Intereses y Mora		
															Recuperaciones	Ajustes	Recuperaciones	Ajustes	
Q15,000.00	Q15,000.00	Q0.00	Q0.00	20/02/2019	16/02/2016			Q15,000.00	Q0.00	Q15,000.00	Q7,397.40		Q4,361.29	Q0.00	FIDUCIARIOS				
Q15,000.00	Q15,000.00	Q0.00	Q0.00	21/02/2019	18/02/2016			Q15,000.00	Q0.00	Q15,000.00	Q6,498.47		Q4,416.32	Q0.00	FIDUCIARIOS				
Q15,000.00	Q15,000.00	Q0.00	Q0.00	21/02/2019	18/02/2016			Q15,000.00	Q0.00	Q15,000.00	Q7,173.47		Q4,416.32	Q0.00	FIDUCIARIOS				
Q15,000.00	Q15,000.00	Q0.00	Q0.00	21/02/2019	18/02/2016	13 de 2020		Q15,000.00	Q0.00	Q15,000.00	Q7,343.10		Q4,416.32	Q0.00	FIDUCIARIOS				
Q15,000.00	Q15,000.00	Q0.00	Q0.00	21/02/2019	18/02/2016			Q15,000.00	Q0.00	Q15,000.00	Q7,843.10		Q4,416.32	Q0.00	FIDUCIARIOS				
Q15,000.00	Q15,000.00	Q0.00	Q0.00	21/02/2019	18/02/2016	11/12/2012		Q15,000.00	Q0.00	Q15,000.00	Q7,841.10		Q4,416.32	Q0.00	FIDUCIARIOS				
Q15,000.00	Q15,000.00	Q0.00	Q0.00	21/02/2019	18/02/2016			Q15,000.00	Q0.00	Q15,000.00	Q6,995.10		Q4,416.32	Q0.00	FIDUCIARIOS				
Q15,000.00	Q15,000.00	Q0.00	Q0.00	21/02/2019	18/02/2016			Q15,000.00	Q0.00	Q15,000.00	Q4,659.71		Q3,282.66	Q0.00	FIDUCIARIOS				
Q15,000.00	Q15,000.00	Q0.00	Q0.00	21/02/2019	18/02/2016			Q15,000.00	Q0.00	Q15,000.00	Q7,173.47		Q4,416.32	Q0.00	FIDUCIARIOS				
Q15,000.00	Q15,000.00	Q0.00	Q0.00	21/02/2019	18/02/2016			Q15,000.00	Q0.00	Q15,000.00	Q7,835.70		Q4,416.32	Q0.00	FIDUCIARIOS				
Q15,000.00	Q15,000.00	Q0.00	Q0.00	21/02/2019	18/02/2016			Q15,000.00	Q0.00	Q15,000.00	Q7,835.70		Q4,416.32	Q0.00	FIDUCIARIOS				
Q15,000.00	Q15,000.00	Q0.00	Q0.00	16/04/2019	16/04/2016	05/19/2019		Q15,000.00	Q0.00	Q15,000.00	Q7,743.13		Q4,310.13	Q0.00	FIDUCIARIOS				
Q15,000.00	Q15,000.00	Q0.00	Q0.00	04/08/2019	16/08/2016	25/05/2019		Q15,000.00	Q0.00	Q15,000.00	Q7,539.47		Q4,084.06	Q0.00	FIDUCIARIOS				
Q15,000.00	Q15,000.00	Q0.00	Q0.00	04/08/2019	16/08/2016			Q15,000.00	Q0.00	Q15,000.00	Q7,539.47		Q4,084.06	Q0.00	FIDUCIARIOS				
Q15,000.00	Q15,000.00	Q0.00	Q0.00	04/08/2019	16/08/2016			Q6,713.87	Q0.00	Q6,713.87	Q4,676.85		Q1,248.91	Q0.00	FIDUCIARIOS				
Q15,000.00	Q15,000.00	Q0.00	Q0.00	04/08/2019	16/08/2016	18/08/2013		Q15,000.00	Q0.00	Q15,000.00	Q7,539.47		Q4,084.06	Q0.00	FIDUCIARIOS				
Q15,000.00	Q15,000.00	Q0.00	Q0.00	04/08/2019	16/08/2016	10/08/2019		Q12,725.62	Q0.00	Q12,725.62	Q4,642.96		Q811.00	Q0.00	FIDUCIARIOS				
Q15,000.00	Q15,000.00	Q0.00	Q0.00	04/08/2019	16/08/2016			Q15,000.00	Q0.00	Q15,000.00	Q7,539.47		Q4,084.06	Q0.00	FIDUCIARIOS				
Q15,000.00	Q15,000.00	Q0.00	Q0.00	04/08/2019	16/08/2016	10/08/2019		Q15,000.00	Q0.00	Q15,000.00	Q7,539.47		Q4,084.06	Q0.00	FIDUCIARIOS				
Q15,000.00	Q15,000.00	Q0.00	Q0.00	04/08/2019	16/08/2016			Q15,000.00	Q0.00	Q15,000.00	Q7,539.47		Q4,084.06	Q0.00	FIDUCIARIOS				
Q15,000.00	Q15,000.00	Q0.00	Q0.00	04/08/2019	16/08/2016			Q15,000.00	Q0.00	Q15,000.00	Q7,539.47		Q4,084.06	Q0.00	FIDUCIARIOS				
Q15,000.00	Q15,000.00	Q0.00	Q0.00	04/08/2019	16/08/2016			Q15,000.00	Q0.00	Q15,000.00	Q7,539.47		Q4,084.06	Q0.00	FIDUCIARIOS				
Q15,000.00	Q15,000.00	Q0.00	Q0.00	04/08/2019	16/08/2016			Q15,000.00	Q0.00	Q15,000.00	Q7,539.47		Q4,084.06	Q0.00	FIDUCIARIOS				
Q15,000.00	Q15,000.00	Q0.00	Q0.00	04/08/2019	16/08/2016			Q15,000.00	Q0.00	Q15,000.00	Q7,539.47		Q4,084.06	Q0.00	FIDUCIARIOS				
Q15,000.00	Q15,000.00	Q0.00	Q0.00	04/08/2019	16/08/2016	14/09/2010		Q15,000.00	Q0.00	Q15,000.00	Q7,539.47		Q4,084.06	Q0.00	FIDUCIARIOS				
Q15,000.00	Q15,000.00	Q0.00	Q0.00	04/08/2019	16/08/2016	06/06/2011		Q2,990.37	Q0.00	Q2,990.37	Q891.75		Q546.45	Q0.00	FIDUCIARIOS				
Q15,000.00	Q15,000.00	Q0.00	Q0.00	04/08/2019	16/08/2016			Q8,785.59	Q0.00	Q8,785.59	Q1,787.91		Q1,359.95	Q0.00	FIDUCIARIOS				
Q15,000.00	Q15,000.00	Q0.00	Q0.00	04/08/2019	16/08/2016			Q15,000.00	Q0.00	Q15,000.00	Q7,539.47		Q4,084.06	Q0.00	FIDUCIARIOS				
Q15,000.00	Q15,000.00	Q0.00	Q0.00	04/08/2019	16/08/2016	16/08/2011		Q15,000.00	Q0.00	Q15,000.00	Q6,824.55		Q1,245.37	Q0.00	FIDUCIARIOS				
Q15,000.00	Q15,000.00	Q0.00	Q0.00	04/08/2019	16/08/2016	20/01/2011		Q15,000.00	Q0.00	Q15,000.00	Q7,539.47		Q4,084.06	Q0.00	FIDUCIARIOS				
Q15,000.00	Q15,000.00	Q0.00	Q0.00	04/08/2019	16/08/2016	31/08/2015		Q15,000.00	Q0.00	Q15,000.00	Q7,539.47		Q4,084.06	Q0.00	FIDUCIARIOS				
Q15,000.00	Q15,000.00	Q0.00	Q0.00	04/08/2019	16/08/2016	15/08/2011		Q15,000.00	Q0.00	Q15,000.00	Q7,539.47		Q4,084.06	Q0.00	FIDUCIARIOS				
Q15,000.00	Q15,000.00	Q0.00	Q0.00	04/08/2019	16/08/2016	14/03/2012		Q15,000.00	Q0.00	Q15,000.00	Q7,539.47		Q4,084.06	Q0.00	FIDUCIARIOS				
Q15,000.00	Q15,000.00	Q0.00	Q0.00	04/08/2019	16/08/2016	18/01/2011		Q15,000.00	Q0.00	Q15,000.00	Q7,539.47		Q4,084.06	Q0.00	FIDUCIARIOS				
Q15,000.00	Q15,000.00	Q0.00	Q0.00	04/08/2019	16/08/2016	21/09/2011		Q15,000.00	Q0.00	Q15,000.00	Q7,539.47		Q4,084.06	Q0.00	FIDUCIARIOS				
Q15,000.00	Q15,000.00	Q0.00	Q0.00	04/08/2019	16/08/2016	31/10/2011		Q15,000.00	Q0.00	Q15,000.00	Q7,539.47		Q4,084.06	Q0.00	FIDUCIARIOS				
Q15,000.00	Q15,000.00	Q0.00	Q0.00	04/08/2019	16/08/2016			Q15,000.00	Q0.00	Q15,000.00	Q6,842.22		Q4,084.06	Q0.00	FIDUCIARIOS				
Q14,845.66	Q14,845.66	Q0.00	Q0.00	07/08/2019	18/08/2016	26/04/2011		Q14,845.66	Q0.00	Q14,845.66	Q7,497.68		Q1,763.97	Q0.00	FIDUCIARIOS				
Q14,850.60	Q14,850.60	Q0.00	Q0.00	07/08/2019	18/08/2016			Q14,850.60	Q0.00	Q14,850.60	Q7,498.70		Q1,764.13	Q0.00	FIDUCIARIOS				
Q14,845.66	Q14,845.66	Q0.00	Q0.00	07/08/2019	18/08/2016			Q14,850.60	Q0.00	Q14,850.60	Q7,498.70		Q1,764.13	Q0.00	FIDUCIARIOS				
Q14,657.32	Q14,657.32	Q0.00	Q0.00	07/08/2019	18/08/2016	30/10/2012		Q14,657.32	Q0.00	Q14,657.32	Q6,664.90		Q1,447.17	Q0.00	FIDUCIARIOS				
Q26,476.82	Q26,476.82	Q0.00	Q0.00	07/08/2019	18/08/2016	30/12/2011		Q20,896.04	Q0.00	Q20,896.04	Q6,740.47		Q901.63	Q0.00	FIDUCIARIOS				
Q16,557.42	Q16,557.42	Q0.00	Q0.00	07/08/2019	18/08/2016			Q16,110.67	Q0.00	Q16,110.67	Q6,642.42		Q1,302.98	Q0.00	FIDUCIARIOS				
Q9,618.98	Q9,618.98	Q0.00	Q0.00	07/08/2019	18/08/2016	11/03/2011		Q9,618.98	Q0.00	Q9,618.98	Q3,982.65		Q2,646.27	Q0.00	FIDUCIARIOS				
Q12,258.90	Q12,258.90	Q0.00	Q0.00	07/08/2019	18/08/2016			Q12,255.55	Q0.00	Q12,255.55	Q5,013.76		Q3,311.74	Q0.00	FIDUCIARIOS				
Q10,250.60	Q10,250.60	Q0.00	Q0.00	07/08/2019	18/08/2016	28/12/2011		Q10,250.60	Q0.00	Q10,250.60	Q4,171.55		Q2,757.45	Q0.00	FIDUCIARIOS				
Q45,822.46	Q45,822.46	Q0.00	Q0.00	15/05/2019	11/07/2016	25/05/2019		Q45,822.46	Q0.00	Q45,822.46	Q18,101.79		Q4,489.83	Q0.00	HIPOTECARIOS				
Q100,000.00	Q100,000.00	Q0.00	Q0.00	37/11/2019	18/11/2016	25/02/2011		Q100,000.00	Q0.00	Q100,000.00	Q46,879.33		Q11,337.53	Q0.00	HIPOTECARIOS-FIDUCIARIOS				
Q15,000.00	Q15,000.00	Q0.00	Q0.00	18/12/2019	16/12/2016	23/05/2019		Q15,000.00	Q0.00	Q15,000.00	Q6,612.90		Q3,858.36	Q0.00	FIDUCIARIOS				
Q15,000.00	Q15,000.00	Q0.00	Q0.00	18/12/2019	16/12/2016	11/01/2012		Q15,000.00	Q0.00	Q15,000.00	Q7,287.90		Q3,858.36	Q0.00	FIDUCIARIOS				
Q15,000.00	Q15,000.00	Q0.00	Q0.00	19/12/2019	19/12/2016	23/05/2019		Q15,000.00	Q0.00	Q15,000.00	Q7,286.05		Q3,858.36	Q0.00	FIDUCIARIOS				
Q15,000.00	Q15,000.00	Q0.00	Q0.00	23/12/2019	16/12/2016			Q15,000.00	Q0.00	Q15,000.00	Q5,914.45		Q3,858.36	Q0.00	FIDUCIARIOS				
Q14,696.08	Q14,696.08	Q0.00	Q0.00	23/12/2019	16/12/2016			Q14,696.08	Q0.00	Q14,696.08	Q5,794.50		Q1,754.43	Q0.00	FIDUCIARIOS				
Q14,475.25	Q14,475.25	Q0.00	Q0.00	23/12/2019	19/12/2016	26/05/2011		Q14,475.25	Q0.00	Q14,475.25	Q7,053.49		Q1,624.17	Q0.00	FIDUCIARIOS				
Q14,523.82	Q14,523.82	Q0.00	Q0.00	23/12/2019	19/12/2016			Q14,523.88	Q0.00	Q14,523.88	Q6,430.96		Q1,342.54	Q0.00	FIDUCIARIOS				
Q14,848.50	Q14,848.50	Q0.00	Q0.00	23/12/2019	19/12/2016			Q14,848.50	Q0.00	Q14,848.50	Q7,243.73		Q1,653.50	Q0.00	FIDUCIARIOS				
Q15,254.25	Q15,254.25	Q0.00	Q0.00	23/12/2019	19/12/2016	26/13/2011		Q14,559.49	Q0.00	Q14,559.49	Q5,172.06		Q3,705.11	Q0.00	FIDUCIARIOS				
Q14,789.45	Q14,789.45	Q0.00	Q0.00	23/12/2019	19/12/2016	31/08/2018		Q14,789.45	Q0.00	Q14,789.45	Q5,837.33		Q1,096.86	Q0.00	FIDUCIARIOS				
Q16,466.19	Q16,466.19	Q0.00																	

Monto Capital (Código)	Monto Depositado del anterior	Depositos Anteriores del 2019 (de mayo a la fecha)	Diferencias en el Cuentabancario mayo - agosto 2019	Fecha de Cuentabancario Ejecución	Fecha del último Pago realizado	Saldo Capital	Capital Vigente	Capital Vencido	Saldo Intereses	Intereses en mora	Otros Cargos	Tipo de Gravamen	Saldo de Capital			
													Reintegraciones	Alínea	Reintegraciones	Ajuste
Q20,547.52	Q20,547.52			06/11/2019	16/11/2017	Q20,547.52	Q0.00	Q20,547.52	Q9,191.20	Q1,463.02	Q0.00	FIDUCIARIOS				
Q15,673.16	Q15,673.16			06/11/2019	16/11/2017	Q15,673.16	Q0.00	Q15,673.16	Q5,587.62	Q933.40	Q0.00	FIDUCIARIOS				
Q16,078.92	Q16,078.92			06/11/2019	16/11/2017	Q16,078.92	Q0.00	Q16,078.92	Q7,209.35	Q3,500.25	Q0.00	FIDUCIARIOS				
Q25,603.73	Q25,603.73			06/11/2019	15/11/2017	Q25,603.73	Q0.00	Q25,603.73	Q11,423.13	Q2,393.48	Q0.00	FIDUCIARIOS				
Q20,907.52	Q20,907.52			06/11/2019	02/10/2017	Q20,907.52	Q0.00	Q20,907.52	Q9,308.26	Q1,505.85	Q0.00	FIDUCIARIOS				
Q26,247.00	Q26,247.00			26/08/2011	10/08/2018	Q26,247.00	Q0.00	Q26,247.00	Q9,644.63	Q4,819.95	Q0.00	RENDARIOS-FIDUCIARIOS				
Q26,247.00	Q26,247.00			26/08/2011	13/08/2018	Q26,239.50	Q0.00	Q26,239.50	Q8,555.12	Q4,813.42	Q0.00	RENDARIOS-FIDUCIARIOS				
Q25,789.50	Q25,789.50			26/08/2011	16/08/2018	Q25,789.50	Q0.00	Q25,789.50	Q9,467.07	Q1,726.39	Q0.00	FIDUCIARIOS				
Q25,789.50	Q25,789.50			26/08/2011	18/08/2018	Q25,789.50	Q0.00	Q25,789.50	Q10,208.91	Q3,008.91	Q0.00	FIDUCIARIOS				
Q25,789.50	Q25,789.50			26/08/2011	18/08/2018	Q25,789.50	Q0.00	Q25,789.50	Q8,309.97	Q4,274.39	Q0.00	FIDUCIARIOS				
Q25,789.50	Q25,789.50			26/08/2011	23/07/2018	Q25,789.50	Q0.00	Q25,789.50	Q10,599.03	Q4,726.39	Q0.00	FIDUCIARIOS				
Q25,789.50	Q25,789.50			26/08/2011	16/08/2018	Q25,789.50	Q0.00	Q25,789.50	Q8,462.84	Q4,819.94	Q0.00	RENDARIOS-FIDUCIARIOS				
Q26,247.00	Q26,247.00			26/08/2011	10/08/2018	Q26,244.60	Q0.00	Q26,244.60	Q8,462.84	Q4,819.94	Q0.00	FIDUCIARIOS				
Q25,789.50	Q25,789.50			26/08/2011	18/08/2018	Q25,787.51	Q0.00	Q25,787.51	Q8,296.63	Q4,726.39	Q0.00	FIDUCIARIOS				
Q25,789.50	Q25,789.50			26/08/2011	16/08/2018	Q25,789.41	Q0.00	Q25,789.41	Q9,467.07	Q4,726.39	Q0.00	FIDUCIARIOS				
Q26,247.00	Q26,247.00			26/08/2011	10/08/2018	Q25,549.90	Q0.00	Q25,549.90	Q10,013.66	Q9,737.62	Q0.00	RENDARIOS-FIDUCIARIOS				
Q25,789.50	Q25,789.50			27/08/2011	16/08/2018	Q25,789.50	Q0.00	Q25,789.50	Q9,465.85	Q4,726.39	Q0.00	FIDUCIARIOS				
Q25,789.50	Q25,789.50			27/08/2011	18/08/2018	Q25,789.27	Q0.00	Q25,789.27	Q8,296.63	Q1,237.68	Q0.00	FIDUCIARIOS				
Q26,247.00	Q26,247.00			29/08/2011	18/08/2018	Q20,997.60	Q0.00	Q20,997.60	Q8,802.96	Q737.45	Q0.00	FIDUCIARIOS				
Q26,247.00	Q26,247.00			29/08/2011	16/08/2018	Q26,246.24	Q0.00	Q26,246.24	Q9,601.68	Q4,800.45	Q0.00	FIDUCIARIOS				
Q26,247.00	Q26,247.00			29/08/2011	16/08/2018	Q26,247.00	Q0.00	Q26,247.00	Q8,443.89	Q4,800.45	Q0.00	FIDUCIARIOS				
Q26,247.00	Q26,247.00			29/08/2011	10/08/2018	Q26,213.88	Q0.00	Q26,213.88	Q8,430.30	Q1,798.01	Q0.00	RENDARIOS-FIDUCIARIOS				
Q26,247.00	Q26,247.00			29/08/2011	10/04/2012	Q26,247.00	Q0.00	Q26,247.00	Q10,654.58	Q10,161.65	Q0.00	RENDARIOS-FIDUCIARIOS				
Q25,789.50	Q25,789.50			30/08/2011	10/08/2018	Q25,789.50	Q0.00	Q25,789.50	Q9,486.31	Q4,745.59	Q0.00	FIDUCIARIOS				
Q25,789.50	Q25,789.50			30/08/2011	10/08/2018	Q25,789.50	Q0.00	Q25,789.50	Q9,486.31	Q4,745.59	Q0.00	FIDUCIARIOS				
Q25,789.50	Q25,789.50			30/08/2011	10/08/2018	Q25,789.50	Q0.00	Q25,789.50	Q10,586.43	Q4,745.59	Q0.00	RENDARIOS-FIDUCIARIOS				
Q25,789.50	Q25,789.50			30/08/2011	10/08/2018	Q25,789.50	Q0.00	Q25,789.50	Q10,586.43	Q4,745.59	Q0.00	RENDARIOS-FIDUCIARIOS				
Q25,789.50	Q25,789.50			31/08/2011	16/08/2018	Q25,789.50	Q0.00	Q25,789.50	Q10,583.15	Q4,726.39	Q0.00	FIDUCIARIOS				
Q25,789.50	Q25,789.50			31/08/2011	16/08/2018	Q25,789.50	Q0.00	Q25,789.50	Q9,463.15	Q4,726.39	Q0.00	FIDUCIARIOS				
Q25,789.50	Q25,789.50			31/08/2011	16/08/2018	Q25,789.50	Q0.00	Q25,789.50	Q9,467.12	Q4,726.39	Q0.00	FIDUCIARIOS				
Q25,789.50	Q25,789.50			31/08/2011	26/07/2018	Q25,789.50	Q0.00	Q25,789.50	Q9,688.34	Q4,762.87	Q0.00	RENDARIOS-FIDUCIARIOS				
Q25,789.50	Q25,789.50			31/08/2011	16/08/2018	Q25,789.50	Q0.00	Q25,789.50	Q10,583.26	Q4,745.59	Q0.00	RENDARIOS-FIDUCIARIOS				
Q25,789.50	Q25,789.50			23/09/2011	17/09/2018	Q25,789.50	Q0.00	Q25,789.50	Q9,306.83	Q4,627.19	Q0.00	FIDUCIARIOS				
Q25,789.50	Q25,789.50			23/09/2011	17/09/2018	Q25,788.68	Q0.00	Q25,788.68	Q9,364.49	Q4,627.19	Q0.00	FIDUCIARIOS				
Q16,787.04	Q16,787.04			26/10/2011	24/09/2018	Q16,787.04	Q0.00	Q16,787.04	Q6,725.19	Q1,247.50	Q0.00	FIDUCIARIOS				
Q16,787.04	Q16,787.04			26/10/2011	24/09/2018	Q16,787.04	Q0.00	Q16,787.04	Q6,725.19	Q2,930.46	Q0.00	FIDUCIARIOS				
Q16,787.04	Q16,787.04			26/10/2011	16/10/2018	Q16,787.04	Q0.00	Q16,787.04	Q5,958.63	Q982.27	Q0.00	FIDUCIARIOS				
Q10,995.79	Q10,995.79			26/10/2011	16/10/2018	Q10,995.79	Q0.00	Q10,995.79	Q4,369.54	Q817.92	Q0.00	FIDUCIARIOS				
Q16,787.04	Q16,787.04			26/10/2011	16/10/2018	Q16,787.04	Q0.00	Q16,787.04	Q6,725.44	Q1,317.23	Q0.00	FIDUCIARIOS				
Q16,787.04	Q16,787.04			26/10/2011	16/10/2018	Q16,787.04	Q0.00	Q16,787.04	Q5,988.65	Q982.27	Q0.00	FIDUCIARIOS				
Q19,519.54	Q19,519.54			26/10/2011	16/10/2018	Q19,519.54	Q0.00	Q19,519.54	Q7,843.49	Q1,481.14	Q0.00	FIDUCIARIOS				
Q16,787.04	Q16,787.04			26/10/2011	16/10/2018	Q16,787.04	Q0.00	Q16,787.04	Q6,725.44	Q2,903.81	Q0.00	FIDUCIARIOS				
Q17,728.29	Q17,728.29			26/10/2011	16/10/2018	Q17,728.29	Q0.00	Q17,728.29	Q7,183.40	Q1,300.22	Q0.00	FIDUCIARIOS				
Q15,495.79	Q15,495.79			27/10/2011	16/10/2018	Q15,495.79	Q0.00	Q15,495.79	Q6,217.03	Q2,691.06	Q0.00	FIDUCIARIOS				
Q16,787.04	Q16,787.04			27/10/2011	16/10/2018	Q16,787.04	Q0.00	Q16,787.04	Q5,987.72	Q982.26	Q0.00	FIDUCIARIOS				
Q18,528.29	Q18,528.29			27/10/2011	16/10/2018	Q18,528.29	Q0.00	Q18,528.29	Q7,473.31	Q1,385.92	Q0.00	FIDUCIARIOS				
Q18,528.29	Q18,528.29			27/10/2011	18/10/2018	Q18,528.29	Q0.00	Q18,528.29	Q7,473.29	Q1,384.13	Q0.00	FIDUCIARIOS				
Q16,787.04	Q16,787.04			27/10/2011	10/10/2018	Q16,787.04	Q0.00	Q16,787.04	Q5,245.51	Q2,916.52	Q0.00	FIDUCIARIOS				
Q17,728.29	Q17,728.29			27/10/2011	16/10/2018	Q17,728.29	Q0.00	Q17,728.29	Q7,181.21	Q1,330.21	Q0.00	FIDUCIARIOS				
Q16,787.04	Q16,787.04			27/10/2011	10/10/2018	Q16,787.04	Q0.00	Q16,787.04	Q6,723.25	Q2,916.52	Q0.00	FIDUCIARIOS				
Q16,787.04	Q16,787.04			27/10/2011	16/10/2018	Q16,787.04	Q0.00	Q16,787.04	Q6,461.73	Q2,903.81	Q0.00	FIDUCIARIOS				
Q16,787.04	Q16,787.04			27/10/2011	24/09/2018	Q13,429.63	Q0.00	Q13,429.63	Q1,324.32	Q1,476.36	Q0.00	FIDUCIARIOS				
Q16,787.04	Q16,787.04			27/10/2011	10/10/2018	Q16,787.04	Q0.00	Q16,787.04	Q6,722.97	Q2,916.52	Q0.00	FIDUCIARIOS				
Q17,728.29	Q17,728.29			27/10/2011	18/10/2018	Q17,728.29	Q0.00	Q17,728.29	Q6,378.71	Q1,061.05	Q0.00	FIDUCIARIOS				
Q16,787.04	Q16,787.04			27/10/2011	10/10/2018	Q16,787.04	Q0.00	Q16,787.04	Q6,033.80	Q2,881.26	Q0.00	FIDUCIARIOS				
Q18,769.54	Q18,769.54			27/10/2011	16/10/2018	Q18,769.54	Q0.00	Q18,769.54	Q7,528.29	Q1,392.75	Q0.00	FIDUCIARIOS				
Q17,728.29	Q17,728.29			27/10/2011	16/10/2018	Q17,728.29	Q0.00	Q17,728.29	Q7,183.15	Q1,350.50	Q0.00	FIDUCIARIOS				
Q18,528.29	Q18,528.29			27/10/2011	17/09/2019	Q18,528.29	Q0.00	Q18,528.29	Q6,941.31	Q2,697.40	Q0.00	FIDUCIARIOS				
Q18,528.29	Q18,528.29			27/10/2011	17/09/2019	Q18,528.29	Q0.00	Q18,528.29	Q6,941.70	Q2,624.14	Q0.00	FIDUCIARIOS				
Q11,787.04	Q11,787.04			27/10/2011	10/06/2019	Q11,787.04	Q0.00	Q11,787.04	Q4,400.28	Q1,109.65	Q0.00	FIDUCIARIOS				
Q8,804.54	Q8,804.54			27/10/2011	17/06/2019	Q8,804.54	Q0.00	Q8,804.54	Q3,653.72	Q694.23	Q0.00	FIDUCIARIOS				
Q15,795.79	Q15,795.79			27/10/2011	17/06/2019	Q15,795.79	Q0.00	Q15,795.79	Q2,636.63	Q3,015.46	Q0.00	FIDUCIARIOS				
Q16,787.04	Q16,787.04			27/10/2011	10/06/2019	Q16,787.04	Q0.00	Q16,787.04	Q6,722.97	Q2,378.42	Q0.00	FIDUCIARIOS				
Q16,787.04	Q16,787.04			27/10/2011	17/06/2019	Q16,787.04	Q0.00	Q16,787.04	Q6,250.12	Q1,053.89	Q0.00	FIDUCIARIOS				
Q19,519.54	Q19,519.54			27/10/2011	17/06/2019	Q19,519.54	Q0.00	Q19,519.54	Q7,287.17	Q1,243.54	Q0.00	FIDUCIARIOS				
Q15,537.04	Q15,537.04			27/10/2011	17/06/2019	Q15,537.04	Q0.00	Q15,537.04	Q1,690.79	Q892.83	Q0.00	FIDUCIARIOS				
Q11,787.04	Q11,787.04			27/10/2011	17/06/2019	Q11,787.04	Q0.00	Q11,787.04	Q3,337.16	Q431.63	Q0.00	FIDUCIARIOS				
Q17,537.04	Q17,537.04			27/10/2011	17/06/2019	Q17,537.04	Q0.00	Q17,537.04	Q6,538.77	Q1,131.11	Q0.00	FIDUCIARIOS				

Monto Cancelado (Aprobado)	Monto Desembolsado según solicitudes	Declaraciones Acreditadas año 2012 (en curso a la fecha)	Declaraciones en el Cuadro de Ingresos y Gastos	Fecha de Cancelación de Préstamo	Fecha del Monto de Préstamo	Fecha de Última Pago realizado	Saldo Capital	Capital Vigente	Capital Vencido	Saldo Interés	Intereses en mora	Otras Cargas	Tipo de Garantía	Saldo de Capital		Intereses y Moras	
														Reprovisiones	Ajustes	Reprovisiones	Ajustes
Q65,720.38	Q65,720.38	Q0.00	Q0.00	14/12/2012	11/11/2019		Q60,433.26	Q0.00	Q60,433.26	Q13,155.36	Q7,402.21	Q0.00	FIDUCIARIOS				
Q47,875.35	Q47,875.35	Q0.00	Q0.00	20/02/2013	17/02/2020	07/05/2020	Q30,406.27	Q0.00	Q30,406.27	Q14,021.41	Q438.75	Q0.00	PRENDARIOS	Q4,504.88			Q1,495.12
Q65,000.00	Q65,000.00	Q0.00	Q0.00	08/03/2013	16/03/2020	28/07/2015	Q65,000.00	Q0.00	Q65,000.00	Q33,021.40	Q4,068.12	Q0.00	FIDUCIARIOS				
Q19,139.00	Q19,139.00	Q0.00	Q0.00	08/03/2013	16/03/2020	22/08/2011	Q19,139.00	Q0.00	Q19,139.00	Q9,442.12	Q1,227.65	Q0.00	FIDUCIARIOS				
Q65,000.00	Q65,000.00	Q0.00	Q0.00	08/03/2013	16/03/2020	15/01/2015	Q65,000.00	Q0.00	Q65,000.00	Q33,863.44	Q1,511.02	Q0.00	FIDUCIARIOS				
Q65,000.00	Q65,000.00	Q0.00	Q0.00	08/03/2013	16/03/2020	13/08/2015	Q65,000.00	Q0.00	Q65,000.00	Q30,421.42	Q1,639.87	Q0.00	FIDUCIARIOS				
Q24,988.00	Q24,988.00	Q0.00	Q0.00	23/05/2013	18/05/2020		Q24,988.00	Q0.00	Q24,988.00	Q11,551.18	Q5,593.45	Q0.00	FIDUCIARIOS				
Q29,948.00	Q29,948.00	Q0.00	Q0.00	23/05/2013	18/05/2020	19/05/2014	Q27,401.38	Q0.00	Q27,401.38	Q6,442.29	Q2,746.54	Q0.00	FIDUCIARIOS				
Q26,248.00	Q26,248.00	Q0.00	Q0.00	23/05/2013	18/05/2020		Q26,248.00	Q0.00	Q26,248.00	Q10,106.81	Q2,725.45	Q0.00	FIDUCIARIOS				
Q25,168.00	Q25,168.00	Q0.00	Q0.00	23/05/2013	18/05/2020		Q19,163.64	Q0.00	Q19,163.64	Q6,112.33	Q1,483.11	Q0.00	FIDUCIARIOS				
Q27,068.00	Q27,068.00	Q0.00	Q0.00	23/05/2013	18/05/2020		Q27,068.00	Q0.00	Q27,068.00	Q12,689.00	Q2,809.58	Q0.00	FIDUCIARIOS				
Q23,728.00	Q23,728.00	Q0.00	Q0.00	23/05/2013	18/05/2020		Q23,728.00	Q0.00	Q23,728.00	Q11,272.57	Q1,410.22	Q0.00	FIDUCIARIOS				
Q29,948.00	Q29,948.00	Q0.00	Q0.00	23/05/2013	18/05/2020	13/08/2015	Q29,948.00	Q0.00	Q29,948.00	Q12,844.11	Q3,995.91	Q0.00	FIDUCIARIOS				
Q29,948.00	Q29,948.00	Q0.00	Q0.00	23/05/2013	18/05/2020	29/08/2015	Q29,948.00	Q0.00	Q29,948.00	Q11,519.54	Q1,853.13	Q0.00	FIDUCIARIOS				
Q29,944.50	Q29,944.50	Q0.00	Q0.00	24/05/2013	18/05/2020	05/08/2014	Q24,787.57	Q0.00	Q24,787.57	Q7,689.91	Q2,667.67	Q0.00	FIDUCIARIOS				
Q29,768.00	Q29,768.00	Q0.00	Q0.00	24/05/2013	18/05/2020		Q29,768.00	Q0.00	Q29,768.00	Q12,769.73	Q3,054.93	Q0.00	FIDUCIARIOS				
Q25,168.00	Q25,168.00	Q0.00	Q0.00	07/06/2013	16/06/2020		Q25,167.50	Q0.00	Q25,167.50	Q9,474.30	Q2,503.66	Q0.00	FIDUCIARIOS				
Q24,808.00	Q24,808.00	Q0.00	Q0.00	07/06/2013	16/06/2020		Q24,808.00	Q0.00	Q24,808.00	Q11,602.10	Q1,445.99	Q0.00	FIDUCIARIOS				
Q25,688.00	Q25,688.00	Q0.00	Q0.00	07/06/2013	16/06/2020		Q28,010.88	Q0.00	Q28,010.88	Q11,720.00	Q1,765.47	Q0.00	FIDUCIARIOS				
Q25,168.00	Q25,168.00	Q0.00	Q0.00	07/06/2013	16/06/2020		Q25,168.00	Q0.00	Q25,168.00	Q11,758.98	Q2,497.46	Q0.00	FIDUCIARIOS				
Q24,808.00	Q24,808.00	Q0.00	Q0.00	07/06/2013	16/06/2020	27/09/2017	Q24,808.00	Q0.00	Q24,808.00	Q11,602.10	Q1,445.99	Q0.00	FIDUCIARIOS				
Q24,448.00	Q24,448.00	Q0.00	Q0.00	07/06/2013	16/06/2020	31/08/2014	Q24,448.00	Q0.00	Q24,448.00	Q11,436.57	Q1,433.59	Q0.00	FIDUCIARIOS				
Q24,988.00	Q24,988.00	Q0.00	Q0.00	07/06/2013	16/06/2020		Q24,988.00	Q0.00	Q24,988.00	Q11,684.70	Q1,452.19	Q0.00	FIDUCIARIOS				
Q28,688.00	Q28,688.00	Q0.00	Q0.00	08/06/2013	04/05/2020	10/07/2013	Q28,687.36	Q0.00	Q28,687.36	Q11,010.12	Q1,028.22	Q0.00	FIDUCIARIOS				
Q29,128.00	Q29,128.00	Q0.00	Q0.00	11/06/2013	18/06/2020	30/11/2014	Q29,128.00	Q0.00	Q29,128.00	Q10,955.45	Q2,798.83	Q0.00	FIDUCIARIOS				
Q29,408.00	Q29,408.00	Q0.00	Q0.00	12/06/2013	18/06/2020	30/09/2014	Q29,407.21	Q0.00	Q29,407.21	Q12,359.55	Q2,939.69	Q0.00	FIDUCIARIOS				
Q29,544.50	Q29,544.50	Q0.00	Q0.00	13/06/2013	18/06/2020	14/07/2014	Q29,544.50	Q0.00	Q29,544.50	Q13,773.33	Q2,940.19	Q0.00	FIDUCIARIOS				
Q29,588.00	Q29,588.00	Q0.00	Q0.00	13/06/2013	18/06/2020		Q29,588.00	Q0.00	Q29,588.00	Q13,793.35	Q1,716.62	Q0.00	FIDUCIARIOS				
Q29,666.70	Q29,666.70	Q0.00	Q0.00	13/06/2013	18/06/2020	20/11/2014	Q29,666.70	Q0.00	Q29,666.70	Q13,847.00	Q2,840.74	Q0.00	FIDUCIARIOS				
Q29,768.00	Q29,768.00	Q0.00	Q0.00	13/06/2013	18/06/2020		Q29,768.00	Q0.00	Q29,768.00	Q13,866.06	Q2,841.64	Q0.00	FIDUCIARIOS				
Q29,588.00	Q29,588.00	Q0.00	Q0.00	13/06/2013	18/06/2020	12/05/2014	Q29,588.00	Q0.00	Q29,588.00	Q13,793.35	Q2,847.69	Q0.00	FIDUCIARIOS				
Q29,948.00	Q29,948.00	Q0.00	Q0.00	09/07/2013	16/07/2020	29/08/2015	Q29,948.00	Q0.00	Q29,948.00	Q13,754.60	Q333.35	Q0.00	FIDUCIARIOS				
Q23,648.00	Q23,648.00	Q0.00	Q0.00	30/07/2013	16/07/2020	16/07/2014	Q23,648.00	Q0.00	Q23,648.00	Q13,209.97	Q2,177.03	Q0.00	FIDUCIARIOS				
Q25,168.00	Q25,168.00	Q0.00	Q0.00	30/07/2013	16/07/2020	16/07/2014	Q25,168.00	Q0.00	Q25,168.00	Q11,477.82	Q2,104.66	Q0.00	FIDUCIARIOS				
Q25,528.00	Q25,528.00	Q0.00	Q0.00	30/07/2013	16/07/2020	16/09/2014	Q25,527.09	Q0.00	Q25,527.09	Q9,386.36	Q2,149.34	Q0.00	FIDUCIARIOS				
Q29,408.00	Q29,408.00	Q0.00	Q0.00	30/07/2013	16/07/2020		Q29,408.00	Q0.00	Q29,408.00	Q12,121.60	Q2,537.49	Q0.00	FIDUCIARIOS				
Q28,508.00	Q28,508.00	Q0.00	Q0.00	30/07/2013	16/07/2020	27/09/2017	Q28,488.81	Q0.00	Q28,488.81	Q11,741.75	Q2,751.96	Q0.00	FIDUCIARIOS				
Q24,068.20	Q24,068.20	Q0.00	Q0.00	30/07/2013	16/07/2020	27/02/2017	Q24,068.35	Q0.00	Q24,068.35	Q9,909.31	Q2,294.46	Q0.00	FIDUCIARIOS				
Q23,728.00	Q23,728.00	Q0.00	Q0.00	30/07/2013	16/07/2020		Q23,728.00	Q0.00	Q23,728.00	Q10,814.33	Q1,256.79	Q0.00	FIDUCIARIOS				
Q26,428.00	Q26,428.00	Q0.00	Q0.00	30/07/2013	16/07/2020		Q26,428.00	Q0.00	Q26,428.00	Q10,809.46	Q2,527.45	Q0.00	FIDUCIARIOS				
Q24,988.00	Q24,988.00	Q0.00	Q0.00	30/07/2013	16/07/2020	02/06/2014	Q24,988.00	Q0.00	Q24,988.00	Q11,397.68	Q1,286.99	Q0.00	FIDUCIARIOS				
Q29,228.00	Q29,228.00	Q0.00	Q0.00	30/07/2013	16/07/2020	28/07/2014	Q29,228.00	Q0.00	Q29,228.00	Q11,049.67	Q1,272.68	Q0.00	FIDUCIARIOS				
Q23,288.00	Q23,288.00	Q0.00	Q0.00	30/07/2013	16/07/2020		Q23,288.00	Q0.00	Q23,288.00	Q8,766.86	Q984.75	Q0.00	FIDUCIARIOS				
Q29,948.00	Q29,948.00	Q0.00	Q0.00	30/07/2013	16/07/2020		Q29,947.97	Q0.00	Q29,947.97	Q12,341.61	Q2,576.87	Q0.00	FIDUCIARIOS				
Q29,948.00	Q29,948.00	Q0.00	Q0.00	30/07/2013	16/07/2020		Q29,947.45	Q0.00	Q29,947.45	Q12,341.57	Q1,315.87	Q0.00	FIDUCIARIOS				
Q25,528.00	Q25,528.00	Q0.00	Q0.00	31/07/2013	16/07/2020		Q25,528.00	Q0.00	Q25,528.00	Q10,534.84	Q1,113.69	Q0.00	FIDUCIARIOS				
Q28,688.00	Q28,688.00	Q0.00	Q0.00	31/07/2013	16/07/2020		Q28,688.00	Q0.00	Q28,688.00	Q12,772.01	Q1,793.20	Q0.00	FIDUCIARIOS				
Q22,809.74	Q22,809.74	Q0.00	Q0.00	31/07/2013	16/07/2020		Q10.62	Q0.00	Q0.00	Q0.00	Q0.00	Q0.00	FIDUCIARIOS				
Q25,168.00	Q25,168.00	Q0.00	Q0.00	31/07/2013	16/07/2020	23/01/2015	Q20,945.01	Q0.00	Q20,945.01	Q6,183.45	Q439.77	Q0.00	FIDUCIARIOS				
Q25,348.00	Q25,348.00	Q0.00	Q0.00	31/07/2013	16/07/2020	02/07/2014	Q25,348.00	Q0.00	Q25,348.00	Q11,557.10	Q2,448.69	Q0.00	FIDUCIARIOS				
Q29,768.00	Q29,768.00	Q0.00	Q0.00	31/07/2013	16/07/2020		Q29,768.00	Q0.00	Q29,768.00	Q13,553.25	Q2,838.84	Q0.00	FIDUCIARIOS				
Q25,986.70	Q25,986.70	Q0.00	Q0.00	31/07/2013	16/07/2020	27/07/2016	Q24,986.21	Q0.00	Q24,986.21	Q10,723.21	Q2,484.42	Q0.00	FIDUCIARIOS				
Q23,908.00	Q23,908.00	Q0.00	Q0.00	31/07/2013	16/07/2020	31/07/2017	Q23,908.00	Q0.00	Q23,908.00	Q9,876.49	Q2,393.82	Q0.00	FIDUCIARIOS				
Q24,988.00	Q24,988.00	Q0.00	Q0.00	31/07/2013	16/07/2020	11/03/2010	Q24,988.00	Q0.00	Q24,988.00	Q11,391.60	Q1,366.97	Q0.00	FIDUCIARIOS				
Q24,448.00	Q24,448.00	Q0.00	Q0.00	31/07/2013	16/07/2020	25/01/2005	Q24,448.00	Q0.00	Q24,448.00	Q11,151.93							

Número de Cuenta	Nombre Cuentahabiente	Fecha de Ingreso	Código de Cuenta	Código de Centro de Costos	Fecha de Emisión	Fecha de Vencimiento	Fecha de Pago	Saldo Capital	Capital Vigente	Capital Vencido	Saldo Intereses	Intereses a cobrar	Otras Cargas	Tipo de Cuentas	Saldo de Capital		Intereses y Otros	
															Respetables	Ajustes	Respetables	Ajustes
Q98,815.00	Q98,815.00	Q0.00	Q0.00	Q0.00	11/03/2011	04/03/2018	04/03/2016	Q77,443.02	Q77,443.02	Q22,951.65	Q3,169.65	Q0.00	PRENDARIOS-FIDUCIARIOS					
Q100,000.00	Q100,000.00	Q0.00	Q0.00	Q0.00	11/03/2011	05/03/2018	15/02/2014	Q64,987.38	Q64,987.38	Q16,255.29	Q1,590.52	Q0.00	FIDUCIARIOS					
Q100,000.00	Q100,000.00	Q0.00	Q0.00	Q0.00	06/07/2011	04/07/2018	18/02/2014	Q99,999.07	Q99,999.07	Q32,621.80	Q4,961.74	Q0.00	PRENDARIOS-FIDUCIARIOS					
Q94,536.41	Q94,536.41	Q0.00	Q0.00	Q0.00	06/07/2011	05/07/2018	05/08/2015	Q94,536.41	Q94,536.41	Q39,346.58	Q7,593.66	Q0.00	PRENDARIOS-FIDUCIARIOS					
Q100,000.00	Q100,000.00	Q0.00	Q0.00	Q0.00	06/07/2011	04/06/2018		Q100,000.00	Q100,000.00	Q41,642.57	Q6,091.21	Q0.00	PRENDARIOS-FIDUCIARIOS					
Q87,175.66	Q87,175.66	Q0.00	Q0.00	Q0.00	05/07/2011	05/07/2018	19/07/2016	Q87,175.66	Q87,175.66	Q36,260.93	Q7,002.38	Q0.00	PRENDARIOS-FIDUCIARIOS					
Q100,000.00	Q100,000.00	Q0.00	Q0.00	Q0.00	15/07/2011	04/07/2018	23/07/2006	Q42,659.28	Q42,659.28	Q0,146.63	Q702.20	Q0.00	PRENDARIOS-FIDUCIARIOS					
Q100,000.00	Q100,000.00	Q0.00	Q0.00	Q0.00	13/09/2011	05/09/2018	06/04/2016	Q99,998.70	Q99,998.70	Q31,844.75	Q1,571.53	Q0.00	PRENDARIOS-FIDUCIARIOS					
Q60,487.42	Q60,487.42	Q0.00	Q0.00	Q0.00	13/09/2011	05/09/2018	03/03/2012	Q60,484.40	Q60,484.40	Q19,257.24	Q16,623.71	Q0.00	PRENDARIOS-FIDUCIARIOS					
Q100,000.00	Q100,000.00	Q0.00	Q0.00	Q0.00	23/12/2011	05/12/2018	01/05/2019	Q99,990.42	Q99,990.42	Q38,701.81	Q4,153.75	Q0.00	PRENDARIOS-FIDUCIARIOS					
Q61,259.60	Q61,259.60	Q0.00	Q0.00	Q0.00	23/12/2012	05/12/2019		Q50,077.70	Q50,077.70	Q17,704.36	Q4,930.40	Q0.00	PRENDARIOS-FIDUCIARIOS					
Q83,559.60	Q83,559.60	Q0.00	Q0.00	Q0.00	27/12/2012	25/11/2019		Q68,290.30	Q68,290.30	Q14,762.10	Q1,394.65	Q0.00	PRENDARIOS-FIDUCIARIOS					
Q76,459.60	Q76,459.60	Q0.00	Q0.00	Q0.00	27/12/2012	05/12/2019		Q78,480.60	Q78,480.60	Q24,106.40	Q1,315.10	Q0.00	PRENDARIOS-FIDUCIARIOS					
Q70,619.82	Q70,619.82	Q0.00	Q0.00	Q0.00	27/12/2012	03/12/2019		Q70,619.82	Q70,619.82	Q31,469.39	Q2,968.66	Q0.00	PRENDARIOS-FIDUCIARIOS					
Q93,187.60	Q93,187.60	Q0.00	Q0.00	Q0.00	21/08/2013	05/08/2020		Q93,187.45	Q93,187.45	Q33,040.62	Q2,969.93	Q0.00	PRENDARIOS-FIDUCIARIOS					
Q93,187.60	Q93,187.60	Q0.00	Q0.00	Q0.00	21/08/2013	05/08/2020		Q93,187.60	Q93,187.60	Q42,214.15	Q5,144.31	Q0.00	PRENDARIOS-FIDUCIARIOS					
Q100,000.00	Q100,000.00	Q0.00	Q0.00	Q0.00	10/07/2013	02/07/2010		Q87,197.05	Q87,197.05	Q36,392.73	Q1,977.20	Q0.00	PRENDARIOS-FIDUCIARIOS					
Q97,260.03	Q97,260.03	Q0.00	Q0.00	Q0.00	30/03/2014	23/03/2009		Q81,730.98	Q81,730.98	Q52,453.58	Q6,582.75	Q0.00	PRENDARIOS-FIDUCIARIOS					
Q100,000.00	Q100,000.00	Q0.00	Q0.00	Q0.00	17/11/2016	07/11/2012	12/07/2019	Q7,101.87	Q7,101.87	Q37,142.96	Q29,999.74	Q0.00	HIPOTECARIOS					
Q100,000.00	Q100,000.00	Q0.00	Q0.00	Q0.00	16/12/2016	04/12/2015		Q98,130.06	Q98,130.06	Q41,278.77	Q14,643.22	Q0.00	PRENDARIOS					
Q100,000.00	Q100,000.00	Q0.00	Q0.00	Q0.00	02/02/2017	16/02/2016		Q100,000.00	Q100,000.00	Q43,458.96	Q31,119.97	Q0.00	PRENDARIOS					
Q100,000.00	Q100,000.00	Q0.00	Q0.00	Q0.00	05/02/2017	16/04/2015		Q100,000.00	Q100,000.00	Q43,485.66	Q15,393.65	Q0.00	PRENDARIOS					
Q100,000.00	Q100,000.00	Q0.00	Q0.00	Q0.00	08/02/2017	16/02/2016		Q100,000.00	Q100,000.00	Q43,459.13	Q31,119.97	Q0.00	PRENDARIOS					
Q100,000.00	Q100,000.00	Q0.00	Q0.00	Q0.00	08/02/2017	16/02/2016	17/07/2019	Q100,000.00	Q100,000.00	Q43,459.13	Q31,119.97	Q0.00	PRENDARIOS					
Q100,000.00	Q100,000.00	Q0.00	Q0.00	Q0.00	19/02/2017	16/02/2016		Q100,000.00	Q100,000.00	Q43,459.13	Q14,981.20	Q0.00	PRENDARIOS					
Q100,000.00	Q100,000.00	Q0.00	Q0.00	Q0.00	22/02/2017	17/02/2016		Q100,000.00	Q100,000.00	Q43,476.12	Q15,888.69	Q0.00	PRENDARIOS					
Q100,000.00	Q100,000.00	Q0.00	Q0.00	Q0.00	06/03/2017	17/03/2016		Q100,000.00	Q100,000.00	Q43,119.75	Q14,818.12	Q0.00	PRENDARIOS					
Q100,000.00	Q100,000.00	Q0.00	Q0.00	Q0.00	06/03/2017	17/03/2016	13/01/2020	Q100,000.00	Q100,000.00	Q43,120.14	Q14,806.59	Q0.00	PRENDARIOS					
Q100,000.00	Q100,000.00	Q0.00	Q0.00	Q0.00	19/03/2017	07/03/2016		Q100,000.00	Q100,000.00	Q43,090.52	Q30,616.49	Q0.00	PRENDARIOS					
Q100,000.00	Q100,000.00	Q0.00	Q0.00	Q0.00	20/03/2017	07/03/2016		Q22,445.40	Q22,445.40	Q35,474.71	Q27,170.83	Q0.00	PRENDARIOS					
Q100,000.00	Q100,000.00	Q0.00	Q0.00	Q0.00	23/03/2017	16/03/2016		Q100,000.00	Q100,000.00	Q43,846.97	Q14,742.08	Q0.00	PRENDARIOS					
Q100,000.00	Q100,000.00	Q0.00	Q0.00	Q0.00	23/03/2017	16/03/2016		Q100,000.00	Q100,000.00	Q43,847.30	Q14,738.18	Q0.00	PRENDARIOS					
Q100,000.00	Q100,000.00	Q0.00	Q0.00	Q0.00	23/03/2017	17/03/2016		Q100,000.00	Q100,000.00	Q43,119.73	Q14,741.23	Q0.00	PRENDARIOS					
Q100,000.00	Q100,000.00	Q0.00	Q0.00	Q0.00	27/03/2017	17/03/2016		Q100,000.00	Q100,000.00	Q43,120.66	Q30,747.63	Q0.00	PRENDARIOS					
Q100,000.00	Q100,000.00	Q0.00	Q0.00	Q0.00	10/04/2017	16/04/2016		Q100,000.00	Q100,000.00	Q42,713.27	Q14,564.65	Q0.00	PRENDARIOS					
Q100,000.00	Q100,000.00	Q0.00	Q0.00	Q0.00	11/04/2017	16/04/2016		Q100,000.00	Q100,000.00	Q42,570.02	Q14,206.64	Q0.00	PRENDARIOS					
Q100,000.00	Q100,000.00	Q0.00	Q0.00	Q0.00	12/04/2017	19/04/2016		Q100,000.00	Q100,000.00	Q41,871.21	Q19,330.82	Q0.00	PRENDARIOS					
Q100,000.00	Q100,000.00	Q0.00	Q0.00	Q0.00	20/04/2017	16/04/2016	28/07/2019	Q100,000.00	Q100,000.00	Q41,820.22	Q38,332.80	Q0.00	PRENDARIOS					
Q100,000.00	Q100,000.00	Q0.00	Q0.00	Q0.00	24/04/2017	19/04/2016		Q100,000.00	Q100,000.00	Q41,817.56	Q38,273.32	Q0.00	PRENDARIOS					
Q100,000.00	Q100,000.00	Q0.00	Q0.00	Q0.00	21/05/2017	23/05/2016		Q100,000.00	Q100,000.00	Q42,169.55	Q29,918.44	Q0.00	PRENDARIOS					
Q100,000.00	Q100,000.00	Q0.00	Q0.00	Q0.00	25/05/2017	16/05/2016		Q100,000.00	Q100,000.00	Q41,513.07	Q16,591.52	Q0.00	PRENDARIOS					
Q100,000.00	Q100,000.00	Q0.00	Q0.00	Q0.00	25/05/2017	20/05/2016	03/11/2014	Q100,000.00	Q100,000.00	Q42,179.53	Q29,920.89	Q0.00	PRENDARIOS					
Q100,000.00	Q100,000.00	Q0.00	Q0.00	Q0.00	20/05/2017	20/05/2016	26/11/2012	Q100,000.00	Q100,000.00	Q42,179.31	Q14,225.71	Q0.00	PRENDARIOS					
Q100,000.00	Q100,000.00	Q0.00	Q0.00	Q0.00	31/05/2017	23/05/2016	04/10/2013	Q100,000.00	Q100,000.00	Q42,169.84	Q29,918.44	Q0.00	PRENDARIOS					
Q100,000.00	Q100,000.00	Q0.00	Q0.00	Q0.00	05/06/2017	16/06/2016	05/11/2015	Q100,000.00	Q100,000.00	Q41,922.09	Q29,580.35	Q0.00	PRENDARIOS					
Q100,000.00	Q100,000.00	Q0.00	Q0.00	Q0.00	07/06/2017	06/06/2016	24/07/2019	Q100,000.00	Q100,000.00	Q42,043.50	Q14,108.50	Q0.00	PRENDARIOS					
Q100,000.00	Q100,000.00	Q0.00	Q0.00	Q0.00	11/06/2017	06/06/2016	27/03/2017	Q100,000.00	Q100,000.00	Q41,958.28	Q14,077.05	Q0.00	PRENDARIOS					
Q100,000.00	Q100,000.00	Q0.00	Q0.00	Q0.00	19/06/2017	20/06/2016	03/04/2004	Q100,000.00	Q100,000.00	Q41,776.22	Q14,030.85	Q0.00	PRENDARIOS					
Q100,000.00	Q100,000.00	Q0.00	Q0.00	Q0.00	23/06/2017	12/07/2016	05/04/2016	Q100,000.00	Q100,000.00	Q41,616.03	Q29,278.45	Q0.00	PRENDARIOS					
Q100,000.00	Q100,000.00	Q0.00	Q0.00	Q0.00	11/07/2017	16/07/2016	23/07/2014	Q100,000.00	Q100,000.00	Q41,555.69	Q13,876.13	Q0.00	PRENDARIOS					
Q100,000.00	Q100,000.00	Q0.00	Q0.00	Q0.00	08/08/2017	17/08/2016	05/04/2016	Q100,000.00	Q100,000.00	Q41,139.56	Q13,613.63	Q0.00	PRENDARIOS					
Q100,000.00	Q100,000.00	Q0.00	Q0.00	Q0.00	13/11/2017	23/11/2016	24/08/2005	Q100,000.00	Q100,000.00	Q39,928.58	Q27,684.72	Q0.00	PRENDARIOS					
Q15,935.00	Q15,935.00	Q0.00	Q0.00	Q0.00	03/10/2011	03/09/2018	02/06/2016	Q13,748.00	Q13,748.00	Q1,422.94	Q1,982.61	Q0.00	HIPOTECARIOS					
Q14,420.30	Q14,420.30	Q0.00	Q0.00	Q0.00	03/10/2011	03/09/2018	30/05/2005	Q14,420.30	Q14,420.30	Q5,220.20	Q2,621.32	Q0.00	HIPOTECARIOS					
Q2,6																		

Monto Comprobado (Aprobado)	Monto Desembolsado (con subsidio)	Presupuesto Acreditado año 2015 (de nuevo y de Vicio)	Distribución en el Comprobante mayo agosto 2015	Fecha de Cierre del Ejercicio	Fecha del último pago realizado	Saldo Capital	Capital Vigente	Capital Vigente	Saldo Intereses	Intereses en pago	Otras Exces	Tipo de Operación	Saldo de Capital				Intereses y Saldo			
													Reembolsados	Aguas	Reembolsados	Aguas	Reembolsados	Aguas	Reembolsados	Aguas
Q5,205.00	Q5,205.00	Q0.00	Q0.00	30/05/2011	05/05/2010	29/12/2011	Q11,440.08	Q0.00	Q13,440.08	Q852.05	Q197.45	Q0.00	HIPOTECARIOS							
Q10,000.00	Q10,000.00	Q0.00	Q0.00	30/09/2008	16/09/2015	21/11/2010	Q7,237.19	Q0.00	Q7,237.19	Q6,681.08	Q368.87	Q0.00	FIDUCIARIOS							
Q45,010.93	Q45,010.92	Q0.00	Q0.00	21/08/2009	06/08/2018	10/11/2011	Q17,239.69	Q0.00	Q17,239.69	Q1,722.88	Q1,874.63	Q0.00	FIDUCIARIOS							
Q10,000.00	Q10,000.00	Q0.00	Q0.00	01/03/2010	26/01/2011	07/11/2010	Q80,000.00	Q0.00	Q80,000.00	Q2,833.52	Q1,937.62	Q0.00	RENDARIOS-FIDUCIARIOS							
Q99,995.00	Q99,995.00	Q0.00	Q0.00	23/10/2006	02/10/2015	29/11/2013	Q99,999.00	Q0.00	Q99,999.00	Q99,999.92	Q16,907.53	Q0.00	FIDUCIARIOS							
Q100,000.00	Q100,000.00	Q0.00	Q0.00	14/05/2007	05/05/2016	22/05/2010	Q100,000.00	Q0.00	Q100,000.00	Q2,661.06	Q6,713.18	Q0.00	FIDUCIARIOS							
Q100,000.00	Q100,000.00	Q0.00	Q0.00	12/06/2007	06/06/2016	02/10/2010	Q100,000.00	Q0.00	Q100,000.00	Q55,733.17	Q12,740.76	Q0.00	FIDUCIARIOS							
Q85,242.07	Q85,242.07	Q0.00	Q0.00	27/11/2007	05/11/2014	12/08/2010	Q85,242.07	Q0.00	Q85,242.07	Q45,387.95	Q9,555.50	Q0.00	PRENDARIOS							
Q99,268.58	Q99,268.58	Q0.00	Q0.00	01/12/2007	05/12/2011	14/04/2016	Q36,710.84	Q0.00	Q36,710.84	Q9,952.03	Q1,345.57	Q0.00	RENDARIOS-FIDUCIARIOS							
Q100,000.00	Q100,000.00	Q0.00	Q0.00	03/01/2005	05/01/2015	15/02/2010	Q100,000.00	Q0.00	Q100,000.00	Q57,170.64	Q16,106.51	Q0.00	RENDARIOS-FIDUCIARIOS							
Q100,000.00	Q100,000.00	Q0.00	Q0.00	18/06/2013	05/06/2020	18/06/2020	Q21,799.00	Q0.00	Q21,799.00	Q7,031.17	Q2,364.64	Q0.00	HIPOTECARIOS						Q112.23	
Q100,000.00	Q100,000.00	Q0.00	Q0.00	29/12/2006	18/11/2015		Q2,488.59	Q0.00	Q2,488.59	Q16,611.06	Q2,347.46	Q0.00	FIDUCIARIOS							
Q100,000.00	Q100,000.00	Q0.00	Q0.00	11/07/2011	05/07/2020	20/10/2012	Q48,910.95	Q0.00	Q48,910.95	Q2,133.03	Q25.47	Q0.00	HIPOTECARIOS							
Q100,000.00	Q100,000.00	Q0.00	Q0.00	25/07/2007	12/09/2016	18/02/2012	Q100,000.00	Q0.00	Q100,000.00	Q43,977.93	Q23,237.38	Q0.00	RENDARIOS-FIDUCIARIOS							
Q149,054.46	Q149,054.46	Q0.00	Q0.00	20/09/2008	17/08/2017		Q2,459.37	Q0.00	Q2,459.37	Q4,487.99	Q357.36	Q0.00	RENDARIOS-FIDUCIARIOS							
Q100,000.00	Q100,000.00	Q0.00	Q0.00	27/11/2008	06/11/2017	25/05/2010	Q49,138.21	Q0.00	Q49,138.21	Q15,296.51	Q2,229.46	Q0.00	FIDUCIARIOS							
Q79,056.52	Q79,056.52	Q0.00	Q0.00	18/12/2009	05/11/2018		Q607,656.32	Q0.00	Q607,656.32	Q59,355.34	Q230,225.19	Q0.00	POTECARIOS-FIDUCIARIOS							
Q300,000.00	Q300,000.00	Q0.00	Q0.00	24/08/2010	11/07/2010		Q237,247.09	Q0.00	Q237,247.09	Q14,294.69	Q35,722.81	Q0.00	HIPOTECARIOS							
Q288,053.00	Q288,053.00	Q0.00	Q0.00	20/05/2011	20/05/2020		Q63,161.84	Q0.00	Q63,161.84	Q6,388.80	Q243.91	Q0.00	FIDUCIARIOS							
Q100,000.00	Q100,000.00	Q0.00	Q0.00	23/10/2009	19/09/2016		Q22,628.35	Q0.00	Q22,628.35	Q1,122.04	Q1,096.40	Q0.00	RENDARIOS-FIDUCIARIOS							
Q99,448.16	Q99,448.16	Q0.00	Q0.00	08/04/2010	05/04/2010		Q46,610.29	Q0.00	Q46,610.29	Q4,167.05	Q3,112.26	Q0.00	HIPOTECARIOS							
Q46,761.64	Q46,761.64	Q0.00	Q0.00	19/12/2009	14/11/2016		Q46,761.64	Q0.00	Q46,761.64	Q22,677.99	Q5,269.07	Q0.00	POTECARIOS-FIDUCIARIOS							
Q32,776.26	Q32,776.26	Q0.00	Q0.00	19/12/2009	01/7/2016		Q32,776.26	Q0.00	Q32,776.26	Q1,614.33	Q3,714.53	Q0.00	POTECARIOS-FIDUCIARIOS							
Q20,948.36	Q20,948.36	Q0.00	Q0.00	10/09/2010	05/09/2017		Q20,948.36	Q0.00	Q20,948.36	Q7,607.49	Q1,306.53	Q0.00	RENDARIOS-FIDUCIARIOS							
Q20,136.85	Q20,136.85	Q0.00	Q0.00	10/09/2010	05/09/2017		Q20,136.85	Q0.00	Q20,136.85	Q7,286.35	Q1,248.05	Q0.00	RENDARIOS-FIDUCIARIOS							
Q100,000.00	Q100,000.00	Q0.00	Q0.00	24/09/2010	21/08/2017		Q100,000.00	Q0.00	Q100,000.00	Q36,269.97	Q7,894.38	Q0.00	POTECARIOS-FIDUCIARIOS							
Q99,944.83	Q99,944.83	Q0.00	Q0.00	20/11/2010	10/11/2017	01/07/2010	Q96,543.69	Q0.00	Q96,543.69	Q22,660.13	Q1,587.29	Q0.00	FIDUCIARIOS							
Q93,585.08	Q93,585.08	Q0.00	Q0.00	04/12/2010	01/12/2017	14/06/2010	Q93,585.08	Q0.00	Q93,585.08	Q33,029.46	Q7,379.39	Q0.00	HIPOTECARIOS							
Q25,744.00	Q25,744.00	Q0.00	Q0.00	05/10/2011	05/10/2018	22/05/2010	Q25,744.00	Q0.00	Q25,744.00	Q8,100.95	Q1,713.58	Q0.00	RENDARIOS-FIDUCIARIOS							
Q25,744.00	Q25,744.00	Q0.00	Q0.00	06/10/2011	01/10/2018	22/05/2010	Q25,744.00	Q0.00	Q25,744.00	Q8,113.46	Q1,711.89	Q0.00	RENDARIOS-FIDUCIARIOS							
Q25,744.00	Q25,744.00	Q0.00	Q0.00	05/10/2011	05/10/2018		Q25,744.00	Q0.00	Q25,744.00	Q6,710.75	Q1,844.00	Q0.00	RENDARIOS-FIDUCIARIOS							
Q25,744.00	Q25,744.00	Q0.00	Q0.00	05/10/2011	05/10/2018		Q25,744.00	Q0.00	Q25,744.00	Q8,100.95	Q1,713.58	Q0.00	RENDARIOS-FIDUCIARIOS							
Q25,744.00	Q25,744.00	Q0.00	Q0.00	05/10/2011	05/10/2018		Q25,744.00	Q0.00	Q25,744.00	Q8,100.95	Q1,713.58	Q0.00	RENDARIOS-FIDUCIARIOS							
Q25,744.00	Q25,744.00	Q0.00	Q0.00	05/10/2011	05/10/2018		Q25,744.00	Q0.00	Q25,744.00	Q8,100.95	Q1,713.58	Q0.00	RENDARIOS-FIDUCIARIOS							
Q25,744.00	Q25,744.00	Q0.00	Q0.00	05/10/2011	05/10/2018	28/07/2015	Q25,744.00	Q0.00	Q25,744.00	Q8,100.95	Q1,713.58	Q0.00	RENDARIOS-FIDUCIARIOS							
Q25,744.00	Q25,744.00	Q0.00	Q0.00	05/10/2011	05/10/2018	07/02/2014	Q25,744.00	Q0.00	Q25,744.00	Q8,100.95	Q1,844.00	Q0.00	RENDARIOS-FIDUCIARIOS							
Q25,744.00	Q25,744.00	Q0.00	Q0.00	07/10/2011	05/10/2018	17/06/2013	Q25,744.00	Q0.00	Q25,744.00	Q8,100.95	Q1,844.00	Q0.00	RENDARIOS-FIDUCIARIOS							
Q25,744.00	Q25,744.00	Q0.00	Q0.00	06/10/2011	05/10/2018	05/06/2013	Q25,744.00	Q0.00	Q25,744.00	Q8,100.95	Q1,095.28	Q0.00	RENDARIOS-FIDUCIARIOS							
Q25,744.00	Q25,744.00	Q0.00	Q0.00	06/10/2011	05/10/2018	20/06/2013	Q25,744.00	Q0.00	Q25,744.00	Q8,100.95	Q1,215.30	Q0.00	RENDARIOS-FIDUCIARIOS							
Q25,744.00	Q25,744.00	Q0.00	Q0.00	13/10/2011	05/10/2018	19/10/2017	Q25,744.00	Q0.00	Q25,744.00	Q8,100.95	Q1,615.97	Q0.00	RENDARIOS-FIDUCIARIOS							
Q25,744.00	Q25,744.00	Q0.00	Q0.00	13/10/2011	05/10/2018	08/06/2013	Q25,744.00	Q0.00	Q25,744.00	Q8,100.95	Q1,713.58	Q0.00	RENDARIOS-FIDUCIARIOS							
Q25,744.00	Q25,744.00	Q0.00	Q0.00	13/10/2011	05/10/2018	25/02/2014	Q25,744.00	Q0.00	Q25,744.00	Q8,100.95	Q1,713.58	Q0.00	RENDARIOS-FIDUCIARIOS							
Q24,448.00	Q24,448.00	Q0.00	Q0.00	29/06/2012	05/06/2019		Q24,448.00	Q0.00	Q24,448.00	Q9,095.28	Q1,565.63	Q0.00	FIDUCIARIOS							
Q23,378.40	Q23,378.40	Q0.00	Q0.00	29/06/2012	05/06/2019		Q23,378.40	Q0.00	Q23,378.40	Q6,203.16	Q1,477.87	Q0.00	FIDUCIARIOS							
Q22,523.00	Q22,523.00	Q0.00	Q0.00	29/06/2012	05/06/2019	05/06/2019	Q20,771.51	Q0.00	Q20,771.51	Q4,850.93	Q535.15	Q0.00	FIDUCIARIOS							
Q24,448.00	Q24,448.00	Q0.00	Q0.00	29/06/2012	05/06/2019	19/12/2013	Q24,448.00	Q0.00	Q24,448.00	Q6,067.29	Q1,221.89	Q0.00	FIDUCIARIOS							
Q22,873.00	Q22,873.00	Q0.00	Q0.00	29/06/2012	05/06/2019	17/12/2013	Q22,873.00	Q0.00	Q22,873.00	Q7,546.84	Q1,141.55	Q0.00	FIDUCIARIOS							
Q23,048.00	Q23,048.00	Q0.00	Q0.00	29/06/2012	05/06/2019	13/12/2013	Q23,048.00	Q0.00	Q23,048.00	Q7,596.52	Q1,146.40	Q0.00	FIDUCIARIOS							
Q23,048.00	Q23,048.00	Q0.00	Q0.00	29/06/2012	05/06/2019	08/01/2015	Q23,048.00	Q0.00	Q23,048.00	Q1,599.16	Q1,146.77	Q0.00	FIDUCIARIOS							
Q23,048.00	Q23,048.00	Q0.00	Q0.00	29/06/2012	05/06/2019	24/06/2013	Q23,048.00	Q0.00	Q23,048.00	Q5,255.88	Q845.17	Q0.00	FIDUCIARIOS							
Q22,873.00	Q22,873.00	Q0.00	Q0.00	29/06/2012	05/06/2019	07/12/2013	Q22,873.00	Q0.00	Q22,873.00	Q7,541.84	Q1,141.53	Q0.00	FIDUCIARIOS							
Q22,523.00	Q22,523.00	Q0.00	Q0.00	29/06/2012	05/06/2019	27/01/2014	Q22,523.00	Q0.00	Q22,523.00	Q7,427.30	Q1,105.24	Q0.00	FIDUCIARIOS							
Q21,648.00	Q21,648.00	Q0.00	Q0.00	30/06/2012	05/06/2019	27/01/2014	Q21,648.00	Q0.00	Q21,648.00	Q7,142.28	Q1,073.31	Q0.00	FIDUCIARIOS							
Q23,748.00	Q23,748.00	Q0.00	Q0.00	30/06/2012	05/06/2019	13/10/2014	Q23,748.00	Q0.00	Q23,748.00	Q6,833.32	Q1,491.68	Q0.00	FIDUCIARIOS							
Q23,748.00	Q23,748.00	Q0.00	Q0.00	30/06/2012	05/06/2019	28/08/2014	Q23,748.00	Q0.00	Q23,748.00	Q8,833.32	Q1,491.68	Q0.00	FIDUCIARIOS							
Q22,823.00	Q22,823.00	Q0.00	Q0.00	30/06/2012	05/06/2019	14/09/2015	Q22,823.00	Q0.00	Q22,823.00	Q6,										

Monto Corredura (Aprobado)	Monto Desembolsado (Ejec. autorizada)	Derechos de Arrendamiento (de mayo a agosto 2018)	Derechos de Arrendamiento (de mayo a agosto 2018)	Fecha de Emisión del Certificado	Fecha de Emisión del Certificado	Fecha de Emisión del Certificado	Fecha de Emisión del Certificado	Saldo Capital	Capital Vigente	Capital Vigente	Saldo Intereses	Intereses en mora	Otras Cargas	Tipo de Operación	Saldo de Capital		Intereses y Mora	
															Reconstrucción	Ahorros	Reconstrucción	Ahorros
Q25,000.00	Q25,000.00	Q0.00	Q0.00	22/12/2010	16/12/2011	Q25,000.00	Q0.00	Q25,000.00	Q0.00	Q10,169.55	Q5,333.31	Q0.00	FIDUCIARIOS					
Q25,000.00	Q25,000.00	Q0.00	Q0.00	22/12/2010	16/12/2011	Q25,000.00	Q0.00	Q25,000.00	Q0.00	Q9,664.02	Q4,646.02	Q0.00	FIDUCIARIOS					
Q24,326.48	Q24,326.48	Q0.00	Q0.00	22/12/2010	16/12/2011	Q24,326.48	Q0.00	Q24,326.48	Q0.00	Q10,711.57	Q5,161.57	Q0.00	FIDUCIARIOS					
Q15,000.00	Q15,000.00	Q0.00	Q0.00	22/12/2010	16/12/2011	Q15,000.00	Q0.00	Q15,000.00	Q0.00	Q5,941.20	Q3,183.11	Q0.00	FIDUCIARIOS					
Q15,000.00	Q15,000.00	Q0.00	Q0.00	15/01/2011	16/01/2011	Q15,000.00	Q0.00	Q15,000.00	Q0.00	Q5,881.05	Q3,125.76	Q0.00	FIDUCIARIOS					
Q23,000.00	Q23,000.00	Q0.00	Q0.00	14/01/2011	11/12/2011	Q23,000.00	Q0.00	Q23,000.00	Q0.00	Q9,062.96	Q4,891.15	Q0.00	FIDUCIARIOS					
Q100,000.00	Q100,000.00	Q0.00	Q0.00	31/03/2012	16/03/2012	Q100,000.00	Q0.00	Q100,000.00	Q0.00	Q38,320.32	Q15,624.57	Q0.00	FIDUCIARIOS					
Q96,000.00	Q96,000.00	Q0.00	Q0.00	31/03/2012	16/03/2012	Q96,000.00	Q0.00	Q96,000.00	Q0.00	Q11,795.85	Q4,636.17	Q0.00	FIDUCIARIOS					
Q22,272.40	Q22,272.40	Q0.00	Q0.00	26/09/2012	16/09/2012	Q22,272.40	Q0.00	Q22,272.40	Q0.00	Q7,438.22	Q2,570.79	Q0.00	FIDUCIARIOS					
Q22,622.00	Q22,622.00	Q0.00	Q0.00	26/09/2012	16/09/2012	Q22,622.00	Q0.00	Q22,622.00	Q0.00	Q7,172.78	Q2,824.64	Q0.00	FIDUCIARIOS					
Q22,272.40	Q22,272.40	Q0.00	Q0.00	27/09/2012	16/09/2012	Q22,272.40	Q0.00	Q22,272.40	Q0.00	Q7,066.87	Q2,972.66	Q0.00	FIDUCIARIOS					
Q23,497.40	Q23,497.40	Q0.00	Q0.00	25/10/2012	16/10/2012	Q23,497.40	Q0.00	Q23,497.40	Q0.00	Q8,281.87	Q3,997.02	Q0.00	FIDUCIARIOS					
Q17,335.31	Q17,335.31	Q0.00	Q0.00	29/11/2012	16/11/2012	Q17,335.31	Q0.00	Q17,335.31	Q0.00	Q5,383.13	Q2,193.13	Q0.00	FIDUCIARIOS					
Q24,193.17	Q24,193.17	Q0.00	Q0.00	09/10/2012	16/12/2012	Q24,193.17	Q0.00	Q24,193.17	Q0.00	Q8,281.87	Q3,997.02	Q0.00	FIDUCIARIOS					
Q21,513.68	Q21,513.68	Q0.00	Q0.00	09/10/2012	16/12/2012	Q21,513.68	Q0.00	Q21,513.68	Q0.00	Q8,281.87	Q3,997.02	Q0.00	FIDUCIARIOS					
Q26,937.80	Q26,937.80	Q0.00	Q0.00	22/03/2013	16/03/2013	Q26,937.80	Q0.00	Q26,937.80	Q0.00	Q10,711.57	Q5,161.57	Q0.00	FIDUCIARIOS					
Q73,085.57	Q73,085.57	Q0.00	Q0.00	22/03/2013	16/03/2013	Q73,085.57	Q0.00	Q73,085.57	Q0.00	Q18,245.91	Q8,696.55	Q0.00	FIDUCIARIOS					
Q22,468.00	Q22,468.00	Q0.00	Q0.00	31/05/2013	16/05/2013	Q22,468.00	Q0.00	Q22,468.00	Q0.00	Q9,631.24	Q4,044.27	Q0.00	FIDUCIARIOS					
Q26,428.00	Q26,428.00	Q0.00	Q0.00	31/05/2013	16/05/2013	Q26,428.00	Q0.00	Q26,428.00	Q0.00	Q11,361.91	Q4,130.07	Q0.00	FIDUCIARIOS					
Q21,108.00	Q21,108.00	Q0.00	Q0.00	31/05/2013	16/05/2013	Q21,108.00	Q0.00	Q21,108.00	Q0.00	Q9,472.02	Q4,031.24	Q0.00	FIDUCIARIOS					
Q24,808.00	Q24,808.00	Q0.00	Q0.00	31/05/2013	16/05/2013	Q24,808.00	Q0.00	Q24,808.00	Q0.00	Q10,647.76	Q4,165.54	Q0.00	FIDUCIARIOS					
Q24,988.00	Q24,988.00	Q0.00	Q0.00	31/05/2013	16/05/2013	Q24,988.00	Q0.00	Q24,988.00	Q0.00	Q10,647.76	Q4,165.54	Q0.00	FIDUCIARIOS					
Q29,848.00	Q29,848.00	Q0.00	Q0.00	31/05/2013	16/05/2013	Q29,848.00	Q0.00	Q29,848.00	Q0.00	Q12,941.71	Q4,426.52	Q0.00	FIDUCIARIOS					
Q23,908.00	Q23,908.00	Q0.00	Q0.00	31/05/2013	16/05/2013	Q23,908.00	Q0.00	Q23,908.00	Q0.00	Q10,375.42	Q4,131.65	Q0.00	FIDUCIARIOS					
Q23,548.00	Q23,548.00	Q0.00	Q0.00	31/05/2013	16/05/2013	Q23,548.00	Q0.00	Q23,548.00	Q0.00	Q10,107.27	Q4,101.58	Q0.00	FIDUCIARIOS					
Q23,548.00	Q23,548.00	Q0.00	Q0.00	21/06/2013	16/06/2013	Q23,548.00	Q0.00	Q23,548.00	Q0.00	Q10,107.27	Q4,101.58	Q0.00	FIDUCIARIOS					
Q23,168.00	Q23,168.00	Q0.00	Q0.00	21/06/2013	16/06/2013	Q23,168.00	Q0.00	Q23,168.00	Q0.00	Q9,837.17	Q4,015.91	Q0.00	FIDUCIARIOS					
Q24,088.00	Q24,088.00	Q0.00	Q0.00	21/06/2013	16/06/2013	Q24,088.00	Q0.00	Q24,088.00	Q0.00	Q10,805.19	Q4,471.51	Q0.00	FIDUCIARIOS					
Q24,448.00	Q24,448.00	Q0.00	Q0.00	21/06/2013	16/06/2013	Q24,448.00	Q0.00	Q24,448.00	Q0.00	Q10,805.19	Q4,471.51	Q0.00	FIDUCIARIOS					
Q22,468.00	Q22,468.00	Q0.00	Q0.00	21/06/2013	16/06/2013	Q22,468.00	Q0.00	Q22,468.00	Q0.00	Q9,448.25	Q4,007.73	Q0.00	FIDUCIARIOS					
Q23,548.00	Q23,548.00	Q0.00	Q0.00	21/06/2013	16/06/2013	Q23,548.00	Q0.00	Q23,548.00	Q0.00	Q9,730.03	Q4,091.99	Q0.00	FIDUCIARIOS					
Q22,108.00	Q22,108.00	Q0.00	Q0.00	21/06/2013	16/06/2013	Q22,108.00	Q0.00	Q22,108.00	Q0.00	Q10,263.61	Q4,267.61	Q0.00	FIDUCIARIOS					
Q24,509.30	Q24,509.30	Q0.00	Q0.00	21/06/2013	16/06/2013	Q24,509.30	Q0.00	Q24,509.30	Q0.00	Q10,399.96	Q4,111.19	Q0.00	FIDUCIARIOS					
Q23,188.00	Q23,188.00	Q0.00	Q0.00	21/06/2013	16/06/2013	Q23,188.00	Q0.00	Q23,188.00	Q0.00	Q10,655.93	Q4,131.91	Q0.00	FIDUCIARIOS					
Q24,268.00	Q24,268.00	Q0.00	Q0.00	21/06/2013	16/06/2013	Q24,268.00	Q0.00	Q24,268.00	Q0.00	Q10,233.63	Q4,099.91	Q0.00	FIDUCIARIOS					
Q26,191.40	Q26,191.40	Q0.00	Q0.00	21/06/2013	16/06/2013	Q26,191.40	Q0.00	Q26,191.40	Q0.00	Q11,039.53	Q4,176.64	Q0.00	FIDUCIARIOS					
Q27,508.00	Q27,508.00	Q0.00	Q0.00	21/06/2013	16/06/2013	Q27,508.00	Q0.00	Q27,508.00	Q0.00	Q12,664.15	Q4,563.54	Q0.00	FIDUCIARIOS					
Q24,448.00	Q24,448.00	Q0.00	Q0.00	21/06/2013	16/06/2013	Q24,448.00	Q0.00	Q24,448.00	Q0.00	Q9,951.74	Q4,151.59	Q0.00	FIDUCIARIOS					
Q23,008.00	Q23,008.00	Q0.00	Q0.00	21/06/2013	16/06/2013	Q23,008.00	Q0.00	Q23,008.00	Q0.00	Q9,747.93	Q4,071.11	Q0.00	FIDUCIARIOS					
Q28,948.00	Q28,948.00	Q0.00	Q0.00	22/06/2013	16/06/2013	Q28,948.00	Q0.00	Q28,948.00	Q0.00	Q13,490.14	Q4,673.67	Q0.00	FIDUCIARIOS					
Q25,348.00	Q25,348.00	Q0.00	Q0.00	20/07/2013	16/07/2013	Q25,348.00	Q0.00	Q25,348.00	Q0.00	Q11,447.22	Q4,404.23	Q0.00	FIDUCIARIOS					
Q28,308.00	Q28,308.00	Q0.00	Q0.00	20/07/2013	16/07/2013	Q28,308.00	Q0.00	Q28,308.00	Q0.00	Q13,224.59	Q4,616.42	Q0.00	FIDUCIARIOS					
Q23,908.00	Q23,908.00	Q0.00	Q0.00	20/07/2013	16/07/2013	Q23,908.00	Q0.00	Q23,908.00	Q0.00	Q10,796.58	Q4,136.65	Q0.00	FIDUCIARIOS					
Q23,188.00	Q23,188.00	Q0.00	Q0.00	20/07/2013	16/07/2013	Q23,188.00	Q0.00	Q23,188.00	Q0.00	Q10,489.46	Q4,292.71	Q0.00	FIDUCIARIOS					
Q24,268.00	Q24,268.00	Q0.00	Q0.00	20/07/2013	16/07/2013	Q24,268.00	Q0.00	Q24,268.00	Q0.00	Q10,024.94	Q4,332.55	Q0.00	FIDUCIARIOS					
Q24,988.00	Q24,988.00	Q0.00	Q0.00	20/07/2013	16/07/2013	Q24,988.00	Q0.00	Q24,988.00	Q0.00	Q9,730.03	Q4,239.39	Q0.00	FIDUCIARIOS					
Q23,548.00	Q23,548.00	Q0.00	Q0.00	20/07/2013	16/07/2013	Q23,548.00	Q0.00	Q23,548.00	Q0.00	Q10,632.81	Q4,160.22	Q0.00	FIDUCIARIOS					
Q23,188.00	Q23,188.00	Q0.00	Q0.00	20/07/2013	16/07/2013	Q23,188.00	Q0.00	Q23,188.00	Q0.00	Q10,469.46	Q4,292.71	Q0.00	FIDUCIARIOS					
Q22,648.00	Q22,648.00	Q0.00	Q0.00	01/08/2013	17/08/2013	Q22,648.00	Q0.00	Q22,648.00	Q0.00	Q9,993.98	Q4,230.48	Q0.00	FIDUCIARIOS					
Q22,588.00	Q22,588.00	Q0.00	Q0.00	01/08/2013	17/08/2013	Q22,588.00	Q0.00	Q22,588.00	Q0.00	Q9,788.22	Q4,092.93	Q0.00	FIDUCIARIOS					
Q23,368.00	Q23,368.00	Q0.00	Q0.00	01/08/2013	17/08/2013	Q23,368.00	Q0.00	Q23,368.00	Q0.00	Q9,211.65	Q4,065.36	Q0.00	FIDUCIARIOS					
Q26,086.20	Q26,086.20	Q0.00	Q0.00	01/08/2013	17/08/2013	Q26,086.20	Q0.00	Q26,086.20	Q0.00	Q10,299.52	Q4,087.78	Q0.00	FIDUCIARIOS					
Q16,003.00	Q16,003.00	Q0.00	Q0.00	22/12/2010	11/12/2017	Q16,003.00	Q0.00	Q16,003.00	Q0.00	Q16,003.00	Q1,187.29	Q0.00	FIDUCIARIOS					
Q14,024.00	Q14,024.00	Q0.00	Q0.00	22/12/2010	11/12/2017	Q14,024.00	Q0.00	Q14,024.00	Q0.00	Q5,274.44	Q1,060.14	Q0.00	FIDUCIARIOS					
Q16,003.00	Q16,003.00	Q0.00	Q0.00	22/12/2010	11/12/2017	Q16,003.00	Q0.00	Q16,003.00	Q0.00	Q5,623.93	Q1,168.01	Q0.00	FIDUCIARIOS					
Q28,000.00	Q28,000.00	Q0.00	Q0.00	22/12/2010	16/11/2017	Q28,000.00	Q0.00	Q28,000.00	Q0.00	Q8,969.81	Q4,550.54	Q0.00	FIDUCIARIOS					
Q15,000.00	Q15,000.00	Q0.00	Q0.00	22/12/2010	11/12/2017	Q15,000.00	Q0.00	Q15,000.00	Q0.00	Q5,641.10	Q1,151.53	Q0.00	FIDUCIARIOS					
Q15,000.00	Q15,000.00	Q0.00	Q0.00	22/12/2010	11/12/2017	Q15,000.00	Q0.00	Q15,000.00	Q0.00	Q5,641.10	Q1,151.53	Q0.00	FIDUCIARIOS					
Q20,076.00	Q20,076.00	Q0.00	Q0.00	22/12/2010	11/12/2017	Q20,076.00	Q0.00	Q20,076.00	Q0.00	Q5,541.01	Q1,536.90	Q0.00	FIDUCIARIOS					
Q18,482.00	Q18,482.00	Q0.00	Q0.00	22/12/2010	11/12/2017	Q18,482.00	Q0.00	Q18,482.00	Q0.00	Q5,340.60	Q1,013.78	Q0.00	FIDUCIARIOS					
Q20,170.00	Q20,170.00	Q0.00	Q															

Meses Cuentas (Aprobado)	Meses Determinación de la subvención	Presupuesto Anualizado del 01/01/09 (de cuenta a la fecha)	Presupuesto en el "Cuentapropio" mayo - agosto 2010	Fecha de Cuentas del Proceso	Fecha del documento de Proceso	Fecha del último pago realizado	Saldo Capital	Capital Utopico	Capital Vacío	Saldo Intereses	Ingresos en mora	Otros Cargos	Tipo de Garantías	Saldo de Capital			
														Reprogramación		Ingresos y Mora	
														Reprogramación	Ahoros	Reprogramación	Ahoros
Q18,500.00	Q18,500.00	Q0.00	Q0.00	27-05-2011	15-05-2018		Q18,500.00	Q0.00	Q18,500.00	Q7,503.47	Q3,522.42	Q0.00	FIDUCIARIOS				
Q18,500.00	Q18,500.00	Q0.00	Q0.00	27-05-2011	15-05-2018		Q18,500.00	Q0.00	Q18,500.00	Q6,996.09	Q3,522.42	Q0.00	FIDUCIARIOS				
Q18,500.00	Q18,500.00	Q0.00	Q0.00	27-05-2011	15-05-2018	12/12/2012	Q18,500.00	Q0.00	Q18,500.00	Q7,503.47	Q3,522.42	Q0.00	FIDUCIARIOS				
Q18,500.00	Q18,500.00	Q0.00	Q0.00	27-05-2011	15-05-2018	31/05/2012	Q18,500.00	Q0.00	Q18,500.00	Q7,503.47	Q3,522.42	Q0.00	FIDUCIARIOS				
Q18,500.00	Q18,500.00	Q0.00	Q0.00	27-05-2011	15-05-2018	23-06-2019	Q18,500.00	Q0.00	Q18,500.00	Q7,503.47	Q3,522.42	Q0.00	FIDUCIARIOS				
Q18,500.00	Q18,500.00	Q0.00	Q0.00	27-05-2011	15-05-2018	23-04-2011	Q15,117.96	Q0.00	Q15,117.96	Q4,351.53	Q2,556.09	Q0.00	FIDUCIARIOS				
Q18,500.00	Q18,500.00	Q0.00	Q0.00	27-05-2011	15-05-2018		Q18,500.00	Q0.00	Q18,500.00	Q6,996.09	Q3,522.42	Q0.00	FIDUCIARIOS				
Q18,500.00	Q18,500.00	Q0.00	Q0.00	27-05-2011	15-05-2018	20/05/2011	Q18,500.00	Q0.00	Q18,500.00	Q7,503.47	Q3,522.42	Q0.00	FIDUCIARIOS				
Q18,500.00	Q18,500.00	Q0.00	Q0.00	28-03-2011	15-05-2018		Q18,500.00	Q0.00	Q18,500.00	Q6,996.09	Q3,522.42	Q0.00	FIDUCIARIOS				
Q18,000.00	Q18,000.00	Q0.00	Q0.00	28-03-2011	15-05-2018		Q18,000.00	Q0.00	Q18,000.00	Q7,567.67	Q3,404.63	Q0.00	FIDUCIARIOS				
Q21,372.33	Q21,372.33	Q0.00	Q0.00	02-06-2011	15-06-2018		Q21,372.33	Q0.00	Q21,372.33	Q7,615.30	Q3,564.27	Q0.00	FIDUCIARIOS				
Q21,372.33	Q21,372.33	Q0.00	Q0.00	02-06-2011	16/01/2012		Q21,372.33	Q0.00	Q21,372.33	Q8,999.70	Q5,481.03	Q0.00	FIDUCIARIOS				
Q18,500.00	Q18,500.00	Q0.00	Q0.00	02-06-2011	16-06-2018	28-07-2019	Q18,500.00	Q0.00	Q18,500.00	Q7,804.63	Q3,464.67	Q0.00	FIDUCIARIOS				
Q21,372.33	Q21,372.33	Q0.00	Q0.00	02-06-2011	15-06-2018	13/01/2020	Q21,372.33	Q0.00	Q21,372.33	Q7,976.13	Q3,864.27	Q0.00	FIDUCIARIOS				
Q18,000.00	Q18,000.00	Q0.00	Q0.00	02-06-2011	15-06-2018		Q18,000.00	Q0.00	Q18,000.00	Q6,715.81	Q3,336.20	Q0.00	FIDUCIARIOS				
Q18,500.00	Q18,500.00	Q0.00	Q0.00	06-06-2011	06-06-2018	29-06-2019	Q18,500.00	Q0.00	Q18,500.00	Q7,937.63	Q3,251.12	Q0.00	FIDUCIARIOS				
Q18,500.00	Q18,500.00	Q0.00	Q0.00	06-06-2011	15-06-2018		Q18,500.00	Q0.00	Q18,500.00	Q7,430.63	Q3,359.29	Q0.00	FIDUCIARIOS				
Q18,500.00	Q18,500.00	Q0.00	Q0.00	06-06-2011	15-06-2018		Q18,500.00	Q0.00	Q18,500.00	Q7,795.85	Q3,466.54	Q0.00	FIDUCIARIOS				
Q18,000.00	Q18,000.00	Q0.00	Q0.00	06-06-2011	15-06-2018	28-07-2019	Q18,000.00	Q0.00	Q18,000.00	Q6,715.03	Q3,336.20	Q0.00	FIDUCIARIOS				
Q18,500.00	Q18,500.00	Q0.00	Q0.00	06-06-2011	15-06-2018	16/11/2011	Q18,500.00	Q0.00	Q18,500.00	Q7,795.85	Q3,466.54	Q0.00	FIDUCIARIOS				
Q18,500.00	Q18,500.00	Q0.00	Q0.00	06-06-2011	15-06-2018	11-01-2014	Q18,500.00	Q0.00	Q18,500.00	Q7,795.85	Q3,527.87	Q0.00	FIDUCIARIOS				
Q18,500.00	Q18,500.00	Q0.00	Q0.00	06-06-2011	15-06-2018	27/12/2013	Q18,500.00	Q0.00	Q18,500.00	Q7,795.85	Q3,527.87	Q0.00	FIDUCIARIOS				
Q18,500.00	Q18,500.00	Q0.00	Q0.00	06-06-2011	15-06-2018	09/01/2013	Q18,500.00	Q0.00	Q18,500.00	Q7,795.85	Q3,527.87	Q0.00	FIDUCIARIOS				
Q18,500.00	Q18,500.00	Q0.00	Q0.00	06-06-2011	15-06-2018	30/12/2013	Q18,500.00	Q0.00	Q18,500.00	Q6,899.33	Q3,466.54	Q0.00	FIDUCIARIOS				
Q19,250.00	Q19,250.00	Q0.00	Q0.00	06-06-2011	15-06-2018	31/07/2014	Q19,250.00	Q0.00	Q19,250.00	Q7,903.67	Q3,287.86	Q0.00	FIDUCIARIOS				
Q19,500.00	Q19,500.00	Q0.00	Q0.00	06-06-2011	15-06-2018	02-06-2019	Q19,500.00	Q0.00	Q19,500.00	Q8,182.97	Q3,621.19	Q0.00	FIDUCIARIOS				
Q18,500.00	Q18,500.00	Q0.00	Q0.00	06-06-2011	15-06-2018	03-07-2019	Q15,250.00	Q0.00	Q15,250.00	Q7,634.69	Q3,199.89	Q0.00	FIDUCIARIOS				
Q18,500.00	Q18,500.00	Q0.00	Q0.00	09-06-2011	15-06-2018		Q18,500.00	Q0.00	Q18,500.00	Q7,789.01	Q3,486.13	Q0.00	FIDUCIARIOS				
Q18,500.00	Q18,500.00	Q0.00	Q0.00	09-06-2011	16-06-2018		Q18,500.00	Q0.00	Q18,500.00	Q7,789.01	Q3,464.67	Q0.00	FIDUCIARIOS				
Q23,810.50	Q23,810.50	Q0.00	Q0.00	09-06-2011	15-06-2018		Q23,810.50	Q0.00	Q23,810.50	Q7,846.11	Q3,199.87	Q0.00	FIDUCIARIOS				
Q26,505.75	Q26,505.75	Q0.00	Q0.00	14/12/2011	17/12/2018	21-05-2015	Q26,505.75	Q0.00	Q26,505.75	Q8,099.50	Q3,143.09	Q0.00	FIDUCIARIOS				
Q26,505.75	Q26,505.75	Q0.00	Q0.00	14/12/2011	17/12/2018	30-03-2015	Q26,505.75	Q0.00	Q26,505.75	Q8,099.53	Q3,315.55	Q0.00	FIDUCIARIOS				
Q26,505.75	Q26,505.75	Q0.00	Q0.00	14/12/2011	17/12/2018	26/03/2015	Q26,505.75	Q0.00	Q26,505.75	Q8,099.50	Q3,315.55	Q0.00	FIDUCIARIOS				
Q26,505.75	Q26,505.75	Q0.00	Q0.00	14/12/2011	17/12/2018		Q14,651.75	Q0.00	Q14,651.75	Q3,101.90	Q2,397.96	Q0.00	FIDUCIARIOS				
Q26,505.75	Q26,505.75	Q0.00	Q0.00	14/12/2011	17/12/2018	20/05/2013	Q26,505.01	Q0.00	Q26,505.01	Q8,099.50	Q3,143.09	Q0.00	FIDUCIARIOS				
Q26,505.75	Q26,505.75	Q0.00	Q0.00	14/12/2011	17/12/2018	31-07-2019	Q26,505.75	Q0.00	Q26,505.75	Q8,099.53	Q3,315.55	Q0.00	FIDUCIARIOS				
Q26,505.75	Q26,505.75	Q0.00	Q0.00	15/12/2011	17/12/2018		Q26,505.75	Q0.00	Q26,505.75	Q8,099.53	Q3,676.65	Q0.00	FIDUCIARIOS				
Q26,505.75	Q26,505.75	Q0.00	Q0.00	15/12/2011	17/12/2018		Q23,465.98	Q0.00	Q23,465.98	Q7,737.51	Q673.47	Q0.00	FIDUCIARIOS				
Q29,937.00	Q29,937.00	Q0.00	Q0.00	14/04/2012	11-03-2019		Q29,937.00	Q0.00	Q29,937.00	Q11,414.83	Q4,539.19	Q0.00	FIDUCIARIOS				
Q29,937.00	Q29,937.00	Q0.00	Q0.00	14/04/2012	11-03-2019		Q29,937.00	Q0.00	Q29,937.00	Q11,414.83	Q4,539.19	Q0.00	FIDUCIARIOS				
Q29,937.00	Q29,937.00	Q0.00	Q0.00	14/04/2012	11-03-2019		Q29,937.00	Q0.00	Q29,937.00	Q11,414.83	Q4,539.19	Q0.00	FIDUCIARIOS				
Q29,937.00	Q29,937.00	Q0.00	Q0.00	14/04/2012	11-03-2019		Q24,456.76	Q0.00	Q24,456.76	Q6,060.94	Q3,191.56	Q0.00	FIDUCIARIOS				
Q29,937.00	Q29,937.00	Q0.00	Q0.00	14/04/2012	11-03-2019		Q24,455.41	Q0.00	Q24,455.41	Q6,060.92	Q3,191.56	Q0.00	FIDUCIARIOS				
Q29,937.00	Q29,937.00	Q0.00	Q0.00	14/04/2012	11-03-2019		Q24,455.92	Q0.00	Q24,455.92	Q6,060.84	Q3,191.56	Q0.00	FIDUCIARIOS				
Q29,937.00	Q29,937.00	Q0.00	Q0.00	14/04/2012	11-03-2019		Q29,937.00	Q0.00	Q29,937.00	Q11,414.83	Q4,539.19	Q0.00	FIDUCIARIOS				
Q29,937.00	Q29,937.00	Q0.00	Q0.00	14/04/2012	11-03-2019		Q29,937.00	Q0.00	Q29,937.00	Q11,414.83	Q4,539.19	Q0.00	FIDUCIARIOS				
Q26,727.87	Q26,727.87	Q0.00	Q0.00	16/04/2012	14/03/2019		Q26,727.87	Q0.00	Q26,727.87	Q9,328.80	Q4,039.96	Q0.00	FIDUCIARIOS				
Q26,727.87	Q26,727.87	Q0.00	Q0.00	16/04/2012	14/03/2019		Q26,727.87	Q0.00	Q26,727.87	Q9,184.96	Q4,039.96	Q0.00	FIDUCIARIOS				
Q26,727.87	Q26,727.87	Q0.00	Q0.00	16/04/2012	14/03/2019	15/06/2019	Q26,727.87	Q0.00	Q26,727.87	Q9,184.96	Q4,039.96	Q0.00	FIDUCIARIOS				
Q26,727.87	Q26,727.87	Q0.00	Q0.00	16/04/2012	14/03/2019		Q26,727.87	Q0.00	Q26,727.87	Q9,184.96	Q4,039.96	Q0.00	FIDUCIARIOS				
Q26,727.87	Q26,727.87	Q0.00	Q0.00	16/04/2012	14/03/2019		Q26,727.87	Q0.00	Q26,727.87	Q9,184.96	Q4,039.96	Q0.00	FIDUCIARIOS				
Q26,727.87	Q26,727.87	Q0.00	Q0.00	16/04/2012	14/03/2019		Q26,727.87	Q0.00	Q26,727.87	Q9,184.96	Q4,039.96	Q0.00	FIDUCIARIOS				
Q26,727.87	Q26,727.87	Q0.00	Q0.00	16/04/2012	14/03/2019		Q26,727.87	Q0.00	Q26,727.87	Q9,184.96	Q4,039.96	Q0.00	FIDUCIARIOS				
Q26,727.87	Q26,727.87	Q0.00	Q0.00	16/04/2012	14/03/2019		Q26,727.87	Q0.00	Q26,727.87	Q9,184.96	Q4,039.96	Q0.00	FIDUCIARIOS				
Q26,727.87	Q26,727.87	Q0.00	Q0.00	16/04/2012	14/03/2019	01-06-2019	Q26,727.87	Q0.00	Q26,727.87	Q9,184.96	Q4,039.96	Q0.00	FIDUCIARIOS				
Q26,727.87	Q26,727.87	Q0.00	Q0.00	16/04/2012	14/03/2019		Q26,727.87	Q0.00	Q26,727.87	Q9,184.96	Q4,039.96	Q0.00	FIDUCIARIOS				
Q26,727.87	Q26,727.87	Q0.00	Q0.00	16/04/2012	14/03/2019		Q26,727.87	Q0.00	Q26,727.87	Q9,184.96	Q4,039.96	Q0.00	FIDUCIARIOS				
Q26,727.87	Q26,727.87	Q0.00	Q0.00	16/04/2012	14/03/2019	16-04/2015	Q26,727.87	Q0.00	Q26,727.87	Q9,184.96	Q4,039.96	Q0.00	FIDUCIARIOS				
Q26,727.87	Q26,727.87	Q0.00	Q0.00	16/04/2012	14/03/2019		Q26,727.87	Q0.00	Q26,727.87	Q9,184.96	Q4,039.96	Q0.00	FIDUCIARIOS				
Q26,727.87	Q26,727.87	Q0.00	Q0.00	16/04/2012	14/03/2019	12-07/2019	Q26,727.87	Q0.00	Q26,727.87	Q9,184.96	Q4,039.96	Q0.00	FIDUCIARIOS				
Q26,727.87	Q26,727.87	Q0.00	Q0.00	16/04/2012	14/03/2019	23-04/2014	Q26,727.87	Q0.00	Q26,727.87	Q9,1							

Adm. Clasificada (Aprobada)	Monto Desembolsado hasta la fecha	Derechos Arrendados (Aprobados)	Derechos Arrendados (Aprobados)	Derechos Arrendados (Aprobados)	Fecha de Emisión del Préstamo	Fecha del vencimiento del Préstamo	Fecha del último pago realizado	Saldo Capital	Capital Vigente	Capital Variable	Saldo Intereses	Intereses vencidos	Otros Cargos	Tipo de Garantía	Saldo de Capital			
															Reprogramación		Intereses y Otros	
															Reprogramación	Ajustes	Reprogramación	Ajustes
Q24,973.00	Q24,973.00	Q0.00	Q0.00	28/06/2012	17/06/2019	04/10/2013	Q24,973.00	Q0.00	Q24,973.00	Q0.00	Q9,279.00	Q3,502.72	Q0.00	FIDUCIARIOS				
Q24,973.00	Q24,973.00	Q0.00	Q0.00	28/06/2012	17/06/2019	01/07/2014	Q24,973.00	Q0.00	Q24,973.00	Q0.00	Q9,277.82	Q3,538.43	Q0.00	FIDUCIARIOS				
Q24,253.40	Q24,253.40	Q0.00	Q0.00	28/06/2012	17/06/2019	23/10/2015	Q24,253.40	Q0.00	Q24,253.40	Q0.00	Q9,025.89	Q3,524.12	Q0.00	FIDUCIARIOS				
Q26,727.87	Q26,727.87	Q0.00	Q0.00	28/06/2012	17/06/2019	17/06/2014	Q26,727.87	Q0.00	Q26,727.87	Q0.00	Q9,944.45	Q3,761.14	Q0.00	FIDUCIARIOS				
Q25,148.00	Q25,148.00	Q0.00	Q0.00	28/06/2012	17/06/2019	29/05/2019	Q25,148.00	Q0.00	Q25,148.00	Q0.00	Q9,353.42	Q3,636.30	Q0.00	FIDUCIARIOS				
Q24,790.40	Q24,790.40	Q0.00	Q0.00	28/06/2012	17/06/2019		Q24,790.40	Q0.00	Q24,790.40	Q0.00	Q8,108.89	Q3,486.94	Q0.00	FIDUCIARIOS				
Q24,273.00	Q24,273.00	Q0.00	Q0.00	28/06/2012	17/06/2019		Q24,273.00	Q0.00	Q24,273.00	Q0.00	Q9,029.98	Q3,415.99	Q0.00	FIDUCIARIOS				
Q23,923.00	Q23,923.00	Q0.00	Q0.00	28/06/2012	27/05/2019	16/05/2014	Q23,923.00	Q0.00	Q23,923.00	Q0.00	Q7,897.92	Q3,399.63	Q0.00	FIDUCIARIOS				
Q24,790.40	Q24,790.40	Q0.00	Q0.00	28/06/2012	17/06/2019	22/07/2013	Q24,790.40	Q0.00	Q24,790.40	Q0.00	Q7,026.80	Q3,486.94	Q0.00	FIDUCIARIOS				
Q24,790.40	Q24,790.40	Q0.00	Q0.00	28/06/2012	27/05/2019	06/04/2016	Q24,790.40	Q0.00	Q24,790.40	Q0.00	Q8,116.84	Q3,522.59	Q0.00	FIDUCIARIOS				
Q23,398.00	Q23,398.00	Q0.00	Q0.00	28/06/2012	17/06/2019	24/06/2013	Q23,398.00	Q0.00	Q23,398.00	Q0.00	Q6,639.53	Q3,296.46	Q0.00	FIDUCIARIOS				
Q24,973.00	Q24,973.00	Q0.00	Q0.00	28/06/2012	17/06/2019	06/08/2015	Q24,973.00	Q0.00	Q24,973.00	Q0.00	Q8,188.97	Q3,502.72	Q0.00	FIDUCIARIOS				
Q24,098.00	Q24,098.00	Q0.00	Q0.00	28/06/2012	17/06/2019	27/05/2019	Q24,098.00	Q0.00	Q24,098.00	Q0.00	Q8,635.09	Q3,355.19	Q0.00	FIDUCIARIOS				
Q21,473.00	Q21,473.00	Q0.00	Q0.00	28/06/2012	27/05/2019		Q17,544.72	Q0.00	Q17,544.72	Q0.00	Q4,192.92	Q2,136.99	Q0.00	FIDUCIARIOS				
Q24,098.00	Q24,098.00	Q0.00	Q0.00	28/06/2012	17/06/2019	18/16/2015	Q24,098.00	Q0.00	Q24,098.00	Q0.00	Q8,825.06	Q3,355.19	Q0.00	FIDUCIARIOS				
Q25,148.00	Q25,148.00	Q0.00	Q0.00	29/06/2012	17/06/2019	14/05/2013	Q25,148.00	Q0.00	Q25,148.00	Q0.00	Q7,163.82	Q3,445.42	Q0.00	FIDUCIARIOS				
Q25,129.40	Q25,129.40	Q0.00	Q0.00	29/06/2012	12/06/2019	23/06/2015	Q25,129.40	Q0.00	Q25,129.40	Q0.00	Q7,128.40	Q3,557.89	Q0.00	FIDUCIARIOS				
Q23,223.00	Q23,223.00	Q0.00	Q0.00	29/06/2012	27/05/2019		Q23,223.00	Q0.00	Q23,223.00	Q0.00	Q6,630.55	Q3,286.60	Q0.00	FIDUCIARIOS				
Q24,448.00	Q24,448.00	Q0.00	Q0.00	29/06/2012	27/05/2019		Q24,448.37	Q0.00	Q24,448.37	Q0.00	Q6,974.49	Q3,476.76	Q0.00	FIDUCIARIOS				
Q26,084.20	Q26,084.20	Q0.00	Q0.00	29/06/2012	27/05/2019		Q26,084.20	Q0.00	Q26,084.20	Q0.00	Q5,523.58	Q3,789.94	Q0.00	FIDUCIARIOS				
Q25,128.40	Q25,128.40	Q0.00	Q0.00	29/06/2012	27/05/2019	12/07/2019	Q25,128.40	Q0.00	Q25,128.40	Q0.00	Q4,832.12	Q3,491.48	Q0.00	FIDUCIARIOS				
Q24,830.00	Q24,830.00	Q0.00	Q0.00	29/06/2012	27/05/2019		Q24,828.83	Q0.00	Q24,828.83	Q0.00	Q6,139.54	Q3,537.85	Q0.00	FIDUCIARIOS				
Q23,398.00	Q23,398.00	Q0.00	Q0.00	29/06/2012	27/05/2019	11/08/2014	Q19,117.56	Q0.00	Q19,117.56	Q0.00	Q4,555.34	Q3,322.47	Q0.00	FIDUCIARIOS				
Q24,623.00	Q24,623.00	Q0.00	Q0.00	29/06/2012	27/05/2019	09/08/2014	Q24,623.00	Q0.00	Q24,623.00	Q0.00	Q9,163.24	Q3,569.70	Q0.00	FIDUCIARIOS				
Q25,673.00	Q25,673.00	Q0.00	Q0.00	29/06/2012	27/05/2019	29/04/2013	Q25,673.00	Q0.00	Q25,673.00	Q0.00	Q9,554.60	Q3,656.41	Q0.00	FIDUCIARIOS				
Q25,523.00	Q25,523.00	Q0.00	Q0.00	29/06/2012	17/06/2019		Q18,405.39	Q0.00	Q18,405.39	Q0.00	Q4,385.63	Q2,158.53	Q0.00	FIDUCIARIOS				
Q23,923.00	Q23,923.00	Q0.00	Q0.00	29/06/2012	17/06/2019		Q23,922.24	Q0.00	Q23,922.24	Q0.00	Q7,854.73	Q3,365.32	Q0.00	FIDUCIARIOS				
Q24,448.00	Q24,448.00	Q0.00	Q0.00	29/06/2012	27/05/2019	23/11/2012	Q19,975.46	Q0.00	Q19,975.46	Q0.00	Q4,772.14	Q2,430.97	Q0.00	FIDUCIARIOS				
Q23,523.00	Q23,523.00	Q0.00	Q0.00	29/06/2012	17/06/2019		Q23,523.00	Q0.00	Q23,523.00	Q0.00	Q8,377.69	Q3,169.50	Q0.00	FIDUCIARIOS				
Q21,823.00	Q21,823.00	Q0.00	Q0.00	23/10/2012	19/09/2019		Q21,823.00	Q0.00	Q21,823.00	Q0.00	Q7,796.28	Q2,784.95	Q0.00	FIDUCIARIOS				
Q24,973.00	Q24,973.00	Q0.00	Q0.00	29/06/2012	17/06/2019		Q24,973.00	Q0.00	Q24,973.00	Q0.00	Q9,276.01	Q3,502.72	Q0.00	FIDUCIARIOS				
Q29,473.00	Q29,473.00	Q0.00	Q0.00	29/06/2012	17/06/2019		Q23,051.55	Q0.00	Q23,051.55	Q0.00	Q3,857.63	Q2,102.97	Q0.00	FIDUCIARIOS				
Q29,996.00	Q29,996.00	Q0.00	Q0.00	29/06/2012	17/06/2019		Q29,996.00	Q0.00	Q29,996.00	Q0.00	Q11,700.20	Q4,123.54	Q0.00	FIDUCIARIOS				
Q28,598.00	Q28,598.00	Q0.00	Q0.00	29/06/2012	17/06/2019		Q28,597.38	Q0.00	Q28,597.38	Q0.00	Q8,091.75	Q4,008.55	Q0.00	FIDUCIARIOS				
Q23,523.00	Q23,523.00	Q0.00	Q0.00	29/06/2012	17/06/2019		Q23,314.53	Q0.00	Q23,314.53	Q0.00	Q6,318.25	Q3,112.51	Q0.00	FIDUCIARIOS				
Q22,173.00	Q22,173.00	Q0.00	Q0.00	29/06/2012	17/06/2019		Q22,172.35	Q0.00	Q22,172.35	Q0.00	Q7,283.66	Q3,122.47	Q0.00	FIDUCIARIOS				
Q23,923.00	Q23,923.00	Q0.00	Q0.00	29/06/2012	17/06/2019	28/05/2015	Q23,923.00	Q0.00	Q23,923.00	Q0.00	Q5,896.06	Q3,365.33	Q0.00	FIDUCIARIOS				
Q24,098.00	Q24,098.00	Q0.00	Q0.00	29/06/2012	17/06/2019	04/05/2013	Q24,098.00	Q0.00	Q24,098.00	Q0.00	Q8,956.06	Q3,517.30	Q0.00	FIDUCIARIOS				
Q28,773.00	Q28,773.00	Q0.00	Q0.00	30/06/2012	17/06/2019	31/10/2013	Q28,598.00	Q0.00	Q28,598.00	Q0.00	Q10,101.58	Q4,008.55	Q0.00	FIDUCIARIOS				
Q23,497.40	Q23,497.40	Q0.00	Q0.00	09/08/2012	16/08/2019	25/05/2015	Q23,497.40	Q0.00	Q23,497.40	Q0.00	Q8,613.12	Q3,430.41	Q0.00	FIDUCIARIOS				
Q25,148.00	Q25,148.00	Q0.00	Q0.00	09/08/2012	16/08/2019		Q25,148.00	Q0.00	Q25,148.00	Q0.00	Q9,231.99	Q3,552.82	Q0.00	FIDUCIARIOS				
Q24,789.50	Q24,789.50	Q0.00	Q0.00	09/08/2012	16/08/2019	27/06/2014	Q24,789.50	Q0.00	Q24,789.50	Q0.00	Q9,693.26	Q3,300.41	Q0.00	FIDUCIARIOS				
Q23,398.00	Q23,398.00	Q0.00	Q0.00	09/08/2012	16/08/2019		Q23,398.00	Q0.00	Q23,398.00	Q0.00	Q8,885.84	Q3,127.96	Q0.00	FIDUCIARIOS				
Q24,060.20	Q24,060.20	Q0.00	Q0.00	09/08/2012	16/08/2019		Q24,060.20	Q0.00	Q24,060.20	Q0.00	Q8,826.31	Q3,200.98	Q0.00	FIDUCIARIOS				
Q23,323.40	Q23,323.40	Q0.00	Q0.00	09/08/2012	16/08/2019		Q23,323.40	Q0.00	Q23,323.40	Q0.00	Q8,561.79	Q3,111.16	Q0.00	FIDUCIARIOS				
Q25,072.40	Q25,072.40	Q0.00	Q0.00	09/08/2012	16/08/2019	25/11/2013	Q25,072.40	Q0.00	Q25,072.40	Q0.00	Q9,184.56	Q3,326.76	Q0.00	FIDUCIARIOS				
Q23,322.40	Q23,322.40	Q0.00	Q0.00	09/08/2012	16/08/2019		Q23,322.40	Q0.00	Q23,322.40	Q0.00	Q8,561.29	Q3,111.16	Q0.00	FIDUCIARIOS				
Q23,847.40	Q23,847.40	Q0.00	Q0.00	09/08/2012	16/08/2019		Q23,847.40	Q0.00	Q23,847.40	Q0.00	Q8,604.97	Q3,185.57	Q0.00	FIDUCIARIOS				
Q21,648.00	Q21,648.00	Q0.00	Q0.00	10/08/2012	16/08/2019		Q21,647.31	Q0.00	Q21,647.31	Q0.00	Q6,956.33	Q2,885.66	Q0.00	FIDUCIARIOS				
Q23,497.40	Q23,497.40	Q0.00	Q0.00	10/08/2012	16/08/2019		Q23,497.40	Q0.00	Q23,497.40	Q0.00	Q7,532.05	Q3,122.66	Q0.00	FIDUCIARIOS				
Q23,923.00	Q23,923.00	Q0.00	Q0.00	10/08/2012	16/08/2019	17/12/2014	Q23,923.00	Q0.00	Q23,923.00	Q0.00	Q6,601.02	Q3,185.47	Q0.00	FIDUCIARIOS				
Q24,273.00	Q24,273.00	Q0.00	Q0.00	17/08/2012	16/08/2019		Q24,273.00	Q0.00	Q24,273.00	Q0.00	Q8,880.85	Q3,233.70	Q0.00	FIDUCIARIOS				
Q24,098.00	Q24,098.00	Q0.00	Q0.00	17/08/2012	16/08/2019		Q24,098.00	Q0.00	Q24,098.00	Q0.00	Q7,125.80	Q3,204.12	Q0.00	FIDUCIARIOS				
Q23,223.00	Q23,223.00	Q0.00	Q0.00	29/09/2012	16/09/2019	28/05/2015	Q23,223.00	Q0.00	Q23,223.00	Q0.00	Q8,367.59	Q3,000.43	Q0.00	FIDUCIARIOS				
Q26,727.87	Q26,727.87	Q0.00	Q0.00	29/09/2012	16/09/2019		Q26,727.87	Q0.00	Q26,727.87	Q0.00	Q9,637.16	Q3,457.57	Q0.00	FIDUCIARIOS				
Q26,727.87	Q26,727.87	Q0.00	Q0.00	29/09/2012	16/09/2019	12/11/2014	Q26,727.87	Q0.00	Q26,727.87	Q0.00	Q9,633.98	Q3,499.27	Q0.00	FIDUCIARIOS				
Q23,573.00	Q23,573.00	Q0.00	Q0.00	29/09/2012	16/09/2019	15/12/2014	Q23,573.00	Q0.00	Q23,573.00	Q0.00	Q7,189.95	Q3,040.11	Q0.00	FIDUCIARIOS				
Q24,022.40	Q24,022.40	Q0.00	Q0.00	29/09/2012	16/09/2019		Q24,022.40	Q0.00	Q24,022.4									

Número de Cuenta	Monto Disponible	Monto Disponible	Monto Disponible	Monto Disponible	Fecha de Cierre del Periodo	Fecha de Cierre del Periodo	Fecha de Cierre del Periodo	Saldo Capital	Capital Vigente	Capital Vigente	Saldo Intereses	Saldo Intereses	Otras Cargas	Tipo de Cuenta	Reservaciones			
															Saldo de Capital		Intereses y Otras	
															Reservaciones	Ajuste	Reservaciones	Ajuste
Q24,448.00	Q24,448.00	Q0.00	Q0.00	19/03/2013	16/03/2020		Q24,448.00	Q0.00	Q24,448.00	Q11,888.46	Q2,418.60	Q0.00	FIDUCIARIOS					
Q25,048.00	Q25,048.00	Q0.00	Q0.00	19/03/2013	16/03/2020		Q25,048.00	Q0.00	Q25,048.00	Q13,641.61	Q2,994.99	Q0.00	FIDUCIARIOS					
Q25,548.00	Q25,548.00	Q0.00	Q0.00	19/03/2013	16/03/2020		Q25,548.00	Q0.00	Q25,548.00	Q11,461.94	Q2,514.57	Q0.00	FIDUCIARIOS					
Q24,268.00	Q24,268.00	Q0.00	Q0.00	20/03/2013	16/03/2020		Q24,268.00	Q0.00	Q24,268.00	Q8,236.90	Q2,599.17	Q0.00	FIDUCIARIOS					
Q24,808.00	Q24,808.00	Q0.00	Q0.00	20/03/2013	16/03/2020		Q24,808.00	Q0.00	Q24,808.00	Q8,414.74	Q2,651.06	Q0.00	FIDUCIARIOS					
Q24,958.00	Q24,958.00	Q0.00	Q0.00	20/03/2013	16/03/2020		Q24,958.00	Q0.00	Q24,958.00	Q8,477.99	Q2,672.81	Q0.00	FIDUCIARIOS					
Q26,248.00	Q26,248.00	Q0.00	Q0.00	20/03/2013	16/03/2020		Q26,248.00	Q0.00	Q26,248.00	Q9,913.21	Q2,814.37	Q0.00	FIDUCIARIOS					
Q28,228.00	Q28,228.00	Q0.00	Q0.00	20/03/2013	16/03/2020		Q28,228.00	Q0.00	Q28,228.00	Q13,731.61	Q3,018.10	Q0.00	FIDUCIARIOS					
Q27,868.00	Q27,868.00	Q0.00	Q0.00	20/03/2013	16/03/2020	27/02/2017	Q27,868.00	Q0.00	Q27,868.00	Q13,556.70	Q2,994.31	Q0.00	FIDUCIARIOS					
Q29,888.00	Q29,888.00	Q0.00	Q0.00	20/03/2013	16/03/2020		Q29,888.00	Q0.00	Q29,888.00	Q10,133.89	Q3,190.90	Q0.00	FIDUCIARIOS					
Q25,888.00	Q25,888.00	Q0.00	Q0.00	20/03/2013	16/03/2020		Q25,888.00	Q0.00	Q25,888.00	Q8,183.97	Q2,769.54	Q0.00	FIDUCIARIOS					
Q26,068.00	Q26,068.00	Q0.00	Q0.00	20/03/2013	16/03/2020	28/05/2015	Q26,068.00	Q0.00	Q26,068.00	Q8,841.87	Q2,786.22	Q0.00	FIDUCIARIOS					
Q29,888.00	Q29,888.00	Q0.00	Q0.00	20/03/2013	16/03/2020	26/06/2014	Q29,888.00	Q0.00	Q29,888.00	Q10,133.89	Q3,190.90	Q0.00	FIDUCIARIOS					
Q25,888.00	Q25,888.00	Q0.00	Q0.00	21/03/2013	16/03/2020		Q25,888.00	Q0.00	Q25,888.00	Q8,780.78	Q2,769.54	Q0.00	FIDUCIARIOS					
Q24,628.00	Q24,628.00	Q0.00	Q0.00	21/03/2013	16/03/2020		Q24,628.00	Q0.00	Q24,628.00	Q8,246.79	Q2,627.99	Q0.00	FIDUCIARIOS					
Q24,808.00	Q24,808.00	Q0.00	Q0.00	21/03/2013	16/03/2020		Q24,808.00	Q0.00	Q24,808.00	Q8,414.68	Q2,651.06	Q0.00	FIDUCIARIOS					
Q25,708.00	Q25,708.00	Q0.00	Q0.00	21/03/2013	16/03/2020		Q25,708.00	Q0.00	Q25,708.00	Q8,722.30	Q2,753.75	Q0.00	FIDUCIARIOS					
Q28,228.00	Q28,228.00	Q0.00	Q0.00	21/03/2013	16/03/2020		Q28,228.00	Q0.00	Q28,228.00	Q9,572.58	Q3,018.10	Q0.00	FIDUCIARIOS					
Q26,428.00	Q26,428.00	Q0.00	Q0.00	21/03/2013	16/03/2020		Q26,428.00	Q0.00	Q26,428.00	Q8,967.83	Q2,831.64	Q0.00	FIDUCIARIOS					
Q26,068.00	Q26,068.00	Q0.00	Q0.00	22/03/2013	16/03/2020		Q26,068.00	Q0.00	Q26,068.00	Q8,623.80	Q2,893.83	Q0.00	FIDUCIARIOS					
Q26,788.00	Q26,788.00	Q0.00	Q0.00	22/03/2013	16/03/2020		Q26,788.00	Q0.00	Q26,788.00	Q9,076.35	Q2,859.87	Q0.00	FIDUCIARIOS					
Q23,728.00	Q23,728.00	Q0.00	Q0.00	22/03/2013	16/03/2020		Q23,728.00	Q0.00	Q23,728.00	Q8,035.99	Q2,528.98	Q0.00	FIDUCIARIOS					
Q23,548.00	Q23,548.00	Q0.00	Q0.00	22/03/2013	16/03/2020		Q23,548.00	Q0.00	Q23,548.00	Q8,377.49	Q2,514.57	Q0.00	FIDUCIARIOS					
Q23,348.00	Q23,348.00	Q0.00	Q0.00	23/03/2013	16/03/2020		Q23,348.00	Q0.00	Q23,348.00	Q7,466.40	Q2,769.54	Q0.00	FIDUCIARIOS					
Q25,048.00	Q25,048.00	Q0.00	Q0.00	23/03/2013	16/03/2020		Q25,048.00	Q0.00	Q25,048.00	Q9,504.21	Q2,994.99	Q0.00	FIDUCIARIOS					
Q25,348.00	Q25,348.00	Q0.00	Q0.00	22/03/2013	16/03/2020		Q25,348.00	Q0.00	Q25,348.00	Q8,591.94	Q2,769.54	Q0.00	FIDUCIARIOS					
Q26,248.00	Q26,248.00	Q0.00	Q0.00	22/03/2013	16/03/2020		Q26,248.00	Q0.00	Q26,248.00	Q8,906.73	Q2,814.37	Q0.00	FIDUCIARIOS					
Q23,908.00	Q23,908.00	Q0.00	Q0.00	23/03/2013	16/03/2020		Q23,908.00	Q0.00	Q23,908.00	Q8,099.65	Q2,543.34	Q0.00	FIDUCIARIOS					
Q23,728.00	Q23,728.00	Q0.00	Q0.00	23/03/2013	16/03/2020		Q23,728.00	Q0.00	Q23,728.00	Q8,033.06	Q2,528.98	Q0.00	FIDUCIARIOS					
Q26,248.00	Q26,248.00	Q0.00	Q0.00	23/03/2013	16/03/2020		Q26,248.00	Q0.00	Q26,248.00	Q8,903.49	Q2,814.37	Q0.00	FIDUCIARIOS					
Q28,048.00	Q28,048.00	Q0.00	Q0.00	23/03/2013	16/03/2020		Q28,048.00	Q0.00	Q28,048.00	Q9,500.75	Q2,994.99	Q0.00	FIDUCIARIOS					
Q26,428.00	Q26,428.00	Q0.00	Q0.00	30/04/2013	16/04/2020		Q26,428.00	Q0.00	Q26,428.00	Q8,337.49	Q2,759.35	Q0.00	FIDUCIARIOS					
Q25,168.00	Q25,168.00	Q0.00	Q0.00	30/04/2013	16/04/2020		Q25,168.00	Q0.00	Q25,168.00	Q8,415.69	Q2,598.90	Q0.00	FIDUCIARIOS					
Q23,548.00	Q23,548.00	Q0.00	Q0.00	30/04/2013	16/04/2020		Q23,548.00	Q0.00	Q23,548.00	Q7,866.17	Q2,454.12	Q0.00	FIDUCIARIOS					
Q23,908.00	Q23,908.00	Q0.00	Q0.00	30/04/2013	16/04/2020		Q23,908.00	Q0.00	Q23,908.00	Q7,998.13	Q2,462.64	Q0.00	FIDUCIARIOS					
Q22,828.00	Q22,828.00	Q0.00	Q0.00	30/04/2013	16/04/2020		Q22,828.00	Q0.00	Q22,828.00	Q7,623.98	Q1,141.91	Q0.00	FIDUCIARIOS					
Q21,748.00	Q21,748.00	Q0.00	Q0.00	30/04/2013	16/04/2020		Q21,748.00	Q0.00	Q21,748.00	Q7,270.14	Q2,243.92	Q0.00	FIDUCIARIOS					
Q22,468.00	Q22,468.00	Q0.00	Q0.00	30/04/2013	16/04/2020		Q22,468.00	Q0.00	Q22,468.00	Q7,512.83	Q2,322.06	Q0.00	FIDUCIARIOS					
Q24,448.00	Q24,448.00	Q0.00	Q0.00	30/04/2013	16/04/2020		Q24,448.00	Q0.00	Q24,448.00	Q8,174.66	Q2,524.40	Q0.00	FIDUCIARIOS					
Q24,988.00	Q24,988.00	Q0.00	Q0.00	30/04/2013	16/04/2020		Q24,988.00	Q0.00	Q24,988.00	Q8,351.82	Q2,576.73	Q0.00	FIDUCIARIOS					
Q25,708.00	Q25,708.00	Q0.00	Q0.00	30/04/2013	16/04/2020		Q25,708.00	Q0.00	Q25,708.00	Q8,596.48	Q2,654.86	Q0.00	FIDUCIARIOS					
Q24,448.00	Q24,448.00	Q0.00	Q0.00	30/04/2013	16/04/2020		Q24,448.00	Q0.00	Q24,448.00	Q8,174.66	Q2,524.40	Q0.00	FIDUCIARIOS					
Q24,628.00	Q24,628.00	Q0.00	Q0.00	30/04/2013	16/04/2020		Q24,628.00	Q0.00	Q24,628.00	Q8,236.47	Q2,533.45	Q0.00	FIDUCIARIOS					
Q24,268.00	Q24,268.00	Q0.00	Q0.00	30/04/2013	16/04/2020		Q24,268.00	Q0.00	Q24,268.00	Q8,114.48	Q2,585.90	Q0.00	FIDUCIARIOS					
Q25,888.00	Q25,888.00	Q0.00	Q0.00	30/04/2013	16/04/2020		Q25,888.00	Q0.00	Q25,888.00	Q8,633.03	Q2,669.73	Q0.00	FIDUCIARIOS					
Q23,908.00	Q23,908.00	Q0.00	Q0.00	30/04/2013	16/04/2020		Q23,908.00	Q0.00	Q23,908.00	Q7,988.13	Q2,462.64	Q0.00	FIDUCIARIOS					
Q23,368.00	Q23,368.00	Q0.00	Q0.00	30/04/2013	16/04/2020		Q23,368.00	Q0.00	Q23,368.00	Q7,819.66	Q2,418.70	Q0.00	FIDUCIARIOS					
Q24,268.00	Q24,268.00	Q0.00	Q0.00	30/04/2013	16/04/2020		Q24,268.00	Q0.00	Q24,268.00	Q8,114.48	Q2,585.90	Q0.00	FIDUCIARIOS					
Q25,708.00	Q25,708.00	Q0.00	Q0.00	30/04/2013	16/04/2020		Q25,708.00	Q0.00	Q25,708.00	Q8,596.48	Q2,654.86	Q0.00	FIDUCIARIOS					
Q23,908.00	Q23,908.00	Q0.00	Q0.00	30/04/2013	16/04/2020		Q23,908.00	Q0.00	Q23,908.00	Q7,988.13	Q2,462.64	Q0.00	FIDUCIARIOS					
Q24,448.00	Q24,448.00	Q0.00	Q0.00	30/04/2013	16/04/2020		Q24,448.00	Q0.00	Q24,448.00	Q8,174.66	Q2,524.40	Q0.00	FIDUCIARIOS					
Q24,628.00	Q24,628.00	Q0.00	Q0.00	30/04/2013	16/04/2020		Q24,628.00	Q0.00	Q24,628.00	Q8,236.50	Q2,533.45	Q0.00	FIDUCIARIOS					
Q24,448.00	Q24,448.00	Q0.00	Q0.00	30/04/2013	16/04/2020		Q24,448.00	Q0.00	Q24,448.00	Q8,174.66	Q2,524.40	Q0.00	FIDUCIARIOS					
Q25,708.00	Q25,708.00	Q0.00	Q0.00	26/06/2013	16/06/2020		Q25,708.00	Q0.00	Q25,708.00	Q8,415.65	Q1,221.76	Q0.00	FIDUCIARIOS					
Q23,368.00	Q23,368.00	Q0.00	Q0.00	26/06/2013	16/06/2020		Q23,368.00	Q0.00	Q23,368.00	Q7,854.84	Q1,122.32	Q0.00	FIDUCIARIOS					
Q22,648.00	Q22,648.00	Q0.00	Q0.00	26/06/2013	16/06/2020		Q22,648.00	Q0.00	Q22,648.00	Q7,407.31	Q1,060.50	Q0.00	FIDUCIARIOS					
Q23,908.00	Q23,908.00	Q0.00	Q0.00	26/06/2013	16/06/2020		Q23,908.00	Q0.00	Q23,908.00	Q7,820.34	Q1,135.00	Q0.00	FIDUCIARIOS					
Q24,348.00	Q24,348.00	Q0.00	Q0.00	26/06/2013	16/06/2020		Q24,348.00	Q0.00	Q24,348.00	Q7,965.80	Q2,327.85	Q0.00	FIDUCIARIOS					
Q24,268.00	Q24,268.00	Q0.00	Q0.00	26/06/2013	16/06/2020		Q24,268.00	Q0.00	Q24,268.00	Q7,944.04	Q2,323.47	Q0.00	FIDUCIARIOS					
Q22,108.00	Q22,108.00	Q0.00	Q0.00	26/06/2013	16/06/2020		Q22,108.00	Q0.00	Q22,108.00	Q7,233.07	Q1,048.71	Q0.00	FIDUCIARIOS					
Q22,808.20	Q22,808.20	Q0.00	Q0.00	26/06/2013	16/06/2020		Q22,808.20	Q0.00	Q22,808.20	Q7,460.57	Q1,084.46	Q0.00	FIDUCIARIOS					
Q24,448.00	Q24,448.00	Q0.00	Q0.00	26/06/2013	16/06/2020		Q24,448.00	Q0.00	Q24,448.00	Q8,002.63	Q1,167.56	Q0.00	FIDUCIARIOS					
Q24,808.00	Q24,808.00	Q0.00	Q0.00	26/06/2013	16/06/2020		Q24,808.00	Q0.00										

Código	Monto Cancelado (Aprobado)	Monto Disponible para ejecución	Destinatarios Acreditados - Ley 1015 (de mayo a la fecha)	Direcciones en el Cuadro de Resumen - agosto 2020	Fecha de Cancelación del Sistema	Fecha del último pago realizado	Saldo Capital	Capital Vigente	Capital Vencido	Saldo Intereses	Intereses en mora	Otros Cargos	Tipo de Garantía	Saldo de Capital		Intereses y Mora	
														Reprogramación	Ajustes	Reprogramación	Ajustes
Q22,468 00	Q22,468 00	Q0 00	Q0 00	Q0 00	27-06-2013	05-06-2020	Q22,468 00	Q0 00	Q22,468 00	Q7,354 19	Q2,193 57	Q0 00	FIDUCIARIOS				
Q23,659 70	Q23,659 70	Q0 00	Q0 00	Q0 00	27-06-2013	16-06-2020	Q23,659 70	Q0 00	Q23,659 70	Q8,078 01	Q2,363 90	Q0 00	FIDUCIARIOS				
Q23,908 00	Q23,908 00	Q0 00	Q0 00	Q0 00	28-06-2013	16-06-2020	Q23,908 00	Q0 00	Q23,908 00	Q7,834 44	Q1,334 08	Q0 00	FIDUCIARIOS				
Q24,816 00	Q24,816 00	Q0 00	Q0 00	Q0 00	28-06-2013	16-06-2020	Q24,816 00	Q0 00	Q24,816 00	Q8,108 59	Q1,756 31	Q0 00	FIDUCIARIOS				
Q22,648 00	Q22,648 00	Q0 00	Q0 00	Q0 00	28-06-2013	16-06-2020	Q22,648 00	Q0 00	Q22,648 00	Q7,181 15	Q2,161 94	Q0 00	FIDUCIARIOS				
Q23,908 00	Q23,908 00	Q0 00	Q0 00	Q0 00	28-06-2013	16-06-2020	Q23,908 00	Q0 00	Q23,908 00	Q7,814 44	Q1,334 08	Q0 00	FIDUCIARIOS				
Q24,448 00	Q24,448 00	Q0 00	Q0 00	Q0 00	28-06-2013	16-06-2020	Q24,448 00	Q0 00	Q24,448 00	Q6,932 64	Q2,340 12	Q0 00	FIDUCIARIOS				
Q23,188 00	Q23,188 00	Q0 00	Q0 00	Q0 00	28-06-2013	16-06-2020	Q23,188 00	Q0 00	Q23,188 00	Q5,530 59	Q2,126 36	Q0 00	FIDUCIARIOS				
Q23,288 00	Q23,288 00	Q0 00	Q0 00	Q0 00	28-06-2013	16-06-2020	Q23,288 00	Q0 00	Q23,288 00	Q6,368 11	Q2,121 74	Q0 00	FIDUCIARIOS				
Q23,088 00	Q23,088 00	Q0 00	Q0 00	Q0 00	28-06-2013	16-06-2020	Q23,088 00	Q0 00	Q23,088 00	Q7,572 97	Q2,299 93	Q0 00	FIDUCIARIOS				
Q23,368 00	Q23,368 00	Q0 00	Q0 00	Q0 00	28-06-2013	05-06-2020	Q23,368 00	Q0 00	Q23,368 00	Q7,649 34	Q2,274 22	Q0 00	FIDUCIARIOS				
Q25,168 00	Q25,168 00	Q0 00	Q0 00	Q0 00	28-06-2013	16-06-2020	Q25,168 00	Q0 00	Q25,168 00	Q8,232 22	Q1,208 43	Q0 00	FIDUCIARIOS				
Q26,068 00	Q26,068 00	Q0 00	Q0 00	Q0 00	21-08-2013	17-08-2020	Q26,068 00	Q0 00	Q26,068 00	Q8,325 81	Q2,283 87	Q0 00	FIDUCIARIOS				
Q24,448 00	Q24,448 00	Q0 00	Q0 00	Q0 00	21-08-2013	17-08-2020	Q24,448 00	Q0 00	Q24,448 00	Q7,812 67	Q2,146 08	Q0 00	FIDUCIARIOS				
Q25,348 00	Q25,348 00	Q0 00	Q0 00	Q0 00	21-08-2013	03-08-2020	Q25,348 00	Q0 00	Q25,348 00	Q8,097 34	Q2,254 82	Q0 00	FIDUCIARIOS				
Q24,448 00	Q24,448 00	Q0 00	Q0 00	Q0 00	21-08-2013	17-08-2020	Q24,448 00	Q0 00	Q24,448 00	Q7,812 67	Q2,146 08	Q0 00	FIDUCIARIOS				
Q24,448 00	Q24,448 00	Q0 00	Q0 00	Q0 00	21-08-2013	17-08-2020	Q24,448 00	Q0 00	Q24,448 00	Q11,290 54	Q1,464 58	Q0 00	FIDUCIARIOS				
Q25,528 00	Q25,528 00	Q0 00	Q0 00	Q0 00	21-08-2013	17-08-2020	Q25,528 00	Q0 00	Q25,528 00	Q8,165 14	Q1,154 01	Q0 00	FIDUCIARIOS				
Q23,908 00	Q23,908 00	Q0 00	Q0 00	Q0 00	21-08-2013	17-08-2020	Q23,908 00	Q0 00	Q23,908 00	Q7,636 60	Q2,094 21	Q0 00	FIDUCIARIOS				
Q23,548 00	Q23,548 00	Q0 00	Q0 00	Q0 00	21-08-2013	17-08-2020	Q23,548 00	Q0 00	Q23,548 00	Q7,518 60	Q2,060 70	Q0 00	FIDUCIARIOS				
Q26,968 00	Q26,968 00	Q0 00	Q0 00	Q0 00	21-08-2013	17-08-2020	Q26,968 00	Q0 00	Q26,968 00	Q8,619 68	Q2,369 26	Q0 00	FIDUCIARIOS				
Q24,448 00	Q24,448 00	Q0 00	Q0 00	Q0 00	21-08-2013	17-08-2020	Q24,448 00	Q0 00	Q24,448 00	Q7,812 67	Q2,146 08	Q0 00	FIDUCIARIOS				
Q25,124 50	Q25,124 50	Q0 00	Q0 00	Q0 00	21-08-2013	17-08-2020	Q25,124 50	Q0 00	Q25,124 50	Q8,034 05	Q2,269 17	Q0 00	FIDUCIARIOS				
Q25,168 00	Q25,168 00	Q0 00	Q0 00	Q0 00	21-08-2013	17-08-2020	Q25,168 00	Q0 00	Q25,168 00	Q8,039 99	Q1,147 61	Q0 00	FIDUCIARIOS				
Q24,088 00	Q24,088 00	Q0 00	Q0 00	Q0 00	21-08-2013	17-08-2020	Q24,088 00	Q0 00	Q24,088 00	Q7,682 91	Q1,681 64	Q0 00	FIDUCIARIOS				
Q24,088 00	Q24,088 00	Q0 00	Q0 00	Q0 00	21-08-2013	17-08-2020	Q24,088 00	Q0 00	Q24,088 00	Q7,682 91	Q1,681 64	Q0 00	FIDUCIARIOS				
Q24,628 00	Q24,628 00	Q0 00	Q0 00	Q0 00	21-08-2013	17-08-2020	Q24,628 00	Q0 00	Q24,628 00	Q7,881 11	Q1,113 98	Q0 00	FIDUCIARIOS				
Q25,168 00	Q25,168 00	Q0 00	Q0 00	Q0 00	21-08-2013	17-08-2020	Q25,168 00	Q0 00	Q25,168 00	Q8,039 99	Q1,147 61	Q0 00	FIDUCIARIOS				
Q24,808 00	Q24,808 00	Q0 00	Q0 00	Q0 00	21-08-2013	17-08-2020	Q24,808 00	Q0 00	Q24,808 00	Q7,921 62	Q1,139 01	Q0 00	FIDUCIARIOS				
Q25,348 00	Q25,348 00	Q0 00	Q0 00	Q0 00	21-08-2013	17-08-2020	Q25,348 00	Q0 00	Q25,348 00	Q8,097 41	Q2,220 66	Q0 00	FIDUCIARIOS				
Q25,168 00	Q25,168 00	Q0 00	Q0 00	Q0 00	21-08-2013	17-08-2020	Q25,168 00	Q0 00	Q25,168 00	Q8,039 99	Q1,147 61	Q0 00	FIDUCIARIOS				
Q23,908 00	Q23,908 00	Q0 00	Q0 00	Q0 00	21-08-2013	17-08-2020	Q23,908 00	Q0 00	Q23,908 00	Q7,636 60	Q2,094 21	Q0 00	FIDUCIARIOS				
Q24,088 00	Q24,088 00	Q0 00	Q0 00	Q0 00	21-08-2013	17-08-2020	Q24,088 00	Q0 00	Q24,088 00	Q7,682 91	Q1,681 64	Q0 00	FIDUCIARIOS				
Q22,468 00	Q22,468 00	Q0 00	Q0 00	Q0 00	21-08-2013	17-08-2020	Q22,468 00	Q0 00	Q22,468 00	Q7,354 19	Q2,193 57	Q0 00	FIDUCIARIOS				
Q25,168 00	Q25,168 00	Q0 00	Q0 00	Q0 00	21-08-2013	17-08-2020	Q25,168 00	Q0 00	Q25,168 00	Q8,039 99	Q1,147 61	Q0 00	FIDUCIARIOS				
Q25,168 00	Q25,168 00	Q0 00	Q0 00	Q0 00	21-08-2013	17-08-2020	Q25,168 00	Q0 00	Q25,168 00	Q8,039 99	Q1,147 61	Q0 00	FIDUCIARIOS				
Q23,548 00	Q23,548 00	Q0 00	Q0 00	Q0 00	21-08-2013	17-08-2020	Q23,548 00	Q0 00	Q23,548 00	Q7,518 60	Q2,060 70	Q0 00	FIDUCIARIOS				
Q24,088 00	Q24,088 00	Q0 00	Q0 00	Q0 00	21-08-2013	17-08-2020	Q24,088 00	Q0 00	Q24,088 00	Q7,682 91	Q1,681 64	Q0 00	FIDUCIARIOS				
Q26,628 00	Q26,628 00	Q0 00	Q0 00	Q0 00	21-08-2013	17-08-2020	Q26,628 00	Q0 00	Q26,628 00	Q8,266 62	Q2,388 88	Q0 00	FIDUCIARIOS				
Q23,548 00	Q23,548 00	Q0 00	Q0 00	Q0 00	22-03-2013	22-03-2013	Q23,548 00	Q0 00	Q23,548 00	Q7,518 60	Q2,060 70	Q0 00	FIDUCIARIOS				
Q23,548 00	Q23,548 00	Q0 00	Q0 00	Q0 00	22-03-2013	09-06-2020	Q23,548 00	Q0 00	Q23,548 00	Q7,518 60	Q2,060 70	Q0 00	FIDUCIARIOS				
Q26,968 00	Q26,968 00	Q0 00	Q0 00	Q0 00	22-03-2013	17-08-2020	Q26,968 00	Q0 00	Q26,968 00	Q8,619 68	Q2,369 26	Q0 00	FIDUCIARIOS				
Q23,188 00	Q23,188 00	Q0 00	Q0 00	Q0 00	22-03-2013	17-08-2020	Q23,188 00	Q0 00	Q23,188 00	Q7,891 02	Q2,034 50	Q0 00	FIDUCIARIOS				
Q24,808 00	Q24,808 00	Q0 00	Q0 00	Q0 00	22-03-2013	17-08-2020	Q24,808 00	Q0 00	Q24,808 00	Q7,920 25	Q2,172 29	Q0 00	FIDUCIARIOS				
Q23,548 00	Q23,548 00	Q0 00	Q0 00	Q0 00	22-03-2013	17-08-2020	Q23,548 00	Q0 00	Q23,548 00	Q7,518 60	Q2,060 70	Q0 00	FIDUCIARIOS				
Q12,000 00	Q12,000 00	Q0 00	Q0 00	Q0 00	05-03-2011	16-03-2018	Q12,000 00	Q0 00	Q12,000 00	Q5,470 70	Q1,157 94	Q0 00	FIDUCIARIOS				
Q17,347 77	Q17,347 77	Q0 00	Q0 00	Q0 00	05-03-2011	16-03-2018	Q17,347 77	Q0 00	Q17,347 77	Q7,881 74	Q1,474 92	Q0 00	FIDUCIARIOS				
Q17,000 00	Q17,000 00	Q0 00	Q0 00	Q0 00	11-03-2011	16-03-2018	Q17,000 00	Q0 00	Q17,000 00	Q6,719 57	Q1,152 45	Q0 00	FIDUCIARIOS				
Q12,366 12	Q12,366 12	Q0 00	Q0 00	Q0 00	11-03-2011	02-02-2018	Q12,366 12	Q0 00	Q12,366 12	Q5,322 63	Q1,180 44	Q0 00	FIDUCIARIOS				
Q16,000 00	Q16,000 00	Q0 00	Q0 00	Q0 00	11-03-2011	16-03-2018	Q16,000 00	Q0 00	Q16,000 00	Q7,211 54	Q1,325 74	Q0 00	FIDUCIARIOS				
Q20,000 00	Q20,000 00	Q0 00	Q0 00	Q0 00	11-03-2011	16-03-2018	Q20,000 00	Q0 00	Q20,000 00	Q7,493 08	Q1,354 06	Q0 00	FIDUCIARIOS				
Q86,892 05	Q86,892 05	Q0 00	Q0 00	Q0 00	15-03-2011	10-10-2018	Q86,892 05	Q0 00	Q86,892 05	Q45,107 29	Q7,888 14	Q0 00	RENDARIOS-FIDUCIARIOS				
Q21,401 00	Q21,401 00	Q0 00	Q0 00	Q0 00	08-07-2015	05-01-2022	Q21,401 00	Q1,460 21	Q21,708 19	Q5,139 99	Q40 17	Q0 00	FIDUCIARIOS				
Q299,200 00	Q299,200 00	Q0 00	Q0 00	Q0 00	16-09-2011	16-09-2020	Q299,200 00	Q0 00	Q299,200 00	Q12,536 18	Q0 00	Q0 00	FIDUCIARIOS				
Q24,088 00	Q24,088 00	Q0 00	Q0 00	Q0 00	02-09-2013	16-09-2020	Q24,088 00	Q4,817 60	Q19,270 40	Q11,075 21	Q1,409 23	Q0 00	FIDUCIARIOS				
Q24,088 00	Q24,088 00	Q0 00	Q0 00	Q0 00	02-09-2013	16-09-2020	Q24,088 00	Q4,817 60	Q19,270 40	Q10,615 84	Q2,120 35	Q0 00	FIDUCIARIOS				
Q26,129 50	Q26,129 50	Q0 00	Q0 00	Q0 00	03-09-2013	16-09-2020	Q26,129 50	Q5,225 90	Q20,903 60	Q10,266 49	Q2,300 04	Q0 00	FIDUCIARIOS				
Q26,788 00	Q26,788 00	Q0 00	Q0 00	Q0 00	05-09-2013	16-09-2020	Q26,788 00	Q5,357 60	Q21,430 40	Q10,392 94	Q1,653 63	Q0 00	FIDUCIARIOS				
Q25,708 00	Q25,708 00	Q0 00	Q0 00	Q0 00	05-09-2013	16-09-2020	Q25,708 00	Q5,141 60	Q20,566 40	Q10,116 13	Q1,040 86	Q0 00	FIDUCIARIOS				
Q23,908 00	Q23,908 00	Q0 00	Q0 00	Q0 00	13-09-2013	16-09-2020	Q23,908 00	Q4,781 60	Q19,126 40	Q10,207 44	Q1,251 52	Q0 00	FIDUCIARIOS				
Q22,648 00	Q22,648 00	Q0 00	Q0 00	Q0 00	14-09-2013												

Monto Cancelado (Acreditado)	Monto Desechado (Acreditado)	Documento Contable de Pago (de viene a la fecha)	Descripción de la Cancelación (del 1º de agosto 2010)	Fecha de Cancelación del Crédito	Fecha del vencimiento del Crédito	Fecha del último pago realizado	Saldo Capital	Capital Vigente	Capital Vencido	Saldo Intereses	Intereses en mora	Otras Cargas	Tipo de Garantía	Saldo de Capital			
														Reservaciones		Intereses y Otros	
														Reservaciones	Ajustes	Reservaciones	Ajustes
Q25,864.40	Q25,864.40	Q1100	Q100	20/08/2010	16/08/2010		Q25,864.40	Q11,932.20	Q11,932.20	Q8,661.56	Q1,931.21	Q0.00	FIDUCIARIOS				
Q24,216.60	Q24,216.60	Q1000	Q100	20/08/2010	16/08/2010		Q24,216.60	Q9,887.34	Q14,311.16	Q7,617.54	Q252.33	Q0.00	FIDUCIARIOS				
Q25,520.20	Q25,520.20	Q1000	Q100	20/08/2010	16/08/2010		Q25,520.20	Q11,800.68	Q7,772.12	Q8,262.87	Q103.12	Q0.00	FIDUCIARIOS				
Q24,930.40	Q24,930.40	Q1000	Q100	20/08/2010	16/08/2010		Q24,930.40	Q9,972.16	Q14,958.24	Q7,217.41	Q654.63	Q0.00	FIDUCIARIOS				
Q25,178.20	Q25,178.20	Q1000	Q100	30/06/2010	16/06/2010		Q25,178.20	Q10,071.29	Q15,106.92	Q7,097.02	Q616.97	Q0.00	FIDUCIARIOS				
Q26,256.40	Q26,256.40	Q1000	Q100	30/06/2010	16/06/2010		Q26,256.40	Q10,502.59	Q15,753.84	Q5,077.34	Q662.31	Q0.00	FIDUCIARIOS				
Q25,816.20	Q25,816.20	Q1000	Q100	30/06/2010	16/06/2010		Q25,816.20	Q10,736.45	Q16,089.72	Q7,553.75	Q675.84	Q0.00	FIDUCIARIOS				
Q25,412.20	Q25,412.20	Q1000	Q100	30/06/2010	16/06/2010		Q25,412.20	Q10,164.88	Q15,247.32	Q7,173.31	Q647.02	Q0.00	FIDUCIARIOS				
Q25,880.20	Q25,880.20	Q1000	Q100	30/06/2010	16/06/2010		Q25,880.20	Q10,352.08	Q15,528.12	Q7,313.03	Q662.54	Q0.00	FIDUCIARIOS				
Q25,178.20	Q25,178.20	Q1000	Q100	30/06/2010	16/06/2010		Q25,178.20	Q10,071.22	Q15,106.92	Q7,097.02	Q616.97	Q0.00	FIDUCIARIOS				
Q27,420.40	Q27,420.40	Q1000	Q100	30/06/2010	16/06/2010		Q27,420.40	Q10,968.16	Q16,452.24	Q7,730.54	Q900.00	Q0.00	FIDUCIARIOS				
Q26,114.20	Q26,114.20	Q1000	Q100	30/06/2010	16/06/2010		Q26,114.20	Q10,445.63	Q15,668.52	Q7,336.45	Q849.64	Q0.00	FIDUCIARIOS				
Q25,178.20	Q25,178.20	Q1000	Q100	30/06/2010	16/06/2010		Q25,178.20	Q10,071.22	Q15,106.92	Q7,097.02	Q616.97	Q0.00	FIDUCIARIOS				
Q25,560.40	Q25,560.40	Q1000	Q100	30/06/2010	16/06/2010		Q25,560.40	Q10,224.16	Q15,336.24	Q7,202.47	Q646.97	Q0.00	FIDUCIARIOS				
Q29,864.40	Q29,864.40	Q1000	Q100	09/07/2010	16/07/2010		Q29,864.40	Q11,943.76	Q17,918.64	Q8,297.72	Q915.79	Q0.00	FIDUCIARIOS				
Q25,178.20	Q25,178.20	Q1000	Q100	09/07/2010	16/07/2010		Q25,178.20	Q10,071.22	Q15,106.92	Q7,115.81	Q747.53	Q0.00	FIDUCIARIOS				
Q29,938.80	Q29,938.80	Q1000	Q100	11/07/2010	16/07/2010		Q29,938.80	Q11,975.52	Q17,963.28	Q8,306.11	Q915.94	Q0.00	FIDUCIARIOS				
Q25,823.40	Q25,823.40	Q1000	Q100	18/07/2010	16/07/2010		Q25,823.40	Q10,530.16	Q14,295.24	Q6,590.88	Q730.18	Q0.00	FIDUCIARIOS				
Q25,782.40	Q25,782.40	Q1000	Q100	28/07/2010	23/06/2010	31/08/2010	Q25,782.40	Q10,312.96	Q15,469.44	Q7,119.30	Q688.57	Q0.00	FIDUCIARIOS				
Q27,361.40	Q27,361.40	Q1000	Q100	28/07/2010	23/06/2010	31/08/2010	Q27,361.40	Q10,944.56	Q16,416.84	Q7,550.08	Q846.63	Q0.00	FIDUCIARIOS				
Q25,412.20	Q25,412.20	Q1000	Q100	28/08/2010	16/08/2010		Q25,412.20	Q10,542.50	Q14,569.70	Q6,710.27	Q655.03	Q0.00	FIDUCIARIOS				
Q27,284.20	Q27,284.20	Q1000	Q100	28/08/2010	16/08/2010		Q27,284.20	Q10,913.68	Q14,739.55	Q7,239.67	Q622.63	Q0.00	FIDUCIARIOS				
Q25,412.20	Q25,412.20	Q1000	Q100	28/08/2010	02/08/2010		Q25,412.20	Q10,164.88	Q15,247.32	Q6,812.47	Q716.26	Q0.00	FIDUCIARIOS				
Q26,348.20	Q26,348.20	Q1000	Q100	28/08/2010	16/08/2010		Q26,348.20	Q10,539.28	Q15,508.92	Q7,031.50	Q699.90	Q0.00	FIDUCIARIOS				
Q25,412.20	Q25,412.20	Q1000	Q100	28/08/2010	16/08/2010		Q25,412.20	Q10,164.88	Q15,247.32	Q6,710.27	Q655.03	Q0.00	FIDUCIARIOS				
Q25,412.20	Q25,412.20	Q1000	Q100	28/08/2010	16/08/2010		Q25,412.20	Q10,164.88	Q15,247.32	Q6,710.27	Q655.03	Q0.00	FIDUCIARIOS				
Q25,646.20	Q25,646.20	Q1000	Q100	28/08/2010	16/08/2010		Q25,646.20	Q10,252.48	Q15,387.72	Q6,777.51	Q689.55	Q0.00	FIDUCIARIOS				
Q25,697.40	Q25,697.40	Q1000	Q100	28/08/2010	16/08/2010		Q25,697.40	Q11,878.96	Q17,818.44	Q6,847.43	Q852.94	Q0.00	FIDUCIARIOS				
Q24,944.20	Q24,944.20	Q1000	Q100	28/08/2010	16/08/2010		Q24,944.20	Q10,642.80	Q14,301.37	Q6,381.29	Q643.69	Q0.00	FIDUCIARIOS				
Q25,178.20	Q25,178.20	Q1000	Q100	28/08/2010	16/08/2010		Q25,178.20	Q10,071.22	Q15,106.92	Q6,871.22	Q692.85	Q0.00	FIDUCIARIOS				
Q25,646.20	Q25,646.20	Q1000	Q100	28/08/2010	16/08/2010		Q25,646.20	Q10,252.48	Q15,387.72	Q6,868.56	Q852.54	Q0.00	FIDUCIARIOS				
Q29,697.40	Q29,697.40	Q1000	Q100	28/08/2010	16/08/2010		Q29,697.40	Q11,878.96	Q17,818.44	Q6,924.81	Q669.51	Q0.00	FIDUCIARIOS				
Q25,880.20	Q25,880.20	Q1000	Q100	28/08/2010	16/08/2010		Q25,880.20	Q10,352.08	Q15,528.12	Q6,916.08	Q854.91	Q0.00	FIDUCIARIOS				
Q24,476.20	Q24,476.20	Q1000	Q100	28/08/2010	16/08/2010		Q24,476.20	Q9,799.48	Q14,885.72	Q6,332.48	Q677.62	Q0.00	FIDUCIARIOS				
Q27,284.20	Q27,284.20	Q1000	Q100	28/08/2010	16/08/2010		Q27,284.20	Q11,641.24	Q15,642.96	Q7,196.93	Q700.38	Q0.00	FIDUCIARIOS				
Q25,880.20	Q25,880.20	Q1000	Q100	28/08/2010	16/08/2010		Q25,880.20	Q10,352.08	Q15,528.12	Q6,906.08	Q854.91	Q0.00	FIDUCIARIOS				
Q27,690.20	Q27,690.20	Q1000	Q100	28/08/2010	16/08/2010		Q27,690.20	Q10,820.60	Q16,230.12	Q7,221.04	Q620.72	Q0.00	FIDUCIARIOS				
Q25,178.20	Q25,178.20	Q1000	Q100	28/08/2010	16/08/2010		Q25,178.20	Q10,071.22	Q15,106.92	Q6,719.03	Q678.53	Q0.00	FIDUCIARIOS				
Q25,646.20	Q25,646.20	Q1000	Q100	28/08/2010	16/08/2010		Q25,646.20	Q10,252.48	Q15,387.72	Q6,847.43	Q852.94	Q0.00	FIDUCIARIOS				
Q25,646.20	Q25,646.20	Q1000	Q100	28/08/2010	16/08/2010		Q25,646.20	Q10,252.48	Q15,387.72	Q6,847.43	Q852.94	Q0.00	FIDUCIARIOS				
Q24,944.20	Q24,944.20	Q1000	Q100	28/08/2010	16/08/2010		Q24,944.20	Q9,977.63	Q14,966.52	Q6,660.90	Q699.68	Q0.00	FIDUCIARIOS				
Q25,412.20	Q25,412.20	Q1000	Q100	28/08/2010	16/08/2010		Q25,412.20	Q10,164.88	Q15,247.32	Q6,710.27	Q655.03	Q0.00	FIDUCIARIOS				
Q25,880.20	Q25,880.20	Q1000	Q100	28/08/2010	16/08/2010		Q25,880.20	Q10,352.08	Q15,528.12	Q6,906.08	Q854.91	Q0.00	FIDUCIARIOS				
Q25,080.40	Q25,080.40	Q1000	Q100	28/08/2010	16/08/2010		Q25,080.40	Q10,700.94	Q14,739.46	Q6,620.12	Q651.04	Q0.00	FIDUCIARIOS				
Q26,114.20	Q26,114.20	Q1000	Q100	28/08/2010	16/08/2010		Q26,114.20	Q10,445.68	Q15,668.52	Q6,954.59	Q800.00	Q0.00	FIDUCIARIOS				
Q25,880.20	Q25,880.20	Q1000	Q100	28/08/2010	16/08/2010		Q25,880.20	Q10,352.08	Q15,528.12	Q6,906.08	Q854.91	Q0.00	FIDUCIARIOS				
Q25,412.20	Q25,412.20	Q1000	Q100	28/08/2010	16/08/2010	14/02/2011	Q25,412.20	Q10,165.00	Q15,247.50	Q6,777.56	Q859.55	Q0.00	FIDUCIARIOS				
Q25,412.20	Q25,412.20	Q1000	Q100	28/08/2010	16/08/2010		Q25,412.20	Q10,164.88	Q15,247.32	Q6,777.51	Q859.55	Q0.00	FIDUCIARIOS				
Q25,880.20	Q25,880.20	Q1000	Q100	28/08/2010	16/08/2010		Q25,880.20	Q10,352.08	Q15,528.12	Q6,906.08	Q854.91	Q0.00	FIDUCIARIOS				
Q25,178.20	Q25,178.20	Q1000	Q100	28/08/2010	16/08/2010	31/08/2010	Q25,178.20	Q10,071.22	Q15,106.92	Q6,710.14	Q678.33	Q0.00	FIDUCIARIOS				
Q25,178.20	Q25,178.20	Q1000	Q100	28/08/2010	16/08/2010		Q25,178.20	Q10,071.22	Q15,106.92	Q6,715.93	Q678.53	Q0.00	FIDUCIARIOS				
Q25,178.20	Q25,178.20	Q1000	Q100	28/08/2010	16/08/2010		Q25,178.20	Q10,071.22	Q15,106.92	Q6,715.93	Q678.53	Q0.00	FIDUCIARIOS				
Q25,178.20	Q25,178.20	Q1000	Q100	28/08/2010	16/08/2010		Q25,178.20	Q10,071.22	Q15,106.92	Q6,715.93	Q678.53	Q0.00	FIDUCIARIOS				
Q25,646.20	Q25,646.20	Q1000	Q100	28/08/2010	16/08/2010		Q25,646.20	Q10,252.48	Q15,387.72	Q6,844.27	Q852.93	Q0.00	FIDUCIARIOS				
Q24,944.20	Q24,944.20	Q1000	Q100	28/08/2010	16/08/2010		Q24,944.20	Q10,642.83	Q14,301.37	Q6,578.21	Q643.69	Q0.00	FIDUCIARIOS				
Q25,880.20	Q25,880.20	Q1000	Q100	28/08/2010	16/08/2010		Q25,880.20	Q10,352.08	Q15,528.12	Q6,824.96	Q666.37	Q0.00	FIDUCIARIOS				
Q25,412.20	Q25,412.20	Q1000	Q100	28/08/2010	16/08/2010		Q25,412.20	Q10,164.88	Q15,247.32	Q6,714.38	Q689.54	Q0.00	FIDUCIARIOS				
Q29,561.20	Q29,561.20	Q1000	Q100	28/08/2010	16/08/2010		Q29,561.20	Q11,824.48	Q17,736.72	Q6,599.97	Q431.87	Q0.00	FIDUCIARIOS				
Q25,880.20	Q25,880.20	Q1000	Q100	28/08/2010	16/08/2010		Q25,880.20	Q10,352.08	Q15,528.12	Q6,902.89	Q664.89	Q0.00	FIDUCIARIOS				
Q25,646.20	Q25,646.20	Q1000	Q100	28/08/2010	16/08/2010		Q25,646.20	Q10,252.48	Q15,387.72	Q6,983.19	Q698.18	Q0.00	FIDUCIARIOS				
Q26,348.20	Q26,348.20	Q1000	Q100	28/08/2010	16/08/2010		Q26,348.20	Q11,241.87	Q15,106.92	Q6,934.21	Q677.71	Q0.00	FIDUCIARIOS				
Q25,646.20	Q25,646.20	Q1000	Q100	28/08/2010	16/08/2010		Q25,646										

Monto Concedido (Aprobado)	Monto Disponible del subproyecto	Determinación (Acreditada o no)	Distribución en el subproyecto	Fecha de Cotización del Proyecto	Fecha de último pago realizado	Saldo Capital	Capital Vigente	Capital Votado	Saldo Intereses	Intereses en mora	Otras Cargas	Tipo de Garantía	Estado de Capital			
													Reconstrucción	Liquide	Reconstrucción	Almora
Q27,050.20	Q27,050.20	Q0.00	Q0.00	01/09/2015	16/09/2022	Q27,050.20	Q16,230.12	Q10,820.08	Q7,117.77	Q7,144.41	Q0.00	FIDUCIARIOS				
Q26,348.20	Q26,348.20	Q0.00	Q0.00	01/09/2015	16/09/2022	Q26,348.20	Q16,498.55	Q9,849.65	Q6,871.88	Q5,931.61	Q0.00	FIDUCIARIOS				
Q27,050.20	Q27,050.20	Q0.00	Q0.00	01/09/2015	16/09/2022	Q27,050.20	Q16,230.12	Q10,820.08	Q7,117.77	Q7,144.41	Q0.00	FIDUCIARIOS				
Q26,348.20	Q26,348.20	Q0.00	Q0.00	01/09/2015	16/09/2022	Q26,348.20	Q15,908.92	Q10,539.28	Q6,953.94	Q5,901.42	Q0.00	FIDUCIARIOS				
Q26,348.20	Q26,348.20	Q0.00	Q0.00	01/09/2015	16/09/2022	Q26,348.20	Q15,808.92	Q10,539.28	Q6,953.94	Q5,901.42	Q0.00	FIDUCIARIOS				
Q29,760.40	Q29,760.40	Q0.00	Q0.00	01/09/2015	16/09/2022	Q29,760.40	Q18,635.21	Q11,125.19	Q7,765.99	Q7,214.80	Q0.00	FIDUCIARIOS				
Q26,582.20	Q26,582.20	Q0.00	Q0.00	01/09/2015	16/09/2022	Q26,582.20	Q15,949.32	Q10,632.82	Q7,012.56	Q5,921.31	Q0.00	FIDUCIARIOS				
Q27,752.20	Q27,752.20	Q0.00	Q0.00	02/09/2015	16/09/2022	Q27,752.20	Q16,651.32	Q11,100.83	Q7,318.53	Q6,165.38	Q0.00	FIDUCIARIOS				
Q26,114.20	Q26,114.20	Q0.00	Q0.00	02/09/2015	16/09/2022	Q26,114.20	Q16,352.66	Q9,762.14	Q6,811.03	Q6,191.27	Q0.00	FIDUCIARIOS				
Q27,986.20	Q27,986.20	Q0.00	Q0.00	02/09/2015	16/09/2022	Q27,986.20	Q17,524.25	Q10,461.93	Q7,299.84	Q6,521.10	Q0.00	FIDUCIARIOS				
Q27,284.20	Q27,284.20	Q0.00	Q0.00	02/09/2015	16/09/2022	Q27,284.20	Q17,084.66	Q10,199.51	Q7,115.38	Q6,641.02	Q0.00	FIDUCIARIOS				
Q26,582.20	Q26,582.20	Q0.00	Q0.00	02/09/2015	16/09/2022	Q26,582.20	Q15,949.32	Q10,632.82	Q7,009.68	Q7,001.28	Q0.00	FIDUCIARIOS				
Q26,952.40	Q26,952.40	Q0.00	Q0.00	02/09/2015	16/09/2022	Q26,952.40	Q16,711.44	Q10,750.96	Q7,627.64	Q7,167.07	Q0.00	FIDUCIARIOS				
Q26,816.20	Q26,816.20	Q0.00	Q0.00	02/09/2015	16/09/2022	Q26,816.20	Q16,689.72	Q10,756.48	Q7,063.16	Q5,944.06	Q0.00	FIDUCIARIOS				
Q28,220.20	Q28,220.20	Q0.00	Q0.00	02/09/2015	16/09/2022	Q28,220.20	Q17,679.78	Q10,549.42	Q8,038.85	Q5,927.27	Q0.00	FIDUCIARIOS				
Q27,986.20	Q27,986.20	Q0.00	Q0.00	02/09/2015	16/09/2022	Q27,986.20	Q17,354.25	Q10,461.93	Q7,299.84	Q6,521.10	Q0.00	FIDUCIARIOS				
Q27,050.20	Q27,050.20	Q0.00	Q0.00	02/09/2015	16/09/2022	Q27,050.20	Q16,230.12	Q10,820.08	Q7,117.77	Q7,144.41	Q0.00	FIDUCIARIOS				
Q26,348.20	Q26,348.20	Q0.00	Q0.00	02/09/2015	16/09/2022	Q26,348.20	Q15,908.92	Q10,539.28	Q6,953.94	Q5,901.42	Q0.00	FIDUCIARIOS				
Q26,114.20	Q26,114.20	Q0.00	Q0.00	02/09/2015	16/09/2022	Q26,114.20	Q15,668.53	Q10,445.68	Q6,881.68	Q6,177.76	Q0.00	FIDUCIARIOS				
Q29,795.20	Q29,795.20	Q0.00	Q0.00	02/09/2015	16/09/2022	Q29,795.20	Q17,277.12	Q11,918.03	Q5,112.07	Q2,318.78	Q0.00	FIDUCIARIOS				
Q26,582.20	Q26,582.20	Q0.00	Q0.00	02/09/2015	16/09/2022	Q26,582.20	Q15,949.32	Q10,632.82	Q7,009.68	Q6,591.19	Q0.00	FIDUCIARIOS				
Q29,697.40	Q29,697.40	Q0.00	Q0.00	02/09/2015	16/09/2022	Q29,697.40	Q17,818.44	Q11,878.96	Q7,831.44	Q5,951.19	Q0.00	FIDUCIARIOS				
Q26,816.20	Q26,816.20	Q0.00	Q0.00	02/09/2015	16/09/2022	Q26,816.20	Q17,452.96	Q10,609.72	Q2,363.24	Q5,411.00	Q0.00	FIDUCIARIOS				
Q29,795.20	Q29,795.20	Q0.00	Q0.00	02/09/2015	16/09/2022	Q29,795.20	Q17,877.12	Q11,918.03	Q5,112.07	Q2,318.78	Q0.00	FIDUCIARIOS				
Q26,582.20	Q26,582.20	Q0.00	Q0.00	02/09/2015	16/09/2022	Q26,582.20	Q15,949.32	Q10,632.82	Q7,009.68	Q6,591.19	Q0.00	FIDUCIARIOS				
Q29,795.20	Q29,795.20	Q0.00	Q0.00	02/09/2015	16/09/2022	Q29,795.20	Q17,877.12	Q11,918.03	Q5,112.07	Q2,318.78	Q0.00	FIDUCIARIOS				
Q26,348.20	Q26,348.20	Q0.00	Q0.00	02/09/2015	16/09/2022	Q26,348.20	Q15,808.92	Q10,539.28	Q6,953.94	Q5,901.42	Q0.00	FIDUCIARIOS				
Q26,582.20	Q26,582.20	Q0.00	Q0.00	02/09/2015	16/09/2022	Q26,582.20	Q15,949.32	Q10,632.82	Q7,009.68	Q6,591.19	Q0.00	FIDUCIARIOS				
Q29,795.20	Q29,795.20	Q0.00	Q0.00	02/09/2015	16/09/2022	Q29,795.20	Q17,877.12	Q11,918.03	Q5,112.07	Q2,318.78	Q0.00	FIDUCIARIOS				
Q26,582.20	Q26,582.20	Q0.00	Q0.00	02/09/2015	16/09/2022	Q26,582.20	Q15,949.32	Q10,632.82	Q7,009.68	Q6,591.19	Q0.00	FIDUCIARIOS				
Q26,114.20	Q26,114.20	Q0.00	Q0.00	02/09/2015	16/09/2022	Q26,114.20	Q15,668.53	Q10,445.68	Q6,881.68	Q6,177.76	Q0.00	FIDUCIARIOS				
Q28,590.40	Q28,590.40	Q0.00	Q0.00	02/09/2015	16/09/2022	Q28,590.40	Q17,154.24	Q11,436.16	Q7,529.92	Q6,417.02	Q0.00	FIDUCIARIOS				
Q26,348.20	Q26,348.20	Q0.00	Q0.00	02/09/2015	16/09/2022	Q26,348.20	Q15,808.92	Q10,539.28	Q6,953.94	Q5,901.42	Q0.00	FIDUCIARIOS				
Q26,582.20	Q26,582.20	Q0.00	Q0.00	02/09/2015	16/09/2022	Q26,582.20	Q15,949.32	Q10,632.82	Q6,984.72	Q5,921.31	Q0.00	FIDUCIARIOS				
Q29,697.40	Q29,697.40	Q0.00	Q0.00	17/09/2015	16/09/2022	Q29,697.40	Q17,818.44	Q11,878.96	Q7,776.54	Q6,423.83	Q0.00	FIDUCIARIOS				
Q25,412.20	Q25,412.20	Q0.00	Q0.00	07/11/2015	21/11/2022	Q25,412.20	Q15,247.32	Q10,164.88	Q6,382.72	Q5,901.42	Q0.00	FIDUCIARIOS				
Q25,314.40	Q25,314.40	Q0.00	Q0.00	07/11/2015	21/11/2022	Q25,314.40	Q15,188.64	Q10,125.76	Q6,362.67	Q5,811.20	Q0.00	FIDUCIARIOS				
Q25,880.20	Q25,880.20	Q0.00	Q0.00	07/11/2015	21/11/2022	Q25,880.20	Q15,528.12	Q10,432.08	Q6,501.91	Q5,991.56	Q0.00	FIDUCIARIOS				
Q27,420.40	Q27,420.40	Q0.00	Q0.00	07/11/2015	16/11/2022	Q27,420.40	Q16,492.24	Q10,968.16	Q6,899.14	Q6,421.36	Q0.00	FIDUCIARIOS				
Q26,484.40	Q26,484.40	Q0.00	Q0.00	07/11/2015	21/11/2022	Q26,484.40	Q15,896.64	Q10,593.76	Q6,620.87	Q5,411.00	Q0.00	FIDUCIARIOS				
Q25,080.40	Q25,080.40	Q0.00	Q0.00	07/11/2015	21/11/2022	Q25,080.40	Q15,048.24	Q10,032.16	Q6,399.82	Q5,801.84	Q0.00	FIDUCIARIOS				
Q25,880.20	Q25,880.20	Q0.00	Q0.00	07/11/2015	21/11/2022	Q25,880.20	Q15,528.12	Q10,432.08	Q6,501.91	Q5,991.56	Q0.00	FIDUCIARIOS				
Q27,420.40	Q27,420.40	Q0.00	Q0.00	07/11/2015	16/11/2022	Q27,420.40	Q16,492.24	Q10,968.16	Q6,899.14	Q6,421.36	Q0.00	FIDUCIARIOS				
Q26,690.20	Q26,690.20	Q0.00	Q0.00	07/11/2015	21/11/2022	Q26,690.20	Q15,651.12	Q10,436.08	Q6,554.06	Q5,991.88	Q0.00	FIDUCIARIOS				
Q28,356.40	Q28,356.40	Q0.00	Q0.00	07/11/2015	21/11/2022	Q28,356.40	Q17,013.84	Q11,342.56	Q6,899.14	Q6,421.36	Q0.00	FIDUCIARIOS				
Q25,646.20	Q25,646.20	Q0.00	Q0.00	07/11/2015	21/11/2022	Q25,646.20	Q15,387.72	Q10,258.48	Q6,448.42	Q5,991.45	Q0.00	FIDUCIARIOS				
Q25,314.40	Q25,314.40	Q0.00	Q0.00	07/11/2015	21/11/2022	Q25,314.40	Q15,188.64	Q10,125.76	Q6,362.67	Q5,811.20	Q0.00	FIDUCIARIOS				
Q25,080.40	Q25,080.40	Q0.00	Q0.00	07/11/2015	21/11/2022	Q25,080.40	Q15,048.24	Q10,032.16	Q6,299.82	Q5,801.84	Q0.00	FIDUCIARIOS				
Q25,080.40	Q25,080.40	Q0.00	Q0.00	09/11/2015	21/11/2022	Q25,080.40	Q15,048.24	Q10,032.16	Q6,293.64	Q5,801.84	Q0.00	FIDUCIARIOS				
Q25,080.40	Q25,080.40	Q0.00	Q0.00	09/11/2015	16/11/2022	Q25,080.40	Q15,048.24	Q10,032.16	Q6,200.33	Q5,851.00	Q0.00	FIDUCIARIOS				
Q26,250.40	Q26,250.40	Q0.00	Q0.00	09/11/2015	16/11/2022	Q26,250.40	Q15,750.24	Q10,500.16	Q6,594.93	Q6,141.69	Q0.00	FIDUCIARIOS				
Q26,250.40	Q26,250.40	Q0.00	Q0.00	11/11/2015	16/11/2022	Q26,250.40	Q16,439.27	Q9,211.13	Q4,169.23	Q3,721.88	Q0.00	FIDUCIARIOS				
Q25,080.40	Q25,080.40	Q0.00	Q0.00	12/11/2015	21/11/2022	Q25,080.40	Q15,048.24	Q10,032.16	Q6,284.37	Q5,801.84	Q0.00	FIDUCIARIOS				
Q25,080.40	Q25,080.40	Q0.00	Q0.00	12/11/2015	21/11/2022	Q25,080.40	Q15,048.24	Q10,032.16	Q6,284.37	Q5,801.84	Q0.00	FIDUCIARIOS				
Q25,782.40	Q25,782.40	Q0.00	Q0.00	13/11/2015	16/11/2022	Q25,782.40	Q15,469.44	Q10,312.96	Q6,472.33	Q6,111.28	Q0.00	FIDUCIARIOS				
Q27,338.00	Q27,338.00	Q0.00	Q0.00	13/11/2015	21/11/2022	Q27,338.00	Q16,414.80	Q10,943.20	Q6,848.82	Q6,221.07	Q0.00	FIDUCIARIOS				
Q26,250.40	Q26,250.40	Q0.00	Q0.00	16/11/2015	21/11/2022	Q26,250.40	Q15,750.24	Q10,500.16	Q6,565.36	Q6,081.69	Q0.00	FIDUCIARIOS				
Q25,720.60	Q25,720.60	Q0.00	Q0.00	16/11/2015	16/11/2022	Q25,720.60	Q15,432.36	Q10,288.24	Q6,439.77	Q5,951.61	Q0.00	FIDUCIARIOS				
Q27,518.20	Q27,518.20	Q0.00	Q0.00	02/12/2015	28/10/2022	Q27,518.20	Q16,510.92	Q11,007.28	Q6,838.95	Q6,451.90	Q0.00	FIDUCIARIOS				
Q26,718.40	Q26,718.40	Q0.00	Q0.00	25/11/2015	16/11/2022	Q26,718.40	Q16,031.04	Q10,687.36	Q6,664.07	Q5,220.80	Q0.00	FIDUCIARIOS				
Q25,782.40	Q25,782.40	Q0.00	Q0.00	25/11/2015	16/11/2022	Q25,782.40	Q15,469.44	Q10,312.96	Q6,424.92	Q5,151.96	Q0.00	FIDUCIARIOS				
Q26,250.40	Q26,250.40	Q0.00	Q0.00	25/11/2015	16/11/2022	Q26,250.40	Q15,750.24	Q10,500.16	Q6,543.23	Q5,291.27	Q0.00	FIDUCIARIOS				
Q26,250.40	Q26,250.40	Q0.00	Q0.00	25/11/2015	16/11											

Yema Desollada (Aguilada)	Single Desollada (Aguilada)	Desollado Arrocero (Aguilada)	Desollado (Aguilada)	Fecha de Emisión del Resguardo	Fecha de Vencimiento del Resguardo	Saldo del último pago realizado	Saldo Capital	Capital Vigente	Capital Pagado	Saldo Intereses	Intereses no sueltos	Otras Cargas	Tipo de (Generato)	Saldo de Capital			
														Intereses y Alícuotas		Alícuotas	
														Resguardos	Alícuotas	Resguardos	Alícuotas
Q26,816.20	Q26,816.20	Q0.00	Q0.00	27/11/2015	16/11/2022		Q26,816.20	Q16,791.20	Q10,025.00	Q6,609.99	Q175.89	Q0.00	FIDUCIARIOS				
Q27,284.20	Q27,284.20	Q0.00	Q0.00	27/11/2015	16/11/2022		Q27,284.20	Q17,084.20	Q10,199.97	Q6,724.63	Q255.35	Q0.00	FIDUCIARIOS				
Q26,164.00	Q26,164.00	Q0.00	Q0.00	27/11/2015	16/11/2022		Q26,164.00	Q16,465.00	Q9,521.65	Q6,521.65	Q257.81	Q0.00	FIDUCIARIOS				
Q26,346.20	Q26,346.20	Q0.00	Q0.00	27/11/2015	16/11/2022		Q26,346.20	Q15,946.20	Q10,539.28	Q6,565.91	Q414.23	Q0.00	FIDUCIARIOS				
Q27,059.20	Q27,059.20	Q0.00	Q0.00	27/11/2015	16/11/2022		Q27,059.20	Q16,239.12	Q10,529.02	Q6,739.79	Q327.97	Q0.00	FIDUCIARIOS				
Q27,288.40	Q27,288.40	Q0.00	Q0.00	27/11/2015	16/11/2022		Q27,288.40	Q16,733.00	Q11,157.34	Q6,949.83	Q261.91	Q0.00	FIDUCIARIOS				
Q25,782.40	Q25,782.40	Q0.00	Q0.00	27/11/2015	16/11/2022		Q25,782.40	Q16,143.88	Q9,638.52	Q6,359.63	Q256.74	Q0.00	FIDUCIARIOS				
Q28,220.20	Q28,220.20	Q0.00	Q0.00	27/11/2015	16/11/2022		Q28,220.20	Q17,670.33	Q10,549.87	Q6,954.66	Q260.62	Q0.00	FIDUCIARIOS				
Q25,412.20	Q25,412.20	Q0.00	Q0.00	27/11/2015	16/11/2022		Q25,412.20	Q15,912.07	Q9,506.13	Q6,267.88	Q247.38	Q0.00	FIDUCIARIOS				
Q26,422.60	Q26,422.60	Q0.00	Q0.00	27/11/2015	16/11/2022		Q26,422.60	Q16,544.74	Q9,577.66	Q6,513.96	Q272.73	Q0.00	FIDUCIARIOS				
Q25,548.40	Q25,548.40	Q0.00	Q0.00	27/11/2015	16/11/2022		Q25,548.40	Q15,329.04	Q10,219.36	Q6,362.73	Q295.33	Q0.00	FIDUCIARIOS				
Q27,358.00	Q27,358.00	Q0.00	Q0.00	27/11/2015	16/11/2022		Q27,358.00	Q16,414.80	Q10,943.20	Q6,508.36	Q263.43	Q0.00	FIDUCIARIOS				
Q25,782.40	Q25,782.40	Q0.00	Q0.00	27/11/2015	24/9/2022		Q25,782.40	Q16,136.56	Q9,645.84	Q6,370.16	Q164.59	Q0.00	FIDUCIARIOS				
Q25,314.40	Q25,314.40	Q0.00	Q0.00	27/11/2015	16/11/2022		Q25,314.40	Q15,188.64	Q10,125.76	Q6,306.93	Q286.16	Q0.00	FIDUCIARIOS				
Q25,720.00	Q25,720.00	Q0.00	Q0.00	27/11/2015	16/11/2022		Q25,720.00	Q16,104.80	Q9,615.20	Q6,339.50	Q256.66	Q0.00	FIDUCIARIOS				
Q28,355.80	Q28,355.80	Q0.00	Q0.00	03/12/2015	16/12/2022		Q28,355.80	Q17,013.48	Q11,342.32	Q6,983.29	Q268.74	Q0.00	FIDUCIARIOS				
Q25,314.40	Q25,314.40	Q0.00	Q0.00	27/11/2015	16/11/2022		Q25,314.40	Q15,850.83	Q9,463.57	Q6,238.56	Q247.23	Q0.00	FIDUCIARIOS				
Q25,880.20	Q25,880.20	Q0.00	Q0.00	02/12/2015	16/12/2022		Q25,880.20	Q15,528.12	Q10,352.08	Q6,377.11	Q265.64	Q0.00	FIDUCIARIOS				
Q25,178.20	Q25,178.20	Q0.00	Q0.00	02/12/2015	16/12/2022		Q25,178.20	Q15,106.92	Q10,071.28	Q6,204.97	Q248.14	Q0.00	FIDUCIARIOS				
Q27,518.20	Q27,518.20	Q0.00	Q0.00	02/12/2015	16/12/2022		Q27,518.20	Q16,510.92	Q11,007.28	Q6,729.22	Q247.52	Q0.00	FIDUCIARIOS				
Q26,484.40	Q26,484.40	Q0.00	Q0.00	02/12/2015	16/12/2022		Q26,484.40	Q15,890.64	Q10,593.76	Q6,523.32	Q222.23	Q0.00	FIDUCIARIOS				
Q29,697.40	Q29,697.40	Q0.00	Q0.00	02/12/2015	16/12/2022		Q29,697.40	Q17,818.48	Q11,878.96	Q7,320.06	Q245.46	Q0.00	FIDUCIARIOS				
Q26,816.20	Q26,816.20	Q0.00	Q0.00	02/12/2015	16/12/2022	27/12/2016	Q26,816.20	Q16,059.72	Q10,726.48	Q6,604.57	Q283.22	Q0.00	FIDUCIARIOS				
Q25,782.40	Q25,782.40	Q0.00	Q0.00	02/12/2015	16/12/2022		Q25,782.40	Q15,469.44	Q10,312.96	Q6,351.03	Q265.50	Q0.00	FIDUCIARIOS				
Q27,420.40	Q27,420.40	Q0.00	Q0.00	02/12/2015	16/12/2022		Q27,420.40	Q16,432.24	Q10,968.16	Q6,759.46	Q269.82	Q0.00	FIDUCIARIOS				
Q25,548.40	Q25,548.40	Q0.00	Q0.00	02/12/2015	16/12/2022		Q25,548.40	Q15,329.04	Q10,219.36	Q6,297.74	Q266.40	Q0.00	FIDUCIARIOS				
Q27,420.40	Q27,420.40	Q0.00	Q0.00	02/12/2015	16/12/2022		Q27,420.40	Q16,432.24	Q10,968.16	Q6,759.46	Q269.82	Q0.00	FIDUCIARIOS				
Q25,671.60	Q25,671.60	Q0.00	Q0.00	02/12/2015	16/12/2022		Q25,671.60	Q15,372.96	Q10,248.64	Q6,311.28	Q265.83	Q0.00	FIDUCIARIOS				
Q25,252.60	Q25,252.60	Q0.00	Q0.00	02/12/2015	16/12/2022		Q25,252.60	Q15,131.56	Q10,101.04	Q6,230.69	Q248.24	Q0.00	FIDUCIARIOS				
Q25,548.40	Q25,548.40	Q0.00	Q0.00	02/12/2015	16/12/2022		Q25,548.40	Q15,329.04	Q10,219.36	Q6,297.74	Q266.40	Q0.00	FIDUCIARIOS				
Q27,732.20	Q27,732.20	Q0.00	Q0.00	02/12/2015	16/12/2022		Q27,732.20	Q16,631.32	Q11,100.88	Q6,800.83	Q261.37	Q0.00	FIDUCIARIOS				
Q25,646.20	Q25,646.20	Q0.00	Q0.00	02/12/2015	16/12/2022		Q25,646.20	Q15,387.72	Q10,258.48	Q6,324.40	Q257.06	Q0.00	FIDUCIARIOS				
Q27,664.40	Q27,664.40	Q0.00	Q0.00	02/12/2015	16/12/2022		Q27,664.40	Q16,592.64	Q11,081.76	Q6,611.77	Q243.58	Q0.00	FIDUCIARIOS				
Q26,114.20	Q26,114.20	Q0.00	Q0.00	02/12/2015	16/12/2022		Q26,114.20	Q15,665.52	Q10,445.68	Q6,209.06	Q266.00	Q0.00	FIDUCIARIOS				
Q25,314.40	Q25,314.40	Q0.00	Q0.00	02/12/2015	16/12/2022		Q25,314.40	Q15,188.64	Q10,125.76	Q6,240.42	Q248.34	Q0.00	FIDUCIARIOS				
Q25,412.20	Q25,412.20	Q0.00	Q0.00	02/12/2015	16/12/2022		Q25,412.20	Q15,247.32	Q10,164.88	Q6,269.28	Q248.70	Q0.00	FIDUCIARIOS				
Q25,548.40	Q25,548.40	Q0.00	Q0.00	02/12/2015	16/12/2022		Q25,548.40	Q15,329.04	Q10,219.36	Q6,297.74	Q266.40	Q0.00	FIDUCIARIOS				
Q27,664.40	Q27,664.40	Q0.00	Q0.00	02/12/2015	16/12/2022		Q27,664.40	Q16,592.64	Q11,081.76	Q6,611.77	Q243.58	Q0.00	FIDUCIARIOS				
Q25,646.20	Q25,646.20	Q0.00	Q0.00	02/12/2015	16/12/2022	23/01/2019	Q25,646.20	Q15,387.72	Q10,258.48	Q6,324.40	Q257.06	Q0.00	FIDUCIARIOS				
Q27,420.40	Q27,420.40	Q0.00	Q0.00	02/12/2015	16/12/2022		Q27,420.40	Q16,432.24	Q10,968.16	Q6,759.46	Q269.82	Q0.00	FIDUCIARIOS				
Q27,888.40	Q27,888.40	Q0.00	Q0.00	02/12/2015	19/12/2022	27/02/2018	Q27,888.40	Q16,733.00	Q11,157.34	Q6,864.78	Q243.43	Q0.00	FIDUCIARIOS				
Q25,548.40	Q25,548.40	Q0.00	Q0.00	02/12/2015	16/12/2022		Q25,548.40	Q15,329.04	Q10,219.36	Q6,297.74	Q266.40	Q0.00	FIDUCIARIOS				
Q27,826.00	Q27,826.00	Q0.00	Q0.00	02/12/2015	16/12/2022		Q27,826.00	Q16,693.60	Q11,130.40	Q6,856.45	Q269.72	Q0.00	FIDUCIARIOS				
Q25,412.20	Q25,412.20	Q0.00	Q0.00	02/12/2015	16/12/2022		Q25,412.20	Q15,247.32	Q10,164.88	Q6,269.28	Q248.70	Q0.00	FIDUCIARIOS				
Q27,420.40	Q27,420.40	Q0.00	Q0.00	02/12/2015	19/12/2022		Q27,420.40	Q16,432.24	Q10,968.16	Q6,759.46	Q269.82	Q0.00	FIDUCIARIOS				
Q25,548.40	Q25,548.40	Q0.00	Q0.00	02/12/2015	19/12/2022		Q25,548.40	Q15,329.04	Q10,219.36	Q6,297.74	Q266.40	Q0.00	FIDUCIARIOS				
Q25,080.40	Q25,080.40	Q0.00	Q0.00	02/12/2015	16/12/2022		Q25,080.40	Q15,048.24	Q10,032.16	Q6,178.89	Q247.98	Q0.00	FIDUCIARIOS				
Q25,178.20	Q25,178.20	Q0.00	Q0.00	02/12/2015	19/12/2022		Q25,178.20	Q15,106.92	Q10,071.28	Q6,202.38	Q249.39	Q0.00	FIDUCIARIOS				
Q26,114.20	Q26,114.20	Q0.00	Q0.00	02/12/2015	19/12/2022		Q26,114.20	Q15,665.52	Q10,445.68	Q6,429.87	Q265.67	Q0.00	FIDUCIARIOS				
Q25,646.20	Q25,646.20	Q0.00	Q0.00	02/12/2015	16/12/2022		Q25,646.20	Q15,387.72	Q10,258.48	Q6,324.40	Q257.06	Q0.00	FIDUCIARIOS				
Q27,420.40	Q27,420.40	Q0.00	Q0.00	02/12/2015	16/12/2022		Q27,420.40	Q16,432.24	Q10,968.16	Q6,759.46	Q269.82	Q0.00	FIDUCIARIOS				
Q29,795.20	Q29,795.20	Q0.00	Q0.00	02/12/2015	16/12/2022		Q29,795.20	Q17,877.12	Q11,918.08	Q7,460.65	Q245.69	Q0.00	FIDUCIARIOS				
Q25,314.40	Q25,314.40	Q0.00	Q0.00	02/12/2015	16/12/2022	27/12/2016	Q25,314.40	Q15,188.64	Q10,125.76	Q6,240.42	Q248.34	Q0.00	FIDUCIARIOS				
Q28,922.20	Q28,922.20	Q0.00	Q0.00	02/12/2015	16/12/2022	22/08/2017	Q28,922.20	Q17,353.32	Q11,568.88	Q7,123.58	Q237.84	Q0.00	FIDUCIARIOS				
Q25,548.40	Q25,548.40	Q0.00	Q0.00	02/12/2015	16/12/2022		Q25,548.40	Q15,329.04	Q10,219.36	Q6,297.74	Q266.40	Q0.00	FIDUCIARIOS				
Q29,697.40	Q29,697.40	Q0.00	Q0.00	02/12/2015	19/12/2022		Q29,697.40	Q17,818.48	Q11,878.96	Q7,320.06	Q245.46	Q0.00	FIDUCIARIOS				
Q25,646.20	Q25,646.20	Q0.00	Q0.00	02/12/2015	16/12/2022		Q25,646.20	Q15,387.72	Q10,258.48	Q6,324.40	Q257.06	Q0.00	FIDUCIARIOS				
Q26,803.60	Q26,803.60	Q0.00	Q0.00	02/12/2015	19/12/2022		Q26,803.60	Q16,082.16	Q10,723.44	Q6,599.95	Q236.00	Q0.00	FIDUCIARIOS				
Q29,624.20	Q29,624.20	Q0.00	Q0.00	02/12/2015	19/12/2022		Q29,624.20	Q17,774.52	Q11,849.68	Q7,293.97	Q237.97	Q0.00	FIDUCIARIOS				
Q29,785.20	Q29,785.20	Q0.00	Q0.00	02/12/2015	20/02/2022		Q29,785.20	Q17,877.12	Q11,918.08	Q7,460.65	Q245.69	Q0.00	FIDUCIARIOS				
Q25,646.20	Q25,646.20	Q0.00	Q0.00	02/12/2015	16/12/2022		Q25,646.20	Q15,387.72	Q10,258.48	Q6,324.40	Q257.06	Q0.00	FIDUCIARIOS				
Q26,816.20</																	